# MAMMOTH COMMUNITY WATER DISTRICT

Post Office Box 597
Mammoth Lakes, California 93546-0597

818th Regular Meeting of the
Mammoth Community Water District
Board of Directors

Thursday, July 17, 2025

***Please Note:***

*This meeting will be conducted both in-person in the District's Boardroom at 1315 Meridian Blvd., Mammoth Lakes, CA 93546 and by video/teleconference using the information provided below. For members of the public interested in viewing and having the ability to comment at the public meeting via Zoom, an internet-enabled computer equipped with a microphone and speaker or a mobile device with a data plan is required. Use of a webcam is optional. You also may call in to the meeting using teleconference without video. Please use the following information to join the Zoom Videoconference Meeting:*
*https://zoom.us/j/7609342596 (meeting ID: 760 934 2596) OR*
*Join via teleconference by dialing 1-669-444-9171, 760-934-2596#*

*Members of the public will have the opportunity to directly address the District Board of Directors concerning any item listed on the Agenda below before or during consideration of that item.*

***Please Note:***

*Director Hylton will be participating by video/teleconference from the following location:*
*11266 Pine Beach Peninsula, Brainerd, MN 56401*

# AGENDA

## 5:30 P.M.

## Roll Call

Directors Cage, Domaille, Hylton, Smith, and Thompson

## Public Forum

*Any member of the public may address the Board relating to any matter within the Board's jurisdiction. This need not be related to any item on the agenda, and presentation should be limited to three (3) minutes. No formal action by the Board will be taken on these items.*

## Consent Agenda A

*All matters listed are considered to be routine by the Board and may be enacted on by one motion. There will be no separate discussion on these items unless requested by the Board. If discussion is requested, that item will be moved and considered separately after adoption of the consent agenda.*

**A-1** Approve the May and June 2025 Check Disbursements

**A-2** Approve the Minutes from the Regular Board Meeting held May 22, 2025

## Consent Agenda B — Department Reports

*All matters listed are considered to be routine by the Board and may be acted on by one motion. There will be no separate discussion on these items unless requested by the Board. If discussion is requested, that item will be moved and considered separately after adoption of the consent agenda.*

**B-1** Operations Department Report
**B-2** Maintenance Department Report
**B-3** Finance Department Report
**B-4** Engineering Department Report
**B-5** Information Services Report
**B-6** Personnel Services Report
**B-7** Regulatory Services Report
**B-8** General Manager's Report

## Current Business

**C-1** Presentation of the MCWD 2024 Annual Report on Key Projects, Programs, and System Improvements

**C-2** Water Supply Update

**C-3** Quarterly Cybersecurity Report

**C-4** Discuss and Consider Approving an Amendment to the Fiscal Year 2026 Budget to Increase the Line Item for the MCWD Campus Paving Project by $332,000

**C-5** Discuss Strategy and Process for Selecting a New General Manager, including Possible Appointment of an Ad Hoc General Manager Selection Committee

## Board Member's Committee Reports

### Committee Meetings Held:

LAFCO – *June 12, 2025*
Employee Housing Committee – *July 10, 2025*
Ad-Hoc Rate Study Committee – *July 15, 2025*
Technical Services Committee – *July 16, 2025*
Investment Committee – *July 16, 2025*
Finance Committee – *July 16, 2025*

## Directors Comments, Requests, and Reports

## Attorney's Report

## Closed Session

**D-1 Conference with Real Property Negotiators**
Pursuant to Government Code Sections 54954.5(e) and 54956.8
Property Description: Mono County APNs – 022-400-023-000; 022-400-024-000; 022-400-025-000
Under Negotiation: Price and Terms of Payment
MCWD Negotiators: Mark Busby
Property Owner Negotiator: Plum Family Limited Partnership

**D-2 Conference with Real Property Negotiators**
Pursuant to Government Code Sections 54954.5(e) and 54956.8
Property Description: 035-160-078-000
Under Negotiation: Price and Terms of Payment
MCWD Negotiators: Mark Busby and Jeff Beatty
Property Owner Negotiator: Destination Real Estate

**D-3 Conference with Real Property Negotiators**
Pursuant to Government Code Sections 54954.5(e) and 54956.8
Property Description: 035-245-014-000
Under Negotiation: Price and Terms of Payment
MCWD Negotiators: Mark Busby and Jeff Beatty
Property Owner Negotiator: Mammoth Realty Group

## Adjournment

*NOTE: Items listed on the agenda may be reviewed or acted upon by the Board in any order or sequence. The items are listed for identification purposes only.*

*The meeting will be held in the conference room at the District facility located one mile east of Old Mammoth Road on Meridian Boulevard, just off Highway 203, Mammoth Lakes, California.*

MARK BUSBY
General Manager

Date of Issuance: Friday, July 11, 2025

*Posted: MCWD Office*
*MCWD Website: www.mcwd.dst.ca.us*
*cc: Members, Board of Directors*
*Town of Mammoth Lakes*
*KMMT, KIBS, KSRW Radio*

*In compliance with the Americans with Disabilities Act, if you need a disability related modification or accommodation to participate in this meeting, please call Stephanie Hake at (760) 934-2596, ext. 321, or email Mrs. Hake at:* SHake@mcwd.dst.ca.us *at least one full day before the meeting.*

*Documents and material relating to an open session agenda item that are provided to the Mammoth Community Water District Board of Directors less than 72 hours prior to a regular meeting will be available for public inspection and copying at the District facility located at 1315 Meridian Boulevard, Mammoth Lakes, California.*

**MAMMOTH COMMUNITY WATER DISTRICT**
Post Office Box 597
Mammoth Lakes, California 93546-0597

# NOTICE OF A TECHNICAL SERVICES COMMITTEE MEETING

NOTICE IS HEREBY GIVEN that the Technical Services Committee of the Board of Directors of the Mammoth Community Water District will hold a **TECHNICAL SERVICES COMMITTEE MEETING** to be held **WEDNESDAY, JULY 16, 2025** at **8:00 A.M.**

***Please Note:***
*Members of the public will have the opportunity to directly address the District Board of Directors concerning any item listed on the Agenda below before or during consideration of that item.*

## The agenda items are:

1. Review of the Operations Department Report (B-1)
2. Discuss Water Supply Update (C-2)
3. Review of the Maintenance Department Report (B-2)
4. Review of the Engineering Department Report (B-4)
5. Review of the Information Services Report (B-5)
6. Discuss Quarterly Cybersecurity Report (C-3)
7. Review of the Regulatory Services Report (B-7)
8. Discuss the MCWD 2024 Annual Report on Key Projects, Programs, and System Improvements (C-1)
9. Discussion / Questions Regarding Other Department Reports
   - B-3 Finance Department Report
   - B-6 Personnel Services Report
   - B-8 General Manager's Report

*The meeting will be held in the conference room at the District facility located one mile east of Old Mammoth Road on Meridian Boulevard, just off Highway 203, Mammoth Lakes, California.*

MARK BUSBY
General Manager

Date of Issuance: Friday, July 11, 2025

*Posted: MCWD Office*
*MCWD Website: www.mcwd.dst.ca.us*
*cc: Members, Board of Directors*
*Town of Mammoth Lakes*
*KMMT, KIBS, KSRW Radio*

*If you are an individual with a disability and need assistance or accommodation to participate in this Board meeting at any time, please call Stephanie Hake at (760) 934-2596, ext. 321, or email Mrs. Hake at: SHake@mcwd.dst.ca.us.*

*Documents and material relating to an open session agenda item that are provided to the Mammoth Community Water District Board of Directors less than 72 hours prior to a regular meeting will be available for public inspection and copying at the District facility located at 1315 Meridian Boulevard, Mammoth Lakes, California.*

**MAMMOTH COMMUNITY WATER DISTRICT**
Post Office Box 597
Mammoth Lakes, California 93546-0597

# NOTICE OF AN INVESTMENT COMMITTEE MEETING

NOTICE IS HEREBY GIVEN that the Investment Committee of the Board of Directors of the Mammoth Community Water District will hold an **INVESTMENT COMMITTEE MEETING** on **WEDNESDAY, JULY 16, 2025** at **11:45 A.M.**

***Please Note:***
*Members of the public will have the opportunity to directly address the District Board of Directors concerning any item listed on the Agenda below before or during consideration of that item.*

***Please Note:***
*Director Hylton will be participating by video/teleconference from the following location:*
*11266 Pine Beach Peninsula, Brainerd, MN 56401*

## The agenda items are:

1. Review Management of Investment Accounts with Advisors from Chandler Asset Management, Inc. (CAM)

2. Provide Direction to General Manager to Maintain or Change Current Allocation of Investments, Maintain or Change Specific Investments, or Make a Combination of Changes to Allocations or Investments to Meet Cash Flow Objectives

*The meeting will be held in the conference room at the District facility located one mile east of Old Mammoth Road on Meridian Boulevard, just off Highway 203, Mammoth Lakes, California.*

MARK BUSBY
General Manager

Date of Issuance: Friday, July 11, 2025

*Posted: MCWD Office*
*MCWD Website: www.mcwd.dst.ca.us*
*cc: Members, Board of Directors*
*Town of Mammoth Lakes*
*KMMT, KIBS, KSRW Radio*

*If you are an individual with a disability and need assistance or accommodation to participate in this Board meeting at any time, please call Stephanie Hake at (760) 934-2596, ext. 321, or email Mrs. Hake at: SHake@mcwd.dst.ca.us.*

*Documents and material relating to an open session agenda item that are provided to the Mammoth Community Water District Board of Directors less than 72 hours prior to a regular meeting will be available for public inspection and copying at the District facility located at 1315 Meridian Boulevard, Mammoth Lakes, California.*

# MAMMOTH COMMUNITY WATER DISTRICT

Post Office Box 597
Mammoth Lakes, California 93546-0597

## NOTICE OF A FINANCE COMMITTEE MEETING

NOTICE IS HEREBY GIVEN that the Finance Committee of the Board of Directors of the Mammoth Community Water District will hold a **FINANCE COMMITTEE MEETING** on **WEDNESDAY, JULY 16, 2025** at **1:00 P.M.**

***Please Note:***
*Members of the public will have the opportunity to directly address the District Board of Directors concerning any item listed on the Agenda below before or during consideration of that item.*

***Please Note:***
*Director Hylton will be participating by video/teleconference from the following location:*
*11266 Pine Beach Peninsula, Brainerd, MN 56401*

## The agenda items are:

1. Review and Approve the Board of Director Payment Requests for May and June 2025
2. Review and Approve the Accounts Payable Payment Vouchers for May and June 2025
3. Discuss and Review the May and June 2025 Check Registers (A-1)
4. Discuss the Finance Department Report (B-3)
5. Discuss Possibly Amending the Fiscal Year 2026 Budget to Increase the Line Item for the MCWD Campus Paving and Rehabilitation Project by $332,000 (C-4)
6. Discussion / Questions Regarding Other Department Reports
   - B-1 Operations Department Report
   - B-2 Maintenance Department Report
   - B-4 Engineering Department Report
   - B-5 Information Services Report
   - B-6 Personnel Services Report
   - B-7 Regulatory Services Report
   - B-8 General Manager's Report

*The meeting will be held in the conference room at the District facility located one mile east of Old Mammoth Road on Meridian Boulevard, just off Highway 203, Mammoth Lakes, California.*

MARK BUSBY
General Manager

Date of Issuance: Friday, July 11, 2025

*Posted: MCWD Office*
*MCWD Website: www.mcwd.dst.ca.us*
*cc: Members, Board of Directors*
*Town of Mammoth Lakes*
*KMMT, KIBS, KSRW Radio*

*If you are an individual with a disability and need assistance or accommodation to participate in this Board meeting at any time, please call Stephanie Hake at (760) 934-2596, ext. 321, or email Mrs. Hake at: SHake@mcwd.dst.ca.us.*

*Documents and material relating to an open session agenda item that are provided to the Mammoth Community Water District Board of Directors less than 72 hours prior to a regular meeting will be available for public inspection and copying at the District facility located at 1315 Meridian Boulevard, Mammoth Lakes, California.*

Mammoth Community Water District, CA

# Board Check Register
By Vendor Name

Payment Dates 5/1/2025 - 5/31/2025

| Payment Date | Payment Number | Description (Item) | Account Number | Project Account Key | Amount |
|---|---|---|---|---|---|
| **Vendor: 00007 - Aaron DeRue** | | | | | |
| 05/01/2025 | 11396 | Personal Vehicle Mileage Reimbursement | 10-320-6220 | | 483.00 |
| 05/01/2025 | 11396 | Hotel Reimbursement | 10-320-6220 | | 1,508.93 |
| | | | | **Vendor 00007 - Aaron DeRue Total:** | **1,991.93** |
| **Vendor: 00016 - ACWA / JPIA (HBA)** | | | | | |
| 05/08/2025 | 11401 | Dental | 10-000-2150 | | 540.61 |
| 05/08/2025 | 11401 | Life Insurance | 10-000-2150 | | 38.94 |
| 05/08/2025 | 11401 | Medical Insurance | 10-000-2150 | | 9,338.99 |
| 05/08/2025 | 11401 | Vision Insurance | 10-000-2150 | | 122.00 |
| 05/08/2025 | 11401 | Dental | 10-000-2150 | | 2,085.34 |
| 05/08/2025 | 11401 | Dental | 20-000-2150 | | 1,371.19 |
| 05/08/2025 | 11401 | Dental | 30-000-2150 | | 1,370.83 |
| 05/08/2025 | 11401 | EAP Admin. Fee | 10-000-2150 | | 42.16 |
| 05/08/2025 | 11401 | EAP Admin. Fee | 20-000-2150 | | 21.18 |
| 05/08/2025 | 11401 | EAP Admin. Fee | 30-000-2150 | | 23.46 |
| 05/08/2025 | 11401 | Life Ins Dependent | 10-000-2150 | | 4.65 |
| 05/08/2025 | 11401 | Life Ins Dependent | 20-000-2150 | | 3.12 |
| 05/08/2025 | 11401 | Life Ins Dependent | 30-000-2150 | | 3.08 |
| 05/08/2025 | 11401 | Life Insurance | 10-000-2150 | | 732.00 |
| 05/08/2025 | 11401 | Life Insurance | 20-000-2150 | | 160.04 |
| 05/08/2025 | 11401 | Life Insurance | 30-000-2150 | | 127.96 |
| 05/08/2025 | 11401 | Life Insurance | 10-000-2150 | | 152.31 |
| 05/08/2025 | 11401 | Life Insurance | 20-000-2150 | | 144.83 |
| 05/08/2025 | 11401 | Life Insurance | 30-000-2150 | | 157.55 |
| 05/08/2025 | 11401 | Life Ins Supplemental | 20-000-2150 | | 15.00 |
| 05/08/2025 | 11401 | Life Ins Supplemental | 30-000-2150 | | 15.00 |
| 05/08/2025 | 11401 | Medical Insurance | 10-000-2150 | | 33,645.07 |
| 05/08/2025 | 11401 | Medical Insurance | 20-000-2150 | | 21,549.99 |
| 05/08/2025 | 11401 | Medical Insurance | 30-000-2150 | | 21,549.70 |
| 05/08/2025 | 11401 | Vision Insurance | 10-000-2150 | | 488.00 |
| 05/08/2025 | 11401 | Vision Insurance | 20-000-2150 | | 292.93 |
| 05/08/2025 | 11401 | Vision Insurance | 30-000-2150 | | 292.67 |
| 05/08/2025 | 11401 | Premium Adjustment | 10-000-6020 | | 1,771.87 |
| | | | | **Vendor 00016 - ACWA / JPIA (HBA) Total:** | **96,060.47** |
| **Vendor: 00023 - Advanced Stainless & Alloys, Inc.** | | | | | |
| 05/15/2025 | 11413 | Steel Pipe, Fittings, Plates | 22-000-1301 | 25W14CM | 3,271.29 |
| 05/22/2025 | 11423 | Plate Flanges | 22-000-1301 | 25W14CM | 240.15 |
| | | | | **Vendor 00023 - Advanced Stainless & Alloys, Inc. Total:** | **3,511.44** |
| **Vendor: 00025 - AFLAC** | | | | | |
| 05/31/2025 | DFT0001332 | AFLAC Pre Tax | 10-000-2170 | | 25.48 |
| 05/31/2025 | DFT0001332 | AFLAC Pre Tax | 20-000-2170 | | 51.57 |
| 05/31/2025 | DFT0001332 | AFLAC After Tax | 20-000-2170 | | 6.06 |
| 05/31/2025 | DFT0001332 | AFLAC After Tax | 30-000-2170 | | 3.64 |
| 05/31/2025 | DFT0001332 | AFLAC Pre Tax | 30-000-2170 | | 27.57 |
| 05/31/2025 | DFT0001348 | AFLAC Pre Tax | 10-000-2170 | | 25.48 |
| 05/31/2025 | DFT0001348 | AFLAC After Tax | 20-000-2170 | | 6.05 |
| 05/31/2025 | DFT0001348 | AFLAC Pre Tax | 20-000-2170 | | 51.57 |
| 05/31/2025 | DFT0001348 | AFLAC Pre Tax | 30-000-2170 | | 27.57 |
| 05/31/2025 | DFT0001348 | AFLAC After Tax | 30-000-2170 | | 3.65 |
| | | | | **Vendor 00025 - AFLAC Total:** | **228.64** |

| Payment Date | Payment Number | Description (Item) | Account Number | Project Account Key | Amount |
|---|---|---|---|---|---|
| **Vendor: 00039 - Alex Printing** | | | | | |
| 05/07/2025 | 5867 | Business Cards - Vaca | 10-000-6180 | | 48.94 |
| | | | | **Vendor 00039 - Alex Printing Total:** | **48.94** |
| **Vendor: 02714 - Alfred Baghdasarians** | | | | | |
| 05/07/2025 | 5868 | HET Rebate | 10-105-6237 | | 200.00 |
| | | | | **Vendor 02714 - Alfred Baghdasarians Total:** | **200.00** |
| **Vendor: 00048 - Allied Wire & Cable, Inc.** | | | | | |
| 05/15/2025 | 11414 | Wire | 22-000-1301 | 25W15CM | 1,092.59 |
| | | | | **Vendor 00048 - Allied Wire & Cable, Inc. Total:** | **1,092.59** |
| **Vendor: 02508 - Alpine Landscape** | | | | | |
| 05/28/2025 | 5932 | Landscaping - 4 Locations | 10-000-6150 | | 2,870.00 |
| | | | | **Vendor 02508 - Alpine Landscape Total:** | **2,870.00** |
| **Vendor: 00063 - American Business Machines Co.** | | | | | |
| 05/08/2025 | 11402 | Copier/Printer Agreement | 10-000-6180 | | 868.18 |
| 05/08/2025 | 11402 | Printer/Copier Agreement | 10-000-6180 | | 82.88 |
| 05/22/2025 | 11424 | Ops Copier/Printer Agreement | 10-000-6180 | | 70.60 |
| | | | | **Vendor 00063 - American Business Machines Co. Total:** | **1,021.66** |
| **Vendor: 00069 - Amerigas (WWTP/Lab)** | | | | | |
| 05/21/2025 | 5913 | Propane - WWTP/Lab | 30-240-6231 | | 1,143.54 |
| | | | | **Vendor 00069 - Amerigas (WWTP/Lab) Total:** | **1,143.54** |
| **Vendor: 00072 - Amerigas (GWTP 1)** | | | | | |
| 05/28/2025 | 5933 | Propane - GWTP 1 | 20-220-6231 | | 778.86 |
| | | | | **Vendor 00072 - Amerigas (GWTP 1) Total:** | **778.86** |
| **Vendor: 00068 - Amerigas (Offices)** | | | | | |
| 05/07/2025 | 5869 | Propane - District Offices | 10-000-6231 | | 1,521.00 |
| | | | | **Vendor 00068 - Amerigas (Offices) Total:** | **1,521.00** |
| **Vendor: 02271 - Amy Larson** | | | | | |
| 05/29/2025 | 11436 | Mileage Reimbursement - DMV | 10-000-6155 | | 56.28 |
| | | | | **Vendor 02271 - Amy Larson Total:** | **56.28** |
| **Vendor: 00111 - AT&T** | | | | | |
| 05/14/2025 | 5892 | FirstNet | 10-130-6211 | | 1,050.54 |
| | | | | **Vendor 00111 - AT&T Total:** | **1,050.54** |
| **Vendor: 00123 - Babcock Laboratories, Inc.** | | | | | |
| 05/07/2025 | 5870 | Lab Services | 30-210-6111 | | 414.90 |
| 05/07/2025 | 5870 | Lab Services | 20-210-6111 | | 396.24 |
| 05/07/2025 | 5870 | Lab Services | 20-210-6111 | | 594.30 |
| 05/07/2025 | 5870 | Lab Services | 10-210-6111 | | 59.45 |
| 05/21/2025 | 5914 | Lab Services | 30-210-6111 | | 85.46 |
| | | | | **Vendor 00123 - Babcock Laboratories, Inc. Total:** | **1,550.35** |
| **Vendor: 00125 - Backgrounds Online** | | | | | |
| 05/08/2025 | 11403 | Background Checks | 10-110-6100 | | 331.72 |
| | | | | **Vendor 00125 - Backgrounds Online Total:** | **331.72** |
| **Vendor: 00131 - BKS Law Firm, PC** | | | | | |
| 05/22/2025 | 11425 | Legal Services | 10-100-6140 | | 1,757.50 |
| | | | | **Vendor 00131 - BKS Law Firm, PC Total:** | **1,757.50** |
| **Vendor: 02162 - BMI Systems Group** | | | | | |
| 05/07/2025 | 5871 | Annual Software & Hardware Maintenance | 10-120-6105 | | 590.00 |
| | | | | **Vendor 02162 - BMI Systems Group Total:** | **590.00** |
| **Vendor: 02692 - Boundary Peak Ready Mix, Inc.** | | | | | |
| 05/21/2025 | 5915 | Cold Mix and Delivery | 30-310-6145 | | 892.81 |
| | | | | **Vendor 02692 - Boundary Peak Ready Mix, Inc. Total:** | **892.81** |
| **Vendor: 00189 - Britt's Diesel & Automotive** | | | | | |
| 05/21/2025 | 5916 | Air Bag Replacement - #109 | 30-240-6155 | | 644.93 |

| Payment Date | Payment Number | Description (Item) | Account Number | Project Account Key | Amount |
|---|---|---|---|---|---|
| 05/21/2025 | 5916 | BIT and CARB Test - #87 | 22-340-6155 | | 375.00 |
| | | | | **Vendor 00189 - Britt's Diesel & Automotive Total:** | **1,019.93** |
| **Vendor: 00201 - CA Tax Payment ACH** | | | | | |
| 05/07/2025 | DFT0001334 | CA State Disibility | 10-000-2210 | | 1,176.26 |
| 05/07/2025 | DFT0001334 | State Withholding | 10-000-2210 | | 4,682.42 |
| 05/07/2025 | DFT0001334 | CA State Disibility | 20-000-2210 | | 580.09 |
| 05/07/2025 | DFT0001334 | State Withholding | 20-000-2210 | | 1,696.15 |
| 05/07/2025 | DFT0001334 | State Withholding | 30-000-2210 | | 1,734.30 |
| 05/07/2025 | DFT0001334 | CA State Disibility | 30-000-2210 | | 575.93 |
| 05/21/2025 | DFT0001350 | CA State Disibility | 10-000-2210 | | 1,202.65 |
| 05/21/2025 | DFT0001350 | State Withholding | 10-000-2210 | | 4,732.83 |
| 05/21/2025 | DFT0001350 | CA State Disibility | 20-000-2210 | | 617.04 |
| 05/21/2025 | DFT0001350 | State Withholding | 20-000-2210 | | 1,799.55 |
| 05/21/2025 | DFT0001350 | CA State Disibility | 30-000-2210 | | 611.76 |
| 05/21/2025 | DFT0001350 | State Withholding | 30-000-2210 | | 1,810.22 |
| | | | | **Vendor 00201 - CA Tax Payment ACH Total:** | **21,219.20** |
| **Vendor: 00205 - California Broadband Cooperative** | | | | | |
| 05/14/2025 | 5893 | Internet Service | 10-130-6211 | | 1,277.95 |
| | | | | **Vendor 00205 - California Broadband Cooperative Total:** | **1,277.95** |
| **Vendor: 02179 - California State Disbursement Unit** | | | | | |
| 05/07/2025 | DFT0001327 | Ca. Child Support | 20-000-2170 | | 46.16 |
| 05/07/2025 | DFT0001327 | Ca. Child Support | 30-000-2170 | | 46.14 |
| 05/21/2025 | DFT0001343 | Ca. Child Support | 20-000-2170 | | 46.16 |
| 05/21/2025 | DFT0001343 | Ca. Child Support | 30-000-2170 | | 46.14 |
| | | | | **Vendor 02179 - California State Disbursement Unit Total:** | **184.60** |
| **Vendor: 00220 - Carmichael Business Technology** | | | | | |
| 05/14/2025 | 5894 | SQL Server Upgrade Software | 10-130-6211 | | 1,974.00 |
| | | | | **Vendor 00220 - Carmichael Business Technology Total:** | **1,974.00** |
| **Vendor: 02017 - Christopher Monroe** | | | | | |
| 05/08/2025 | 11404 | Milage Reimbursement - Training | 20-220-6220 | | 747.60 |
| | | | | **Vendor 02017 - Christopher Monroe Total:** | **747.60** |
| **Vendor: 00281 - Chuck Villar Construction** | | | | | |
| 05/28/2025 | 5934 | Sludge Hauling - February | 30-240-6100 | | 10,521.27 |
| 05/28/2025 | 5934 | Sludge Hauling - March | 30-240-6100 | | 10,940.60 |
| | | | | **Vendor 00281 - Chuck Villar Construction Total:** | **21,461.87** |
| **Vendor: 01957 - City of Fallon** | | | | | |
| 05/14/2025 | 5895 | Sludge Disposal | 30-240-6102 | | 4,499.47 |
| | | | | **Vendor 01957 - City of Fallon Total:** | **4,499.47** |
| **Vendor: 00302 - Colin Fernie** | | | | | |
| 05/21/2025 | 5917 | HET Rebate (2) | 10-105-6237 | | 382.08 |
| | | | | **Vendor 00302 - Colin Fernie Total:** | **382.08** |
| **Vendor: 00306 - Conriquez Cleaning** | | | | | |
| 05/07/2025 | 5872 | Janatorial Services | 10-000-6150 | | 2,873.11 |
| | | | | **Vendor 00306 - Conriquez Cleaning Total:** | **2,873.11** |
| **Vendor: 00325 - Cranes Waste Oil, Inc.** | | | | | |
| 05/14/2025 | 5896 | Waste Oil Disposal | 10-000-6100 | | 185.00 |
| | | | | **Vendor 00325 - Cranes Waste Oil, Inc. Total:** | **185.00** |
| **Vendor: 00326 - Creative Image Embroidery** | | | | | |
| 05/14/2025 | 5897 | Embroidery | 10-310-6124 | | 43.10 |
| 05/14/2025 | 5897 | Embroidery | 30-240-6124 | | 32.33 |
| 05/14/2025 | 5897 | Hats | 30-240-6124 | | 43.10 |
| 05/21/2025 | 5918 | Embroidery | 10-300-6124 | | 21.55 |
| | | | | **Vendor 00326 - Creative Image Embroidery Total:** | **140.08** |
| **Vendor: 00416 - Dell Marketing, LP** | | | | | |
| 05/28/2025 | 5935 | Environmental Fee | 10-130-6181 | | 9.00 |

| Payment Date | Payment Number | Description (Item) | Account Number | Project Account Key | Amount |
|---|---|---|---|---|---|
| 05/28/2025 | 5935 | Dell Pro 16 Plus | 10-130-6181 | | 1,604.40 |
| 05/28/2025 | 5935 | Dell Pro Max Slim (CAD) | 10-130-6181 | | 13,824.04 |
| 05/28/2025 | 5935 | Dell Pro Rugged | 10-130-6181 | | 2,451.31 |
| 05/28/2025 | 5935 | Dell Pro Max Slim (Non-CAD) | 10-130-6181 | | 2,951.27 |
| 05/28/2025 | 5935 | Dell Pro Max Slim Plus | 10-130-6181 | | 17,894.25 |
| | | | | **Vendor 00416 - Dell Marketing, LP Total:** | **38,734.27** |
| **Vendor: 00438 - Designs Unlimited** | | | | | |
| 05/14/2025 | 5898 | Logo Printing | 10-310-6124 | | 24.00 |
| 05/14/2025 | 5898 | Construction Crew Shirts | 22-340-6124 | | 265.07 |
| | | | | **Vendor 00438 - Designs Unlimited Total:** | **289.07** |
| **Vendor: 00439 - Dewey Pest Control** | | | | | |
| 05/07/2025 | 5873 | Pest Control | 10-000-6150 | | 208.00 |
| | | | | **Vendor 00439 - Dewey Pest Control Total:** | **208.00** |
| **Vendor: 00452 - DIY Home Center** | | | | | |
| 05/01/2025 | 11397 | ABS Fittings | 23-000-1301 | 24WW04CE | 62.51 |
| 05/01/2025 | 11397 | Hose | 10-330-6120 | | 24.23 |
| 05/01/2025 | 11397 | ABS Fittings | 23-000-1301 | 24WW04CE | 22.77 |
| 05/01/2025 | 11397 | Paint Supplies | 10-320-6180 | | 112.93 |
| 05/01/2025 | 11397 | Epoxy | 10-330-6180 | | 11.63 |
| 05/01/2025 | 11397 | Buckets, Nozzles | 30-240-6180 | | 31.18 |
| 05/01/2025 | 11397 | Misc. HW | 20-330-6150 | | 11.54 |
| 05/08/2025 | 11405 | Strap Set | 22-340-6120 | | 14.54 |
| 05/08/2025 | 11405 | Whisk Broom | 10-310-6180 | | 5.81 |
| 05/08/2025 | 11405 | Misc. HW | 10-310-6180 | | 2.51 |
| 05/08/2025 | 11405 | Mouse Traps - MM11 | 96-000-6115 | | 35.01 |
| 05/08/2025 | 11405 | ABS Fitting | 23-000-1301 | 24WW04CE | 2.41 |
| 05/08/2025 | 11405 | Extension Cords | 10-320-6120 | | 106.64 |
| 05/15/2025 | 11415 | Electrical Supplies | 23-000-1301 | 24WW04CE | 20.15 |
| 05/15/2025 | 11415 | Conduit | 23-000-1301 | 24WW04CE | 9.69 |
| 05/15/2025 | 11415 | Torch, Hand Tools | 10-330-6120 | | 99.55 |
| 05/15/2025 | 11415 | Truck Bed Coating | 10-310-6155 | | 16.47 |
| 05/15/2025 | 11415 | Anchor Shackle | 10-310-6180 | | 4.35 |
| 05/15/2025 | 11415 | Conduit, Fittings | 21-000-1301 | 24A02CM | 96.37 |
| 05/15/2025 | 11415 | Cable Ties | 21-000-1301 | 24A02CM | 135.12 |
| 05/15/2025 | 11415 | Hose | 10-310-6120 | | 24.23 |
| 05/15/2025 | 11415 | Cable Ties, Fittings | 21-000-1301 | 24A02CM | 91.03 |
| 05/15/2025 | 11415 | Leader Hose, Transfer Pump | 23-000-1301 | 24WW04CE | 115.38 |
| 05/15/2025 | 11415 | Cable Ties | 23-000-1301 | 24WW04CE | 29.05 |
| 05/15/2025 | 11415 | ABS Pipe and Fittings | 21-000-1301 | 24A02CM | 103.22 |
| 05/15/2025 | 11415 | Hand Tools, Grill Tool Set | 10-310-6120 | | 172.52 |
| 05/22/2025 | 11426 | Push Broom, Sidewalk Scraper | 30-240-6120 | | 64.95 |
| 05/22/2025 | 11426 | Chemical Splash Goggles | 10-320-6180 | | 17.44 |
| 05/22/2025 | 11426 | Pipe and Couplings | 10-320-6180 | | 6.66 |
| 05/22/2025 | 11426 | PVC Fittings | 20-220-6180 | | 8.22 |
| 05/22/2025 | 11426 | Angle Clamp | 10-310-6120 | | 52.33 |
| 05/29/2025 | 11437 | Lubricant | 10-320-6180 | | 19.57 |
| | | | | **Vendor 00452 - DIY Home Center Total:** | **1,530.01** |
| **Vendor: 02415 - DYMAX INC** | | | | | |
| 05/14/2025 | 5899 | Adapters and Teeth - #112 | 10-310-6155 | | 2,888.42 |
| | | | | **Vendor 02415 - DYMAX INC Total:** | **2,888.42** |
| **Vendor: 02610 - Empire Southwest, LLC** | | | | | |
| 05/01/2025 | 11398 | 308-07 Mini-Excavator | 22-000-1317 | | 91,473.29 |
| 05/01/2025 | 11398 | 308-07 Mini-Excavator | 23-000-1317 | | 91,473.28 |
| 05/08/2025 | 11406 | Repairs - #112 | 10-310-6155 | | 1,244.02 |
| | | | | **Vendor 02610 - Empire Southwest, LLC Total:** | **184,190.59** |

| Payment Date | Payment Number | Description (Item) | Account Number | Project Account Key | Amount |
|---|---|---|---|---|---|
| **Vendor: 02720 - Farmers Insurance Exchange** | | | | | |
| 05/14/2025 | 5900 | Insurance Policy Renewal - 229 Manzanita | 96-000-6115 | | 1,958.75 |
| | | | | **Vendor 02720 - Farmers Insurance Exchange Total:** | **1,958.75** |
| **Vendor: 00569 - Federal Tax Payment ACH** | | | | | |
| 05/07/2025 | DFT0001333 | Federal Withholding | 10-000-2200 | | 11,286.14 |
| 05/07/2025 | DFT0001333 | Medicare | 10-000-2200 | | 2,846.38 |
| 05/07/2025 | DFT0001333 | Medicare | 20-000-2200 | | 1,407.28 |
| 05/07/2025 | DFT0001333 | Social Security | 20-000-2200 | | 186.64 |
| 05/07/2025 | DFT0001333 | Federal Withholding | 20-000-2200 | | 4,658.78 |
| 05/07/2025 | DFT0001333 | Social Security | 30-000-2200 | | 186.60 |
| 05/07/2025 | DFT0001333 | Federal Withholding | 30-000-2200 | | 4,931.43 |
| 05/07/2025 | DFT0001333 | Medicare | 30-000-2200 | | 1,401.08 |
| 05/21/2025 | DFT0001349 | Federal Withholding | 10-000-2200 | | 11,744.18 |
| 05/21/2025 | DFT0001349 | Medicare | 10-000-2200 | | 2,915.04 |
| 05/21/2025 | DFT0001349 | Federal Withholding | 20-000-2200 | | 5,059.37 |
| 05/21/2025 | DFT0001349 | Medicare | 20-000-2200 | | 1,503.18 |
| 05/21/2025 | DFT0001349 | Social Security | 20-000-2200 | | 442.94 |
| 05/21/2025 | DFT0001349 | Medicare | 30-000-2200 | | 1,493.94 |
| 05/21/2025 | DFT0001349 | Federal Withholding | 30-000-2200 | | 5,283.26 |
| 05/21/2025 | DFT0001349 | Social Security | 30-000-2200 | | 442.92 |
| 05/22/2025 | DFT0001337 | Medicare | 10-000-2200 | | 74.96 |
| 05/22/2025 | DFT0001337 | Social Security | 10-000-2200 | | 320.54 |
| | | | | **Vendor 00569 - Federal Tax Payment ACH Total:** | **56,184.66** |
| **Vendor: 00571 - FedEx Freight** | | | | | |
| 05/21/2025 | 5919 | Shipping Charges - Advanced Stainless | 22-000-1301 | 25W14CM | 463.60 |
| | | | | **Vendor 00571 - FedEx Freight Total:** | **463.60** |
| **Vendor: 00572 - Ferguson Waterworks # 1423** | | | | | |
| 05/07/2025 | 5874 | Wall and Pit MIUs (@30% Cost) | 10-000-1200 | | 2,052.24 |
| 05/14/2025 | 5901 | Registers - RMA 452520 | 10-000-1200 | | 4,312.17 |
| 05/14/2025 | 5901 | Registers - RMA 449246 | 10-000-1200 | | 2,011.92 |
| 05/28/2025 | 5936 | RMA Registers & Antennas | 10-000-1200 | | 1,953.72 |
| | | | | **Vendor 00572 - Ferguson Waterworks # 1423 Total:** | **10,330.05** |
| **Vendor: 00608 - Frontier** | | | | | |
| 05/21/2025 | 5920 | Internet Service - GWTPs | 10-130-6211 | | 202.47 |
| | | | | **Vendor 00608 - Frontier Total:** | **202.47** |
| **Vendor: 00636 - George Mcnee** | | | | | |
| 05/21/2025 | 5921 | HET Rebate | 10-105-6237 | | 200.00 |
| | | | | **Vendor 00636 - George Mcnee Total:** | **200.00** |
| **Vendor: 00662 - Grainger, Inc.** | | | | | |
| 05/15/2025 | 11416 | Credit for Returned Merchandise | 30-240-6145 | | -53.34 |
| 05/15/2025 | 11416 | Abrasive Wheels | 10-330-6180 | | 30.33 |
| 05/15/2025 | 11416 | Credit for Returned Merchandise | 10-320-6180 | | -184.73 |
| 05/15/2025 | 11416 | Marking Paint | 10-310-6180 | | 201.37 |
| 05/15/2025 | 11416 | Garden Hose and Reel | 10-000-6120 | | 135.34 |
| 05/22/2025 | 11427 | Fiber Disks, Sawblades | 10-320-6180 | | 155.31 |
| 05/22/2025 | 11427 | Cutoff Wheels | 10-320-6180 | | 35.13 |
| 05/22/2025 | 11427 | Latex Gloves | 10-000-1200 | | 280.84 |
| 05/22/2025 | 11427 | Safety Glasses, Batteries, Insect Repellent | 10-000-1200 | | 287.25 |
| 05/22/2025 | 11427 | Gloves | 10-000-6180 | | 730.80 |
| 05/22/2025 | 11427 | Hard Hats | 10-000-1200 | | 235.22 |
| 05/22/2025 | 11427 | Latex Gloves | 10-310-6180 | | 280.84 |
| 05/29/2025 | 11438 | Cut-Off Wheels, Sawblades | 10-320-6180 | | 109.70 |
| 05/29/2025 | 11438 | Trash Bags | 10-000-6180 | | 50.27 |
| | | | | **Vendor 00662 - Grainger, Inc. Total:** | **2,294.33** |

| Payment Date | Payment Number | Description (Item) | Account Number | Project Account Key | Amount |
|---|---|---|---|---|---|
| **Vendor: 00666 - Great Basin Unified APCD** | | | | | |
| 05/07/2025 | 5875 | UST Annual Renewal Fee | 10-000-6205 | | 129.00 |
| | | | | **Vendor 00666 - Great Basin Unified APCD Total:** | **129.00** |
| **Vendor: 02723 - Greg Murray** | | | | | |
| 05/21/2025 | 5922 | HET Rebate (2) | 10-105-6237 | | 362.00 |
| | | | | **Vendor 02723 - Greg Murray Total:** | **362.00** |
| **Vendor: 00685 - Hach Company** | | | | | |
| 05/07/2025 | 5876 | Lab Supplies | 30-210-6180 | | 491.56 |
| 05/21/2025 | 5923 | Lab Supplies | 20-210-6180 | | 94.09 |
| 05/21/2025 | 5923 | Lab Supplies | 30-210-6180 | | 486.69 |
| | | | | **Vendor 00685 - Hach Company Total:** | **1,072.34** |
| **Vendor: 00687 - Hardy Diagnostics** | | | | | |
| 05/08/2025 | 11407 | Lab Supplies | 20-210-6180 | | 446.23 |
| 05/08/2025 | 11407 | Lab Supplies | 30-210-6180 | | 111.56 |
| | | | | **Vendor 00687 - Hardy Diagnostics Total:** | **557.79** |
| **Vendor: 02388 - Health Equity, Inc.** | | | | | |
| 05/07/2025 | DFT0001330 | HSA | 10-000-2151 | | 397.93 |
| 05/21/2025 | DFT0001346 | HSA | 10-000-2151 | | 397.93 |
| | | | | **Vendor 02388 - Health Equity, Inc. Total:** | **795.86** |
| **Vendor: 00705 - High Country Lumber, Inc.** | | | | | |
| 05/07/2025 | 5877 | Tire Tube | 10-310-6180 | | 10.33 |
| 05/14/2025 | 5902 | Chain | 10-330-6180 | | 26.93 |
| 05/14/2025 | 5902 | Cable Ties | 21-000-1301 | 24A02CM | 38.75 |
| 05/14/2025 | 5902 | Stakes, Forming Tube | 23-000-1301 | 25WW02CS | 342.63 |
| | | | | **Vendor 00705 - High Country Lumber, Inc. Total:** | **418.64** |
| **Vendor: 02603 - Holmes US** | | | | | |
| 05/08/2025 | 11408 | Engineering Services | 22-000-1301 | 25W09CS | 4,133.50 |
| 05/08/2025 | 11408 | Engineering Services | 22-000-1301 | 25W10CS | 4,133.50 |
| 05/08/2025 | 11408 | Engineering Services | 22-000-1301 | 25W11CS | 4,133.50 |
| 05/08/2025 | 11408 | Engineering Services | 22-000-1301 | 24W05CS | 4,133.50 |
| 05/08/2025 | 11408 | Engineering Services | 23-000-1301 | 25WW03CS | 4,133.50 |
| | | | | **Vendor 02603 - Holmes US Total:** | **20,667.50** |
| **Vendor: 00725 - Infosend, Inc.** | | | | | |
| 05/22/2025 | 11428 | UB Statement Processing | 10-120-6100 | | 1,884.55 |
| | | | | **Vendor 00725 - Infosend, Inc. Total:** | **1,884.55** |
| **Vendor: 00728 - International Union of Operating Engineers** | | | | | |
| 05/07/2025 | 5878 | Union Dues | 10-000-2170 | | 154.00 |
| 05/07/2025 | 5878 | Union Dues | 20-000-2170 | | 143.08 |
| 05/07/2025 | 5878 | Union Dues | 30-000-2170 | | 120.92 |
| | | | | **Vendor 00728 - International Union of Operating Engineers Total:** | **418.00** |
| **Vendor: 00745 - Jack Henry & Associates, Inc.** | | | | | |
| 05/14/2025 | 5903 | RemitPlus Check Scanning Software Maintenance | 10-120-6105 | | 2,758.89 |
| | | | | **Vendor 00745 - Jack Henry & Associates, Inc. Total:** | **2,758.89** |
| **Vendor: 02719 - Jarrod Wilde** | | | | | |
| 05/14/2025 | 5904 | HET Rebate | 10-105-6237 | | 200.00 |
| | | | | **Vendor 02719 - Jarrod Wilde Total:** | **200.00** |
| **Vendor: 00907 - Julie Burkhart** | | | | | |
| 05/01/2025 | 11399 | HET Rebate | 10-105-6237 | | 200.00 |
| | | | | **Vendor 00907 - Julie Burkhart Total:** | **200.00** |
| **Vendor: 02632 - Julie Pondella** | | | | | |
| 05/21/2025 | 5924 | 50% Spring Landscaping - 229M | 96-000-6115 | | 187.50 |
| | | | | **Vendor 02632 - Julie Pondella Total:** | **187.50** |

| Payment Date | Payment Number | Description (Item) | Account Number | Project Account Key | Amount |
|---|---|---|---|---|---|
| **Vendor: 00949 - Kaysie Williams** | | | | | |
| 05/14/2025 | 5905 | HEDW Rebate | 10-105-6237 | | 200.00 |
| | | | | **Vendor 00949 - Kaysie Williams Total:** | **200.00** |
| **Vendor: 02367 - Kelly Painting and Drywall** | | | | | |
| 05/07/2025 | 5879 | Drywall Repair (Post-Plumbing Repair) | 96-000-6115 | | 450.00 |
| | | | | **Vendor 02367 - Kelly Painting and Drywall Total:** | **450.00** |
| **Vendor: 02721 - Kevin Wall** | | | | | |
| 05/22/2025 | 11429 | Boot Reimbursement | 22-340-6124 | | 177.78 |
| | | | | **Vendor 02721 - Kevin Wall Total:** | **177.78** |
| **Vendor: 00993 - KIBS-FM** | | | | | |
| 05/15/2025 | 11417 | Advertising | 10-105-6190 | | 350.00 |
| | | | | **Vendor 00993 - KIBS-FM Total:** | **350.00** |
| **Vendor: 01003 - KMMT-FM** | | | | | |
| 05/14/2025 | 5906 | Advertising | 10-105-6190 | | 500.00 |
| | | | | **Vendor 01003 - KMMT-FM Total:** | **500.00** |
| **Vendor: 02717 - Krazan & Associates** | | | | | |
| 05/07/2025 | 5880 | Asbestos Survey | 22-000-1301 | 25W09CS | 1,123.75 |
| 05/07/2025 | 5880 | Asbestos Survey | 22-000-1301 | 25W10CS | 1,123.75 |
| 05/07/2025 | 5880 | Asbestos Survey | 22-000-1301 | 25W11CS | 1,123.75 |
| 05/07/2025 | 5880 | Asbestos Survey | 23-000-1301 | 25WW03CS | 1,123.75 |
| | | | | **Vendor 02717 - Krazan & Associates Total:** | **4,495.00** |
| **Vendor: 01054 - Liebert Cassidy Whitmore** | | | | | |
| 05/07/2025 | 5881 | Legal Services | 10-110-6140 | | 225.00 |
| 05/07/2025 | 5881 | Legal Services | 10-110-6140 | | 5,328.00 |
| | | | | **Vendor 01054 - Liebert Cassidy Whitmore Total:** | **5,553.00** |
| **Vendor: 00052 - Linde Gas & Equipment, Inc.** | | | | | |
| 05/28/2025 | 5937 | Welding Supplies | 10-000-6180 | | 123.13 |
| 05/28/2025 | 5937 | Welding Supplies | 10-000-6180 | | 85.07 |
| 05/28/2025 | 5937 | Welding Supplies | 10-000-6180 | | 85.07 |
| | | | | **Vendor 00052 - Linde Gas & Equipment, Inc. Total:** | **293.27** |
| **Vendor: 01099 - Mammoth Disposal** | | | | | |
| 05/07/2025 | 5882 | Trash Service | 10-000-6100 | | 2,008.95 |
| 05/07/2025 | 5882 | Recycling | 10-000-6100 | | 151.20 |
| 05/07/2025 | 5882 | Recycling | 10-000-6100 | | 140.40 |
| | | | | **Vendor 01099 - Mammoth Disposal Total:** | **2,300.55** |
| **Vendor: 01100 - Mammoth Hospital** | | | | | |
| 05/21/2025 | 5925 | DMV and Pre-Employment Physicals | 10-110-6100 | | 382.20 |
| 05/21/2025 | 5925 | DMV and Pre-Employment Physicals | 10-310-6100 | | 127.40 |
| 05/21/2025 | 5925 | DMV and Pre-Employment Physicals | 10-320-6100 | | 127.40 |
| | | | | **Vendor 01100 - Mammoth Hospital Total:** | **637.00** |
| **Vendor: 02583 - Mammoth Sierra Electric** | | | | | |
| 05/21/2025 | 5926 | Electrical Outlet Replacements - SM55 | 96-000-6115 | | 280.00 |
| | | | | **Vendor 02583 - Mammoth Sierra Electric Total:** | **280.00** |
| **Vendor: 01117 - Mammoth Times** | | | | | |
| 05/08/2025 | 11409 | Job Ads | 10-110-6190 | | 165.40 |
| | | | | **Vendor 01117 - Mammoth Times Total:** | **165.40** |
| **Vendor: 01183 - McMaster-Carr Supply Co.** | | | | | |
| 05/14/2025 | 5907 | Wedge Anchors | 23-000-1301 | 24WW04CE | 76.53 |
| 05/14/2025 | 5907 | Socket Set | 10-330-6120 | | 207.05 |
| 05/14/2025 | 5907 | Couplings | 20-230-6145 | | 326.61 |
| 05/14/2025 | 5907 | Strut Channel, Routing Clamps | 23-000-1301 | 24WW04CE | 783.49 |

| Payment Date | Payment Number | Description (Item) | Account Number | Project Account Key | Amount |
|---|---|---|---|---|---|
| 05/14/2025 | 5907 | Credit for Returned Merchandise | 10-330-6120 | | -207.05 |
| 05/28/2025 | 5938 | Stainless Steel Fittings | 22-000-1301 | 25W14CM | 532.99 |
| | | | | **Vendor 01183 - McMaster-Carr Supply Co. Total:** | **1,719.62** |
| **Vendor: 02713 - MISCOwater** | | | | | |
| 05/21/2025 | 5927 | Bredel 50 Hose and Hose Lube (WAS Pump #2) | 30-240-6145 | | 3,831.35 |
| 05/21/2025 | 5927 | Hose Lube | 30-240-6145 | | 1,055.95 |
| | | | | **Vendor 02713 - MISCOwater Total:** | **4,887.30** |
| **Vendor: 01240 - Mission Linen Supply** | | | | | |
| 05/07/2025 | 5883 | Linen Service | 10-000-6180 | | 928.92 |
| | | | | **Vendor 01240 - Mission Linen Supply Total:** | **928.92** |
| **Vendor: 01254 - Mono County Department of Public Works** | | | | | |
| 05/21/2025 | 5928 | Dump Fee | 10-000-6100 | | 21.15 |
| | | | | **Vendor 01254 - Mono County Department of Public Works Total:** | **21.15** |
| **Vendor: 01267 - MULTIQUIP, Inc.** | | | | | |
| 05/07/2025 | 5884 | DCA400SSIF3B - Generator | 22-000-1301 | 25W15CE | 180,554.39 |
| 05/07/2025 | 5884 | MQPPBNK400I4F3 - PowerBalance Kit | 22-000-1301 | 25W15CE | 10,947.40 |
| 05/14/2025 | 5908 | EE36264 - Coupler | 22-000-1301 | 25W15CE | 74.99 |
| 05/14/2025 | 5908 | MQPPBNK125I4F3 - PowerBalance Kit | 22-000-1301 | 25W15CE | 5,473.70 |
| 05/14/2025 | 5908 | TRLR125USH - Trailer | 22-000-1301 | 25W15CE | 8,249.34 |
| 05/14/2025 | 5908 | DCA125SSIU4F - Generator | 22-000-1301 | 25W15CE | 68,844.68 |
| | | | | **Vendor 01267 - MULTIQUIP, Inc. Total:** | **274,144.50** |
| **Vendor: 02523 - National Auto Fleet Group** | | | | | |
| 05/08/2025 | 11411 | F-450 - #70 Replacement | 22-000-1320 | | 31,754.21 |
| 05/08/2025 | 11411 | F-450 - #70 Replacement | 23-000-1320 | | 31,754.22 |
| 05/15/2025 | 11418 | F550 Cab & Chassis - Quote 36735R1 | 22-000-1320 | | 31,641.05 |
| 05/15/2025 | 11418 | Tire Fee | 22-000-1320 | | 4.37 |
| 05/15/2025 | 11418 | F550 Cab & Chassis - Quote 36735R1 | 23-000-1320 | | 31,641.05 |
| 05/15/2025 | 11418 | Tire Fee | 23-000-1320 | | 4.38 |
| 05/15/2025 | 11418 | F550 Cab & Chassis (PM) - Quote 36734R1 | 22-000-1320 | | 32,816.87 |
| 05/15/2025 | 11418 | Tire Fee | 22-000-1320 | | 4.38 |
| 05/15/2025 | 11418 | Tire Fee | 23-000-1320 | | 4.37 |
| 05/15/2025 | 11418 | F550 Cab & Chassis (PM) - Quote 36734R1 | 23-000-1320 | | 32,816.88 |
| | | | | **Vendor 02523 - National Auto Fleet Group Total:** | **192,441.78** |
| **Vendor: 02724 - Neil Maher** | | | | | |
| 05/28/2025 | 5939 | HECW Rebate | 10-105-6237 | | 400.00 |
| | | | | **Vendor 02724 - Neil Maher Total:** | **400.00** |
| **Vendor: 00609 - Orion** | | | | | |
| 05/07/2025 | DFT0001323 | Deferred Comp 457B Roth (%% ) | 10-000-2161 | | 333.70 |
| 05/07/2025 | DFT0001323 | Deferred Comp 457B Roth (%% ) | 20-000-2161 | | 570.81 |
| 05/07/2025 | DFT0001323 | Deferred Comp 457B Roth (%% ) | 30-000-2161 | | 570.76 |
| 05/07/2025 | DFT0001324 | 457B Roth Deferred Comp (Flat Amount) | 10-000-2161 | | 670.00 |
| 05/07/2025 | DFT0001324 | 457B Roth Deferred Comp (Flat Amount) | 20-000-2161 | | 262.00 |
| 05/07/2025 | DFT0001324 | 457B Roth Deferred Comp (Flat Amount) | 30-000-2161 | | 552.00 |
| 05/07/2025 | DFT0001325 | Deferred Comp 457B (%%) | 10-000-2161 | | 1,755.70 |
| 05/07/2025 | DFT0001325 | Deferred Comp 457B (%%) | 20-000-2161 | | 870.27 |
| 05/07/2025 | DFT0001325 | Deferred Comp 457B (%%) | 30-000-2161 | | 1,336.45 |

| Payment Date | Payment Number | Description (Item) | Account Number | Project Account Key | Amount |
|---|---|---|---|---|---|
| 05/07/2025 | DFT0001326 | 457B Deferred Comp (Flat Amount) | 10-000-2161 | | 8,114.11 |
| 05/07/2025 | DFT0001326 | 457B Deferred Comp (Flat Amount) | 20-000-2161 | | 2,535.26 |
| 05/07/2025 | DFT0001326 | 457B Deferred Comp (Flat Amount) | 30-000-2161 | | 2,337.11 |
| 05/07/2025 | DFT0001331 | 457 ER Match | 10-000-2160 | | 1,654.98 |
| 05/07/2025 | DFT0001331 | 457 ER ROTH Match | 10-000-2160 | | 221.11 |
| 05/07/2025 | DFT0001331 | 401A Pension | 10-000-2160 | | 19,603.81 |
| 05/07/2025 | DFT0001331 | 401A Pension | 20-000-2160 | | 9,364.49 |
| 05/07/2025 | DFT0001331 | 457 ER Match | 20-000-2160 | | 760.15 |
| 05/07/2025 | DFT0001331 | 457 ER ROTH Match | 20-000-2160 | | 110.41 |
| 05/07/2025 | DFT0001331 | 457 ER Match | 30-000-2160 | | 753.60 |
| 05/07/2025 | DFT0001331 | 401A Pension | 30-000-2160 | | 9,301.08 |
| 05/07/2025 | DFT0001331 | 457 ER ROTH Match | 30-000-2160 | | 110.36 |
| 05/21/2025 | DFT0001339 | Deferred Comp 457B Roth (%% ) | 10-000-2161 | | 333.70 |
| 05/21/2025 | DFT0001339 | Deferred Comp 457B Roth (%% ) | 20-000-2161 | | 564.79 |
| 05/21/2025 | DFT0001339 | Deferred Comp 457B Roth (%% ) | 30-000-2161 | | 564.72 |
| 05/21/2025 | DFT0001340 | 457B Roth Deferred Comp (Flat Amount) | 10-000-2161 | | 670.00 |
| 05/21/2025 | DFT0001340 | 457B Roth Deferred Comp (Flat Amount) | 20-000-2161 | | 262.00 |
| 05/21/2025 | DFT0001340 | 457B Roth Deferred Comp (Flat Amount) | 30-000-2161 | | 552.00 |
| 05/21/2025 | DFT0001341 | Deferred Comp 457B (%%) | 10-000-2161 | | 1,926.55 |
| 05/21/2025 | DFT0001341 | Deferred Comp 457B (%%) | 20-000-2161 | | 889.09 |
| 05/21/2025 | DFT0001341 | Deferred Comp 457B (%%) | 30-000-2161 | | 1,347.89 |
| 05/21/2025 | DFT0001342 | 457B Deferred Comp (Flat Amount) | 10-000-2161 | | 8,487.11 |
| 05/21/2025 | DFT0001342 | 457B Deferred Comp (Flat Amount) | 20-000-2161 | | 2,535.21 |
| 05/21/2025 | DFT0001342 | 457B Deferred Comp (Flat Amount) | 30-000-2161 | | 2,337.16 |
| 05/21/2025 | DFT0001347 | 401A Pension | 10-000-2160 | | 20,043.67 |
| 05/21/2025 | DFT0001347 | 457 ER Match | 10-000-2160 | | 1,767.48 |
| 05/21/2025 | DFT0001347 | 457 ER ROTH Match | 10-000-2160 | | 204.33 |
| 05/21/2025 | DFT0001347 | 401A Pension | 20-000-2160 | | 9,567.97 |
| 05/21/2025 | DFT0001347 | 457 ER Match | 20-000-2160 | | 776.11 |
| 05/21/2025 | DFT0001347 | 457 ER ROTH Match | 20-000-2160 | | 106.22 |
| 05/21/2025 | DFT0001347 | 457 ER Match | 30-000-2160 | | 767.52 |
| 05/21/2025 | DFT0001347 | 401A Pension | 30-000-2160 | | 9,483.55 |
| 05/21/2025 | DFT0001347 | 457 ER ROTH Match | 30-000-2160 | | 106.17 |
| | | | | **Vendor 00609 - Orion Total:** | **125,081.40** |
| **Vendor: 01394 - Pitney Bowes Global** | | | | | |
| 05/14/2025 | 5909 | Postage Meter Lease | 10-000-6185 | | 195.25 |
| | | | | **Vendor 01394 - Pitney Bowes Global Total:** | **195.25** |
| **Vendor: 01404 - Process Wastewater Technologies, LLC** | | | | | |
| 05/29/2025 | 11439 | Replacement PLC Parts for Screw Press | 30-240-6145 | | 6,205.34 |
| | | | | **Vendor 01404 - Process Wastewater Technologies, LLC Total:** | **6,205.34** |
| **Vendor: 01438 - Rich Environmental Services** | | | | | |
| 05/28/2025 | 5940 | Monthly Tank Inspection | 10-000-6100 | | 150.00 |
| | | | | **Vendor 01438 - Rich Environmental Services Total:** | **150.00** |
| **Vendor: 02715 - Robert Chase** | | | | | |
| 05/07/2025 | 5885 | HET Rebate | 10-105-6237 | | 200.00 |
| | | | | **Vendor 02715 - Robert Chase Total:** | **200.00** |

| Payment Date | Payment Number | Description (Item) | Account Number | Project Account Key | Amount |
|---|---|---|---|---|---|
| **Vendor: 02597 - Robert D. Niehaus, Inc.** | | | | | |
| 05/15/2025 | 11419 | Rate Study Progress Payment | 10-120-6110 | | 7,400.00 |
| | | | | **Vendor 02597 - Robert D. Niehaus, Inc. Total:** | **7,400.00** |
| **Vendor: 01548 - Safety-Kleen Systems, Inc.** | | | | | |
| 05/22/2025 | 11431 | Parts Washer Service | 10-000-6180 | | 319.44 |
| | | | | **Vendor 01548 - Safety-Kleen Systems, Inc. Total:** | **319.44** |
| **Vendor: 01639 - Snowcreek Athletic Club** | | | | | |
| 05/21/2025 | 5929 | Snowcreek Dues | 10-000-2170 | | 484.00 |
| 05/21/2025 | 5929 | Snowcreek Dues | 20-000-2170 | | 380.52 |
| 05/21/2025 | 5929 | Snowcreek Dues | 30-000-2170 | | 200.48 |
| | | | | **Vendor 01639 - Snowcreek Athletic Club Total:** | **1,065.00** |
| **Vendor: 01650 - Southern California Edison - District** | | | | | |
| 05/07/2025 | 5886 | Electricity | 10-000-6230 | | 6,825.33 |
| 05/07/2025 | 5886 | Electricity | 20-220-6230 | | 16,177.03 |
| 05/07/2025 | 5886 | Electricity | 20-230-6230 | | 6,145.02 |
| 05/07/2025 | 5886 | Electricity | 30-240-6230 | | 1,860.10 |
| | | | | **Vendor 01650 - Southern California Edison - District Total:** | **31,007.48** |
| **Vendor: 01648 - Southern California Edison - WWTP** | | | | | |
| 05/07/2025 | 5887 | Electricity | 30-240-6230 | | 6,707.78 |
| 05/21/2025 | 5930 | Electricity | 30-240-6230 | | 12,661.32 |
| | | | | **Vendor 01648 - Southern California Edison - WWTP Total:** | **19,369.10** |
| **Vendor: 01662 - Standard Insurance Company** | | | | | |
| 05/07/2025 | DFT0001335 | Premium Adjustment | 10-000-6020 | | 19.05 |
| 05/31/2025 | DFT0001328 | Long Term | 10-000-2150 | | 502.84 |
| 05/31/2025 | DFT0001328 | Long Term | 20-000-2150 | | 240.37 |
| 05/31/2025 | DFT0001328 | Long Term | 30-000-2150 | | 238.39 |
| 05/31/2025 | DFT0001329 | Short Term | 10-000-2150 | | 78.43 |
| 05/31/2025 | DFT0001329 | Short Term | 20-000-2150 | | 37.64 |
| 05/31/2025 | DFT0001329 | Short Term | 30-000-2150 | | 37.03 |
| 05/31/2025 | DFT0001344 | Long Term | 10-000-2150 | | 514.13 |
| 05/31/2025 | DFT0001344 | Long Term | 20-000-2150 | | 245.52 |
| 05/31/2025 | DFT0001344 | Long Term | 30-000-2150 | | 243.13 |
| 05/31/2025 | DFT0001345 | Short Term | 10-000-2150 | | 80.19 |
| 05/31/2025 | DFT0001345 | Short Term | 20-000-2150 | | 38.40 |
| 05/31/2025 | DFT0001345 | Short Term | 30-000-2150 | | 37.80 |
| | | | | **Vendor 01662 - Standard Insurance Company Total:** | **2,312.92** |
| **Vendor: 01701 - Steve's Auto & Truck Parts** | | | | | |
| 05/07/2025 | 5888 | Air Filter - #89 | 10-320-6155 | | 30.16 |
| 05/07/2025 | 5888 | Air Filter - #94 | 10-320-6155 | | 27.59 |
| 05/14/2025 | 5910 | Weatherstrip | 10-310-6155 | | 16.47 |
| 05/14/2025 | 5910 | Cabin Air Filter | 20-220-6155 | | 30.12 |
| 05/14/2025 | 5910 | Air Filter - #79 | 10-320-6155 | | 52.00 |
| 05/21/2025 | 5931 | Air Filter - #118 | 10-320-6155 | | 12.64 |
| 05/21/2025 | 5931 | Cabin Air Filter | 20-220-6155 | | 30.12 |
| 05/21/2025 | 5931 | Grinder | 10-320-6120 | | 246.75 |
| 05/21/2025 | 5931 | Air Filter - #118 | 10-320-6155 | | 65.40 |
| 05/21/2025 | 5931 | Oil, Oil Filters | 10-000-1200 | | 510.57 |
| 05/21/2025 | 5931 | Credit for Exchange | 10-000-1200 | | -2.03 |
| 05/21/2025 | 5931 | Credit for Returned Merchandise | 10-000-1200 | | -237.01 |
| | | | | **Vendor 01701 - Steve's Auto & Truck Parts Total:** | **782.78** |
| **Vendor: 01731 - SWRCB** | | | | | |
| 05/07/2025 | 5889 | D3 Renewal - Weiland | 20-310-6160 | | 90.00 |
| | | | | **Vendor 01731 - SWRCB Total:** | **90.00** |
| **Vendor: 02442 - Terri Wilson** | | | | | |
| 05/14/2025 | 5911 | HET Rebate | 10-105-6237 | | 200.00 |
| | | | | **Vendor 02442 - Terri Wilson Total:** | **200.00** |

| Payment Date | Payment Number | Description (Item) | Account Number | Project Account Key | Amount |
|---|---|---|---|---|---|
| **Vendor: 01762 - Tesco Controls, LLC** | | | | | |
| 05/22/2025 | 11432 | Professional Services - Problem Resolution | 20-220-6100 | | 450.00 |
| | | | | **Vendor 01762 - Tesco Controls, LLC Total:** | **450.00** |
| **Vendor: 01763 - Thatcher Company, Inc** | | | | | |
| 05/22/2025 | 11433 | Return of Faulty Chrlorine Cylinder | 30-240-6179 | | -5,389.09 |
| 05/22/2025 | 11433 | 25% Caustic Soda (lbs.) | 20-230-6179 | | 9,530.26 |
| | | | | **Vendor 01763 - Thatcher Company, Inc Total:** | **4,141.17** |
| **Vendor: 01770 - The Sheet, Inc.** | | | | | |
| 05/14/2025 | 5912 | Advertising | 10-105-6190 | | 234.00 |
| 05/14/2025 | 5912 | Advertising | 10-110-6190 | | 160.00 |
| | | | | **Vendor 01770 - The Sheet, Inc. Total:** | **394.00** |
| **Vendor: 02456 - UES Professional Solutions 30, LLC** | | | | | |
| 05/08/2025 | 11410 | Hydrogeology Services - 3/1/25 - 4/20/25 | 23-000-1301 | 24WW05MS | 330.00 |
| 05/08/2025 | 11410 | Laurel Pond Study - 3/1/25 - 4/20/25 | 30-400-6110 | | 5,930.00 |
| 05/08/2025 | 11410 | GMRP Monitoring - 3/1/25 - 4/20/25 | 20-000-1106 | | 61,250.76 |
| 05/08/2025 | 11410 | Engineering Services - 12/1/24 - 1/31/25 | 23-000-1301 | 24WW05MS | 2,560.00 |
| 05/08/2025 | 11410 | GMRP Monitoring - 1/1/25 - 1/31/25 | 20-000-1106 | | 6,709.50 |
| 05/08/2025 | 11410 | Engineering Services - 1/1/25 - 1/31/25 | 30-400-6110 | | 1,512.50 |
| 05/08/2025 | 11410 | GMRP Monotoring - 2/1/25 - 2/28/25 | 20-000-1106 | | 11,721.73 |
| 05/08/2025 | 11410 | Engineering Services - 2/1/25 - 3/16/25 | 23-000-1301 | 24WW05MS | 290.00 |
| 05/08/2025 | 11410 | Engineering Services - 12/1/24 - 1/31/25 - 2/1/25 | 30-400-6110 | | 652.50 |
| | | | | **Vendor 02456 - UES Professional Solutions 30, LLC Total:** | **90,956.99** |
| **Vendor: 01840 - USA Blue Book** | | | | | |
| 05/22/2025 | 11434 | Testing Supplies | 10-320-6180 | | 1,054.65 |
| 05/29/2025 | 11440 | Pressure Gauges, Reducer | 30-310-6120 | | 687.49 |
| | | | | **Vendor 01840 - USA Blue Book Total:** | **1,742.14** |
| **Vendor: 01856 - Verizon Wireless - Data Collectors** | | | | | |
| 05/15/2025 | 11420 | Data Plan for Meter Data Collectors | 20-320-6210 | | 120.68 |
| | | | | **Vendor 01856 - Verizon Wireless - Data Collectors Total:** | **120.68** |
| **Vendor: 01877 - VWR International** | | | | | |
| 05/07/2025 | 5890 | Glassware | 30-210-6120 | | 292.03 |
| 05/07/2025 | 5890 | Lab Supplies | 30-210-6180 | | 531.76 |
| 05/07/2025 | 5890 | Lab Supplies | 30-210-6180 | | 402.93 |
| 05/07/2025 | 5890 | Credit - Broken Merchandise | 30-210-6120 | | -292.03 |
| | | | | **Vendor 01877 - VWR International Total:** | **934.69** |
| **Vendor: 01890 - Wells Fargo VISA** | | | | | |
| 05/14/2025 | DFT0001336 | Fuel CWEA Conference | 10-310-6220 | | 50.90 |
| 05/14/2025 | DFT0001336 | hotel room for T3 testing | 20-220-6220 | | 123.72 |
| 05/14/2025 | DFT0001336 | Mouse Bait | 10-000-6180 | | 21.55 |
| 05/14/2025 | DFT0001336 | Hand Soap | 10-000-6180 | | 30.09 |
| 05/14/2025 | DFT0001336 | Maintenance engagement lunch | 10-100-6123 | | 47.23 |
| 05/14/2025 | DFT0001336 | Ad hoc committee lunch meeting | 10-100-6215 | | 81.38 |
| 05/14/2025 | DFT0001336 | CWEA lunch | 10-320-6220 | | 10.86 |
| 05/14/2025 | DFT0001336 | Lunch for travel to conference | 30-240-6220 | | 23.90 |
| 05/14/2025 | DFT0001336 | DMV training | 10-320-6215 | | 34.96 |

| Payment Date | Payment Number | Description (Item) | Account Number | Project Account Key | Amount |
|---|---|---|---|---|---|
| 05/14/2025 | DFT0001336 | Annual Remote Meetings for 10 Users | 10-000-6215 | | 2,297.08 |
| 05/14/2025 | DFT0001336 | Dinner CWEA Conference for 3 | 10-310-6220 | | 152.82 |
| 05/14/2025 | DFT0001336 | CWEA CONFERENCE | 10-320-6220 | | 47.15 |
| 05/14/2025 | DFT0001336 | Uniform for work | 10-310-6124 | | 344.77 |
| 05/14/2025 | DFT0001336 | meal training in eureka | 20-220-6220 | | 47.96 |
| 05/14/2025 | DFT0001336 | Clothes for Keith | 10-310-6124 | | 442.79 |
| 05/14/2025 | DFT0001336 | work pants | 10-310-6124 | | 257.37 |
| 05/14/2025 | DFT0001336 | uniform | 10-320-6124 | | 129.28 |
| 05/14/2025 | DFT0001336 | AC Pipe Training | 10-110-6200 | | 1,665.00 |
| 05/14/2025 | DFT0001336 | AC Pipe Training | 10-110-6200 | | 1,665.00 |
| 05/14/2025 | DFT0001336 | Disability Accommodation Webinar | 10-110-6215 | | 375.00 |
| 05/14/2025 | DFT0001336 | gasoline for picking up new polaris | 10-320-6125 | | 61.30 |
| 05/14/2025 | DFT0001336 | Ice for composite sampler | 30-210-6180 | | 4.95 |
| 05/14/2025 | DFT0001336 | Ice for sample compositor | 30-210-6180 | | 4.95 |
| 05/14/2025 | DFT0001336 | meal training in eureka | 20-220-6220 | | 9.77 |
| 05/14/2025 | DFT0001336 | Paper Goods | 10-000-6180 | | 233.20 |
| 05/14/2025 | DFT0001336 | Adobe pro editing software | 10-100-6105 | | 19.99 |
| 05/14/2025 | DFT0001336 | Document editing - Monthly | 10-100-6105 | | 19.99 |
| 05/14/2025 | DFT0001336 | Adobe | 10-120-6105 | | 19.99 |
| 05/14/2025 | DFT0001336 | Adobe Pro | 10-130-6105 | | 239.88 |
| 05/14/2025 | DFT0001336 | Adobe monthly subscription | 10-200-6105 | | 19.99 |
| 05/14/2025 | DFT0001336 | Adobe monthly subscription | 20-220-6105 | | 19.99 |
| 05/14/2025 | DFT0001336 | monthly subscription | 30-240-6105 | | 12.99 |
| 05/14/2025 | DFT0001336 | CSDA GM Summit - Busby | 10-100-6215 | | 890.00 |
| 05/14/2025 | DFT0001336 | GM Summit Workshop - Busby | 10-100-6215 | | 325.00 |
| 05/14/2025 | DFT0001336 | GM Summit Workshop - Murray | 10-200-6215 | | 1,020.00 |
| 05/14/2025 | DFT0001336 | GM Summit Workshop - Higerd | 10-400-6215 | | 1,020.00 |
| 05/14/2025 | DFT0001336 | CWEA membership | 30-210-6160 | | 239.00 |
| 05/14/2025 | DFT0001336 | CWEA Membership | 30-240-6160 | | 239.00 |
| 05/14/2025 | DFT0001336 | lunch on test day, drive home | 20-220-6220 | | 9.64 |
| 05/14/2025 | DFT0001336 | Fuel CWEA Conference | 10-310-6220 | | 22.88 |
| 05/14/2025 | DFT0001336 | DirecTV | 10-000-6123 | | 165.99 |
| 05/14/2025 | DFT0001336 | Class B Permit | 10-320-6160 | | 100.06 |
| 05/14/2025 | DFT0001336 | Uniform for new employee Dustin | 30-240-6124 | | 568.96 |
| 05/14/2025 | DFT0001336 | Gas for Drive Home from Training | 10-100-6220 | | 28.18 |
| 05/14/2025 | DFT0001336 | Gas traveling to Training | 10-100-6220 | | 18.47 |
| 05/14/2025 | DFT0001336 | Coffee while Traveling | 10-100-6220 | | 3.99 |
| 05/14/2025 | DFT0001336 | Safety glasses | 10-320-6200 | | 107.25 |
| 05/14/2025 | DFT0001336 | CWEA conference. Dinner for 2 | 10-320-6220 | | 94.29 |
| 05/14/2025 | DFT0001336 | Air Compressor Part | 10-330-6145 | | 623.88 |
| 05/14/2025 | DFT0001336 | Air Compressor Part | 10-330-6145 | | 379.28 |
| 05/14/2025 | DFT0001336 | Conf. Lodging (Deposit) - Busby | 10-100-6220 | | 365.14 |
| 05/14/2025 | DFT0001336 | Conf. Lodging (Deposit) - Murray | 10-200-6220 | | 365.14 |
| 05/14/2025 | DFT0001336 | Conf. Lodging (Deposit) - Higerd | 10-400-6220 | | 365.14 |
| 05/14/2025 | DFT0001336 | room canceled | 10-310-6220 | | 150.25 |
| 05/14/2025 | DFT0001336 | Keith hotel CWEA conference | 10-310-6220 | | 327.69 |
| 05/14/2025 | DFT0001336 | hostel for cwea | 10-310-6220 | | 536.68 |
| 05/14/2025 | DFT0001336 | Lunch CWEA Conference for 3 | 10-310-6220 | | 61.23 |
| 05/14/2025 | DFT0001336 | Replacement US Flags | 10-000-6120 | | 299.10 |
| 05/14/2025 | DFT0001336 | ARV Insulation, Cable Ties | 22-000-1301 | 25W06CM | 3,705.86 |
| 05/14/2025 | DFT0001336 | Insul-Sheet, Cable Ties | 22-000-1301 | 25W06CM | 139.57 |
| 05/14/2025 | DFT0001336 | Admin. Lunch meeting | 10-100-6123 | | 39.90 |

| Payment Date | Payment Number | Description (Item) | Account Number | Project Account Key | Amount |
|---|---|---|---|---|---|
| 05/14/2025 | DFT0001336 | Investment Committee Lunch | 10-100-6215 | | 137.75 |
| 05/14/2025 | DFT0001336 | Local business/agency lunch meeting | 10-100-6215 | | 22.00 |
| 05/14/2025 | DFT0001336 | Mech maint replacement monitor | 10-130-6182 | | 244.18 |
| 05/14/2025 | DFT0001336 | Gasket Material - Mech Maint. | 10-320-6180 | | 190.32 |
| 05/14/2025 | DFT0001336 | Sweater for work | 10-310-6124 | | 87.56 |
| 05/14/2025 | DFT0001336 | Testing Supplies | 20-220-6180 | | 77.67 |
| 05/14/2025 | DFT0001336 | Wireless Doorbell for Front Desk | 10-000-6120 | | 20.14 |
| 05/14/2025 | DFT0001336 | Ice Machine | 10-000-6120 | | 538.74 |
| 05/14/2025 | DFT0001336 | K-Cups | 10-000-6180 | | 171.93 |
| 05/14/2025 | DFT0001336 | Dry Erase Markers | 10-000-6180 | | 9.59 |
| 05/14/2025 | DFT0001336 | Printer Cartridges | 10-000-6180 | | 82.85 |
| 05/14/2025 | DFT0001336 | Hantavirus Kit Bins and Bags | 10-000-6180 | | 82.92 |
| 05/14/2025 | DFT0001336 | Ice Maker Filters | 10-000-6180 | | 129.10 |
| 05/14/2025 | DFT0001336 | Safety Glasses | 10-000-6180 | | 152.87 |
| 05/14/2025 | DFT0001336 | Hantavirus Kit N-95 Masks | 10-000-6180 | | 69.72 |
| 05/14/2025 | DFT0001336 | Cash Envelopes for Safety Drawing | 10-000-6180 | | 19.73 |
| 05/14/2025 | DFT0001336 | Hantavirus Kit Mouse Traps | 10-000-6180 | | 167.58 |
| 05/14/2025 | DFT0001336 | Candy | 10-000-6180 | | 26.29 |
| 05/14/2025 | DFT0001336 | Candy | 10-000-6180 | | 28.03 |
| 05/14/2025 | DFT0001336 | Hantavirus Kit Disinfectant | 10-000-6180 | | 46.93 |
| 05/14/2025 | DFT0001336 | Spray Bottles | 10-000-6180 | | 10.76 |
| 05/14/2025 | DFT0001336 | Hand Soap | 10-000-6180 | | 68.95 |
| 05/14/2025 | DFT0001336 | Candy | 10-000-6180 | | 26.05 |
| 05/14/2025 | DFT0001336 | Printer Cartridge | 10-130-6180 | | 78.69 |
| 05/14/2025 | DFT0001336 | Ink Cartridges | 10-130-6180 | | 82.31 |
| 05/14/2025 | DFT0001336 | Ink Cartridges | 10-130-6180 | | 162.18 |
| 05/14/2025 | DFT0001336 | Starlink Adapter | 10-130-6181 | | 28.81 |
| 05/14/2025 | DFT0001336 | Laptop Bag, External Drive | 10-130-6182 | | 220.27 |
| 05/14/2025 | DFT0001336 | Keyboard - Roberts | 10-130-6182 | | 98.04 |
| 05/14/2025 | DFT0001336 | Monitors | 10-130-6182 | | 2,166.98 |
| 05/14/2025 | DFT0001336 | Headphones - Engineering Dept. | 10-130-6182 | | 403.60 |
| 05/14/2025 | DFT0001336 | Socket Set | 10-320-6120 | | 115.28 |
| 05/14/2025 | DFT0001336 | Hand Tools | 10-330-6120 | | 287.01 |
| 05/14/2025 | DFT0001336 | Motorized Ball Valves | 22-000-1301 | 23W02CM | 90.04 |
| 05/14/2025 | DFT0001336 | Training Book | 30-240-6215 | | 38.22 |
| 05/14/2025 | DFT0001336 | headphones | 10-130-6182 | | 70.02 |
| 05/14/2025 | DFT0001336 | room for the CRWA Taho | 10-310-6220 | | 124.26 |
| 05/14/2025 | DFT0001336 | canceled this booking | 10-310-6220 | | -108.30 |
| 05/14/2025 | DFT0001336 | Z87safety glasses | 10-310-6200 | | 107.25 |
| 05/14/2025 | DFT0001336 | Measuring tape | 10-400-6120 | | 19.38 |
| 05/14/2025 | DFT0001336 | hotel training in eureka | 20-220-6220 | | 760.72 |
| 05/14/2025 | DFT0001336 | CWEA conference hotel | 30-210-6220 | | 674.70 |
| 05/14/2025 | DFT0001336 | snacks for staff meeting | 10-000-6123 | | 38.38 |
| 05/14/2025 | DFT0001336 | Electrical supplies and tools. | 10-330-6120 | | 150.00 |
| 05/14/2025 | DFT0001336 | Electrical supplies and tools. | 10-330-6180 | | 273.48 |
| 05/14/2025 | DFT0001336 | Circuit breaker for step screen | 30-240-6145 | | 25.02 |
| 05/14/2025 | DFT0001336 | meal training in eureka | 20-220-6220 | | 34.88 |
| 05/14/2025 | DFT0001336 | Lunch while Traveling from Training | 10-100-6220 | | 6.99 |
| 05/14/2025 | DFT0001336 | pumps for project | 22-000-1301 | 25W14CM | 3,620.40 |
| 05/14/2025 | DFT0001336 | Credit for Returned Merchandise | 10-000-6180 | | -9.89 |
| 05/14/2025 | DFT0001336 | Credit for Returned Merchandise | 10-000-6180 | | -10.76 |
| 05/14/2025 | DFT0001336 | C2 study guide | 10-320-6215 | | 229.99 |
| 05/14/2025 | DFT0001336 | CWEA conference meal | 30-210-6220 | | 35.60 |

| Payment Date | Payment Number | Description (Item) | Account Number | Project Account Key | Amount |
|---|---|---|---|---|---|
| 05/14/2025 | DFT0001336 | Coffee pods | 10-000-6180 | | 37.98 |
| 05/14/2025 | DFT0001336 | Screw Press Rotation Sensors | 30-240-6145 | | 1,973.98 |
| 05/14/2025 | DFT0001336 | Admin. Kitchen Cabinetry | 10-330-6150 | | 646.80 |
| 05/14/2025 | DFT0001336 | Admin Kitchen Upgrade Project | 10-330-6150 | | 646.80 |
| 05/14/2025 | DFT0001336 | Admin Kitchen Upgrade Project | 10-330-6150 | | 64.63 |
| 05/14/2025 | DFT0001336 | Admin Kitchen Upgrade Project | 10-330-6150 | | 665.90 |
| 05/14/2025 | DFT0001336 | Admin. Kitchen Cabinetry | 10-330-6150 | | 665.90 |
| 05/14/2025 | DFT0001336 | Admin. Kitchen Cabinetry | 10-330-6150 | | 64.63 |
| 05/14/2025 | DFT0001336 | Admin Kitchen Upgrade Project | 10-330-6150 | | 429.92 |
| 05/14/2025 | DFT0001336 | Admin. Kitchen Cabinetry | 10-330-6150 | | 429.92 |
| 05/14/2025 | DFT0001336 | Cartridges for full face masks | 30-240-6200 | | 99.72 |
| 05/14/2025 | DFT0001336 | Ice Maker Disposal | 10-000-6100 | | 21.50 |
| 05/14/2025 | DFT0001336 | golf tournament hole sponsorship | 10-105-6190 | | 500.00 |
| 05/14/2025 | DFT0001336 | #111 and #91 Tires mount and balance | 30-240-6155 | | 280.00 |
| 05/14/2025 | DFT0001336 | Coffee at Training | 10-100-6220 | | 8.15 |
| 05/14/2025 | DFT0001336 | Breakfast at Training | 10-100-6220 | | 17.93 |
| 05/14/2025 | DFT0001336 | Breakfast at Training | 10-100-6220 | | 21.68 |
| 05/14/2025 | DFT0001336 | Water at Training | 10-100-6220 | | 10.27 |
| 05/14/2025 | DFT0001336 | Lunch at Training | 10-100-6220 | | 27.00 |
| 05/14/2025 | DFT0001336 | Dinner during CRWA conference | 20-220-6220 | | 31.87 |
| 05/14/2025 | DFT0001336 | Cell phone data storage/management | 10-100-6210 | | 0.99 |
| 05/14/2025 | DFT0001336 | Parking at Training | 10-100-6220 | | 80.00 |
| 05/14/2025 | DFT0001336 | Sprinklers for project | 22-000-1301 | 25W14CM | 1,901.15 |
| 05/14/2025 | DFT0001336 | CWEA Conference Keith dinner | 10-310-6220 | | 13.57 |
| 05/14/2025 | DFT0001336 | Strap for c-550 transport | 30-310-6145 | | 2.10 |
| 05/14/2025 | DFT0001336 | Step screen installation parts | 23-000-1301 | 24WW04CE | 510.79 |
| 05/14/2025 | DFT0001336 | DOT Physical | 10-320-6100 | | 212.80 |
| 05/14/2025 | DFT0001336 | Backflow tester lunch | 10-105-6215 | | 305.82 |
| 05/14/2025 | DFT0001336 | dinner day before test | 20-220-6220 | | 30.83 |
| 05/14/2025 | DFT0001336 | Vehicle 84 service | 10-100-6155 | | 132.08 |
| 05/14/2025 | DFT0001336 | dinner crwa | 10-310-6220 | | 14.14 |
| 05/14/2025 | DFT0001336 | Conference lunch | 30-240-6220 | | 18.90 |
| 05/14/2025 | DFT0001336 | Uniforme for work | 10-310-6124 | | 105.36 |
| 05/14/2025 | DFT0001336 | Dinner (+ Tip) at Training | 10-100-6220 | | 35.95 |
| 05/14/2025 | DFT0001336 | Filter Backwash PLC | 30-240-6145 | | 1,380.84 |
| 05/14/2025 | DFT0001336 | Vehicle Maintenance & Repair - #88 | 10-200-6155 | | 2,353.28 |
| 05/14/2025 | DFT0001336 | Oil change and air filter | 30-240-6155 | | 208.94 |
| 05/14/2025 | DFT0001336 | shirts | 10-300-6124 | | 304.34 |
| 05/14/2025 | DFT0001336 | Data integrity training | 10-210-6215 | | 50.00 |
| 05/14/2025 | DFT0001336 | Safety Boots | 10-320-6124 | | 269.36 |
| 05/14/2025 | DFT0001336 | yearly uniform allowance | 10-330-6124 | | 247.81 |
| 05/14/2025 | DFT0001336 | Coffee CWEA conference | 10-310-6220 | | 6.47 |
| 05/14/2025 | DFT0001336 | CWEA conference meal | 30-210-6220 | | 25.00 |
| 05/14/2025 | DFT0001336 | CWEA conference meal | 30-210-6220 | | 30.00 |
| 05/14/2025 | DFT0001336 | breakfast conference | 30-240-6220 | | 25.96 |
| 05/14/2025 | DFT0001336 | Conference hotels | 30-240-6220 | | 1,159.61 |
| 05/14/2025 | DFT0001336 | CWEA conference. dinner for 5 | 10-320-6220 | | 315.48 |
| 05/14/2025 | DFT0001336 | CWEA CONFERENCE | 10-320-6220 | | 56.30 |
| 05/14/2025 | DFT0001336 | Lunch CWEA | 10-310-6220 | | 20.75 |
| 05/14/2025 | DFT0001336 | Lunch cwea | 10-310-6220 | | 20.75 |
| 05/14/2025 | DFT0001336 | CWEA conference | 10-320-6220 | | 20.75 |
| 05/14/2025 | DFT0001336 | Conference lunch | 30-240-6220 | | 20.75 |
| 05/14/2025 | DFT0001336 | Recruiting & Retaining Strategies book | 10-110-6192 | | 56.64 |
| 05/14/2025 | DFT0001336 | Awwa water loss training | 10-300-6215 | | 30.00 |
| 05/14/2025 | DFT0001336 | Breakfast Aaron, Steven, Keith | 10-310-6220 | | 102.07 |

| Payment Date | Payment Number | Description (Item) | Account Number | Project Account Key | Amount |
|---|---|---|---|---|---|
| 05/14/2025 | DFT0001336 | SiriusXM vehicle 84 | 10-100-6155 | | 299.76 |
| 05/14/2025 | DFT0001336 | Dinner at Training | 10-100-6220 | | 19.78 |
| 05/14/2025 | DFT0001336 | Tri State Conference | 10-310-6220 | | 103.96 |
| 05/14/2025 | DFT0001336 | Tri State Conference | 10-310-6220 | | 103.96 |
| 05/14/2025 | DFT0001336 | tri state CWEA conference | 10-320-6220 | | 103.96 |
| 05/14/2025 | DFT0001336 | Mike room deposit conference | 10-320-6220 | | 103.96 |
| 05/14/2025 | DFT0001336 | Hotel for attending tri state seminar | 20-220-6220 | | 103.96 |
| 05/14/2025 | DFT0001336 | Hotel for conference | 30-210-6220 | | 103.96 |
| 05/14/2025 | DFT0001336 | car wash for vehicle 88 | 10-200-6155 | | 12.00 |
| 05/14/2025 | DFT0001336 | Work boots | 10-100-6124 | | 134.69 |
| 05/14/2025 | DFT0001336 | Office Supplies | 10-000-6180 | | 30.25 |
| 05/14/2025 | DFT0001336 | Office Supplies | 10-000-6180 | | 97.32 |
| 05/14/2025 | DFT0001336 | Coffee at Training | 10-100-6220 | | 7.52 |
| 05/14/2025 | DFT0001336 | Breakfast at Training | 10-100-6220 | | 28.94 |
| 05/14/2025 | DFT0001336 | Starlink | 10-130-6211 | | 120.00 |
| 05/14/2025 | DFT0001336 | CWEA conference meal | 30-210-6220 | | 18.30 |
| 05/14/2025 | DFT0001336 | CWEA conference meal | 30-210-6220 | | 18.30 |
| 05/14/2025 | DFT0001336 | CWEA conference meal | 30-210-6220 | | 18.30 |
| 05/14/2025 | DFT0001336 | Uniforms for the years 3of 3 shipments | 30-240-6124 | | 140.06 |
| 05/14/2025 | DFT0001336 | uniform for the year shipment 2 of 3 | 30-240-6124 | | 53.86 |
| 05/14/2025 | DFT0001336 | uniform for the year | 30-240-6124 | | 161.59 |
| 05/14/2025 | DFT0001336 | Tires - #106 | 10-000-6155 | | 817.28 |
| 05/14/2025 | DFT0001336 | Summer Tires for truck #91 | 30-240-6155 | | 821.55 |
| 05/14/2025 | DFT0001336 | Summer Tires for truck #111 | 30-240-6155 | | 1,114.63 |
| 05/14/2025 | DFT0001336 | Tri State Seminar Conference | 10-210-6215 | | 854.00 |
| 05/14/2025 | DFT0001336 | Registration - Weiland, Gonzalez | 10-310-6215 | | 198.00 |
| 05/14/2025 | DFT0001336 | Registration - Lesiak, DeRue | 10-320-6215 | | 198.00 |
| 05/14/2025 | DFT0001336 | training conference/class | 20-220-6215 | | 25.00 |
| 05/14/2025 | DFT0001336 | training conference and tour | 20-220-6215 | | 179.00 |
| 05/14/2025 | DFT0001336 | Distribution exam review class | 20-220-6215 | | 454.00 |
| 05/14/2025 | DFT0001336 | uniform | 10-320-6124 | | 170.26 |
| 05/14/2025 | DFT0001336 | Breakfast on test day | 20-220-6220 | | 25.88 |
| 05/14/2025 | DFT0001336 | Service Fee & Shipping Charges | 10-000-6185 | | 18.00 |
| 05/14/2025 | DFT0001336 | Service Fee & Shipping Charges | 10-000-6185 | | 19.44 |
| 05/14/2025 | DFT0001336 | Service Fee & Shipping Charges | 10-000-6185 | | 18.00 |
| 05/14/2025 | DFT0001336 | Service Fee & Shipping Charges | 10-210-6185 | | 127.34 |
| 05/14/2025 | DFT0001336 | Service Fee & Shipping Charges | 20-230-6185 | | 52.01 |
| 05/14/2025 | DFT0001336 | Service Fee & Shipping Charges | 20-230-6185 | | 31.38 |
| 05/14/2025 | DFT0001336 | Certified Mail for Tax Roll Letters | 10-000-6185 | | 96.80 |
| 05/14/2025 | DFT0001336 | Postage Lg Env w/Tracking | 10-110-6185 | | 6.89 |
| 05/14/2025 | DFT0001336 | Side-by-Side Trailer - #129 | 22-000-1317 | | 600.00 |
| 05/14/2025 | DFT0001336 | Side-by-Side Trailer - #129 | 23-000-1317 | | 600.00 |
| 05/14/2025 | DFT0001336 | Ceqa filing, mono co clerk | 10-100-6205 | | 152.50 |
| 05/14/2025 | DFT0001336 | Front Desk Sign | 10-000-6120 | | 35.77 |
| 05/14/2025 | DFT0001336 | Meeting Snacks | 10-000-6123 | | 135.53 |
| 05/14/2025 | DFT0001336 | Sun screen | 10-100-6180 | | 30.57 |
| 05/14/2025 | DFT0001336 | Board meeting snacks | 10-100-6215 | | 43.32 |
| 05/14/2025 | DFT0001336 | Backflow tester lunch | 10-105-6215 | | 62.43 |
| | | | | **Vendor 01890 - Wells Fargo VISA Total:** | **58,338.75** |
| **Vendor: 02716 - Western Industrial Parts, Inc.** | | | | | |
| 05/07/2025 | 5891 | Nuts and Bolts | 10-000-6180 | | 295.52 |
| | | | | **Vendor 02716 - Western Industrial Parts, Inc. Total:** | **295.52** |
| **Vendor: 01900 - Western Nevada Supply Company** | | | | | |
| 05/01/2025 | 11400 | Gate Valves, Fittings, Pipe | 22-000-1301 | 25W08CM | 29,393.70 |
| 05/01/2025 | 11400 | ARI 3' AIR Relief Valves | 22-000-1301 | 25W06CM | 66,977.40 |

| Payment Date | Payment Number | Description (Item) | Account Number | Project Account Key | Amount |
|---|---|---|---|---|---|
| 05/01/2025 | 11400 | Meter Pits | 10-000-1200 | | 19,000.64 |
| 05/01/2025 | 11400 | Inventory Re-Stock | 10-000-1200 | | 8,173.79 |
| 05/08/2025 | 11412 | CLA VAL Parts | 20-320-6145 | | 4,024.27 |
| 05/08/2025 | 11412 | Brass Fittings | 22-000-1301 | 25W08CM | 768.91 |
| 05/08/2025 | 11412 | Sewer Plugs | 10-000-1200 | | 36.94 |
| 05/08/2025 | 11412 | 6" Grip Rings | 10-000-1200 | | 534.61 |
| 05/08/2025 | 11412 | Return of 4" Grip Rings | 10-000-1200 | | -453.58 |
| 05/08/2025 | 11412 | Credit for Returned Merchandise | 10-000-1200 | | -278.25 |
| 05/15/2025 | 11421 | Pipe, Sweeps | 22-000-1301 | 25W15CM | 504.01 |
| 05/15/2025 | 11421 | Grade Rings, Sewer Frames and Covers | 23-000-1301 | 25WW02CS | 7,617.06 |
| 05/15/2025 | 11421 | Tapping Saddles, Gate Valves | 22-000-1301 | 25W08CM | 7,546.98 |
| 05/22/2025 | 11435 | Sewer Manhole Frames | 23-000-1301 | 25WW02CS | 1,213.42 |
| 05/22/2025 | 11435 | Flanges and Gaskets | 20-220-6145 | | 501.71 |
| 05/22/2025 | 11435 | Credit for Merchandise Not Delivered | 23-000-1301 | 25WW02CS | -1,213.42 |
| 05/29/2025 | 11441 | Fittings, Stiffeners, Tape | 10-000-1200 | | 3,149.64 |
| 05/29/2025 | 11441 | Fittings | 10-000-1200 | | 2,579.54 |
| | | | | **Vendor 01900 - Western Nevada Supply Company Total:** | **150,077.37** |
| **Vendor: 01904 - Wienhoff Drug Testing** | | | | | |
| 05/15/2025 | 11422 | Drug Testing | 10-110-6100 | | 128.00 |
| | | | | **Vendor 01904 - Wienhoff Drug Testing Total:** | **128.00** |
| | | | | **Grand Total:** | **1,493,692.74** |

# Report Summary

## Fund Summary

| Fund | Payment Amount |
|---|---|
| 10 - Administration | 336,678.70 |
| 20 - Water Operations | 194,180.35 |
| 21 - Admin Capital Replacement | 464.49 |
| 22 - Water Capital Replacement | 603,424.95 |
| 23 - Wastewater Capital Replacement | 206,323.89 |
| 30 - Wastewater Operations | 149,709.10 |
| 96 - New Enterprise | 2,911.26 |
| **Grand Total:** | **1,493,692.74** |

## Account Summary

| Account Number | Account Name | Payment Amount |
|---|---|---|
| 10-000-1200 | Inventory - Warehouse | 44,148.22 |
| 10-000-2150 | Ee Insurance Benefits Pa… | 48,365.66 |
| 10-000-2151 | Health Saving Acct. Paya… | 795.86 |
| 10-000-2160 | Pension Contribution Pa… | 43,495.38 |
| 10-000-2161 | Ee Deferred Comp Contr… | 22,290.87 |
| 10-000-2170 | Employee Deductions - … | 688.96 |
| 10-000-2200 | Payroll Taxes - Federal | 29,187.24 |
| 10-000-2210 | Payroll Taxes - State | 11,794.16 |
| 10-000-6020 | Employee Benefits - Gro… | 1,790.92 |
| 10-000-6100 | Outside Services | 2,678.20 |
| 10-000-6120 | Operating Tools/Equipm… | 1,029.09 |
| 10-000-6123 | Employee Engagement | 339.90 |
| 10-000-6150 | M & R - Buildings | 5,951.11 |
| 10-000-6155 | M & R - Vehicles | 873.56 |
| 10-000-6180 | Operating Supplies | 5,211.86 |
| 10-000-6185 | Postage/Freight | 347.49 |
| 10-000-6205 | Permits & Licensing | 129.00 |
| 10-000-6215 | Training & Meetings | 2,297.08 |
| 10-000-6230 | Utilities - Electric | 6,825.33 |
| 10-000-6231 | Utilities - Propane | 1,521.00 |
| 10-100-6105 | Software Licenses/Agre… | 39.98 |
| 10-100-6123 | Employee Engagement | 87.13 |
| 10-100-6124 | Employee Uniform | 134.69 |
| 10-100-6140 | Legal Services | 1,757.50 |
| 10-100-6155 | M & R - Vehicles | 431.84 |
| 10-100-6180 | Operating Supplies | 30.57 |
| 10-100-6205 | Permits & Licensing | 152.50 |
| 10-100-6210 | Telephone | 0.99 |
| 10-100-6215 | Training & Meetings | 1,499.45 |
| 10-100-6220 | Travel Expenses | 679.99 |
| 10-105-6190 | Advertising Publications… | 1,584.00 |
| 10-105-6215 | Training & Meetings | 368.25 |
| 10-105-6237 | Water Conservation | 2,544.08 |
| 10-110-6100 | Outside Services | 841.92 |
| 10-110-6140 | Legal Services | 5,553.00 |
| 10-110-6185 | Postage/Freight | 6.89 |
| 10-110-6190 | Advertising Publications… | 325.40 |
| 10-110-6192 | Books & Subscriptions | 56.64 |
| 10-110-6200 | Safety | 3,330.00 |
| 10-110-6215 | Training & Meetings | 375.00 |
| 10-120-6100 | Outside Services | 1,884.55 |
| 10-120-6105 | Software Licenses/Agre… | 3,368.88 |
| 10-120-6110 | Professional Services | 7,400.00 |
| 10-130-6105 | Software Licenses/Agre… | 239.88 |
| 10-130-6180 | Operating Supplies | 323.18 |
| 10-130-6181 | Computer Systems/Equi… | 38,763.08 |

## Account Summary

| Account Number | Account Name | Payment Amount |
|---|---|---|
| 10-130-6182 | Peripherals | 3,203.09 |
| 10-130-6211 | Internet Service | 4,624.96 |
| 10-200-6105 | Software Licenses/Agre… | 19.99 |
| 10-200-6155 | M & R - Vehicles | 2,365.28 |
| 10-200-6215 | Training & Meetings | 1,020.00 |
| 10-200-6220 | Travel Expenses | 365.14 |
| 10-210-6111 | Outside Lab Services | 59.45 |
| 10-210-6185 | Postage/Freight | 127.34 |
| 10-210-6215 | Training & Meetings | 904.00 |
| 10-300-6124 | Employee Uniform | 325.89 |
| 10-300-6215 | Training & Meetings | 30.00 |
| 10-310-6100 | Outside Services | 127.40 |
| 10-310-6120 | Operating Tools/Equipm… | 249.08 |
| 10-310-6124 | Employee Uniform | 1,304.95 |
| 10-310-6155 | M & R - Vehicles | 4,165.38 |
| 10-310-6180 | Operating Supplies | 505.21 |
| 10-310-6200 | Safety | 107.25 |
| 10-310-6215 | Training & Meetings | 198.00 |
| 10-310-6220 | Travel Expenses | 1,704.08 |
| 10-320-6100 | Outside Services | 340.20 |
| 10-320-6120 | Operating Tools/Equipm… | 468.67 |
| 10-320-6124 | Employee Uniform | 568.90 |
| 10-320-6125 | Gasoline | 61.30 |
| 10-320-6155 | M & R - Vehicles | 187.79 |
| 10-320-6160 | Memberships/Certificati… | 100.06 |
| 10-320-6180 | Operating Supplies | 1,516.98 |
| 10-320-6200 | Safety | 107.25 |
| 10-320-6215 | Training & Meetings | 462.95 |
| 10-320-6220 | Travel Expenses | 2,744.68 |
| 10-330-6120 | Operating Tools/Equipm… | 560.79 |
| 10-330-6124 | Employee Uniform | 247.81 |
| 10-330-6145 | M & R - Line Repair/Equi… | 1,003.16 |
| 10-330-6150 | M & R - Buildings | 3,614.50 |
| 10-330-6180 | Operating Supplies | 342.37 |
| 10-400-6120 | Operating Tools/Equipm… | 19.38 |
| 10-400-6215 | Training & Meetings | 1,020.00 |
| 10-400-6220 | Travel Expenses | 365.14 |
| 20-000-1106 | A/R - Other | 79,681.99 |
| 20-000-2150 | Ee Insurance Benefits Pa… | 24,120.21 |
| 20-000-2160 | Pension Contribution Pa… | 20,685.35 |
| 20-000-2161 | Ee Deferred Comp Contr… | 8,489.43 |
| 20-000-2170 | Employee Deductions - … | 731.17 |
| 20-000-2200 | Payroll Taxes - Federal | 13,258.19 |
| 20-000-2210 | Payroll Taxes - State | 4,692.83 |
| 20-210-6111 | Outside Lab Services | 990.54 |
| 20-210-6180 | Operating Supplies | 540.32 |
| 20-220-6100 | Outside Services | 450.00 |
| 20-220-6105 | Software Licenses/Agre… | 19.99 |
| 20-220-6145 | M & R - Line Repair/Equi… | 501.71 |
| 20-220-6155 | M & R - Vehicles | 60.24 |
| 20-220-6180 | Operating Supplies | 85.89 |
| 20-220-6215 | Training & Meetings | 658.00 |
| 20-220-6220 | Travel Expenses | 1,926.83 |
| 20-220-6230 | Utilities - Electric | 16,177.03 |
| 20-220-6231 | Utilities - Propane | 778.86 |
| 20-230-6145 | M & R - Line Repair/Equi… | 326.61 |
| 20-230-6179 | Operating Chemicals | 9,530.26 |
| 20-230-6185 | Postage/Freight | 83.39 |

## Account Summary

| Account Number | Account Name | Payment Amount |
|---|---|---|
| 20-230-6230 | Utilities - Electric | 6,145.02 |
| 20-310-6160 | Memberships/Certificati… | 90.00 |
| 20-320-6145 | M & R - Line Repair/Equi… | 4,024.27 |
| 20-320-6210 | Telephone | 120.68 |
| 20-330-6150 | M & R - Buildings | 11.54 |
| 21-000-1301 | Construction in Progress | 464.49 |
| 22-000-1301 | Construction in Progress | 414,298.39 |
| 22-000-1317 | Equipment | 92,073.29 |
| 22-000-1320 | Vehicles | 96,220.88 |
| 22-340-6120 | Operating Tools/Equipm… | 14.54 |
| 22-340-6124 | Employee Uniform | 442.85 |
| 22-340-6155 | M & R - Vehicles | 375.00 |
| 23-000-1301 | Construction in Progress | 18,029.71 |
| 23-000-1317 | Equipment | 92,073.28 |
| 23-000-1320 | Vehicles | 96,220.90 |
| 30-000-2150 | Ee Insurance Benefits Pa… | 24,096.60 |
| 30-000-2160 | Pension Contribution Pa… | 20,522.28 |
| 30-000-2161 | Ee Deferred Comp Contr… | 9,598.09 |
| 30-000-2170 | Employee Deductions - … | 476.11 |
| 30-000-2200 | Payroll Taxes - Federal | 13,739.23 |
| 30-000-2210 | Payroll Taxes - State | 4,732.21 |
| 30-210-6111 | Outside Lab Services | 500.36 |
| 30-210-6120 | Operating Tools/Equipm… | 0.00 |
| 30-210-6160 | Memberships/Certificati… | 239.00 |
| 30-210-6180 | Operating Supplies | 2,034.40 |
| 30-210-6220 | Travel Expenses | 924.16 |
| 30-240-6100 | Outside Services | 21,461.87 |
| 30-240-6102 | Sludge Disposal | 4,499.47 |
| 30-240-6105 | Software Licenses/Agre… | 12.99 |
| 30-240-6120 | Operating Tools/Equipm… | 64.95 |
| 30-240-6124 | Employee Uniform | 999.90 |
| 30-240-6145 | M & R - Line Repair/Equi… | 14,419.14 |
| 30-240-6155 | M & R - Vehicles | 3,070.05 |
| 30-240-6160 | Memberships/Certificati… | 239.00 |
| 30-240-6179 | Operating Chemicals | -5,389.09 |
| 30-240-6180 | Operating Supplies | 31.18 |
| 30-240-6200 | Safety | 99.72 |
| 30-240-6215 | Training & Meetings | 38.22 |
| 30-240-6220 | Travel Expenses | 1,249.12 |
| 30-240-6230 | Utilities - Electric | 21,229.20 |
| 30-240-6231 | Utilities - Propane | 1,143.54 |
| 30-310-6120 | Operating Tools/Equipm… | 687.49 |
| 30-310-6145 | M & R - Line Repair/Equi… | 894.91 |
| 30-400-6110 | Professional Services | 8,095.00 |
| 96-000-6115 | Employee Housing Expe… | 2,911.26 |
| | **Grand Total:** | **1,493,692.74** |

## Project Account Summary

| Project Account Key | Payment Amount |
|---|---|
| **None** | 1,060,900.15 |
| 23W02CM | 90.04 |
| 24A02CM | 464.49 |
| 24W05CS | 4,133.50 |
| 24WW04CE | 1,632.77 |
| 24WW05MS | 3,180.00 |
| 25W06CM | 70,822.83 |
| 25W08CM | 37,709.59 |
| 25W09CS | 5,257.25 |

## Project Account Summary

| Project Account Key | | Payment Amount |
|---|---|---|
| 25W10CS | | 5,257.25 |
| 25W11CS | | 5,257.25 |
| 25W14CM | | 10,029.58 |
| 25W15CE | | 274,144.50 |
| 25W15CM | | 1,596.60 |
| 25WW02CS | | 7,959.69 |
| 25WW03CS | | 5,257.25 |
| | **Grand Total:** | **1,493,692.74** |

| Merchant Name | Fund GL Account | Cardholder | Amount | Description |
|---|---|---|---|---|
| 76 Station | 10-310-6220 | K. Weiland | 50.90 | Fuel CWEA Conference |
| **76 Station Total** | | | **50.90** | |
| Adobe | 10-200-6105 | C. Murray | 19.99 | Adobe monthly subscription |
| Adobe | 20-220-6105 | E. Solomon | 19.99 | Adobe monthly subscription |
| Adobe | 10-130-6105 | J. Burkhart | 239.88 | Adobe Pro |
| Adobe | 10-100-6105 | M. Busby | 19.99 | Adobe pro editing software |
| Adobe | 10-120-6105 | M. Bretz | 19.99 | Adobe |
| Adobe | 10-100-6105 | S. Hake | 19.99 | Document editing - Monthly |
| Adobe | 30-240-6105 | S. Sornoso | 12.99 | monthly subscription |
| **Adobe Total** | | | **352.82** | |
| Air Compressors Direct | 10-330-6145 | M. Vendors | 379.28 | Air Compressor Part |
| Air Compressors Direct | 10-330-6145 | M. Vendors | 623.88 | Air Compressor Part |
| **Air Compressors Direct Total** | | | **1,003.16** | |
| Amazon | 10-000-6180 | M. Vendors | 26.05 | Candy |
| Amazon | 10-000-6180 | M. Vendors | 26.29 | Candy |
| Amazon | 10-000-6180 | M. Vendors | 28.03 | Candy |
| Amazon | 10-000-6180 | M. Vendors | 19.73 | Cash Envelopes for Safety Drawing |
| Amazon | 10-000-6180 | M. Vendors | -10.76 | Credit for Returned Merchandise |
| Amazon | 10-000-6180 | M. Vendors | -9.89 | Credit for Returned Merchandise |
| Amazon | 10-000-6180 | M. Vendors | 9.59 | Dry Erase Markers |
| Amazon | 10-000-6180 | M. Vendors | 68.95 | Hand Soap |
| Amazon | 10-330-6120 | M. Vendors | 287.01 | Hand Tools |
| Amazon | 10-000-6180 | M. Vendors | 82.92 | Hantavirus Kit Bins and Bags |
| Amazon | 10-000-6180 | M. Vendors | 46.93 | Hantavirus Kit Disinfectant |
| Amazon | 10-000-6180 | M. Vendors | 167.58 | Hantavirus Kit Mouse Traps |
| Amazon | 10-000-6180 | M. Vendors | 69.72 | Hantavirus Kit N-95 Masks |
| Amazon | 10-130-6182 | M. Vendors | 403.60 | Headphones - Engineering Dept. |
| Amazon | 10-000-6120 | M. Vendors | 538.74 | Ice Machine |
| Amazon | 10-000-6180 | M. Vendors | 129.10 | Ice Maker Filters |
| Amazon | 10-130-6180 | M. Vendors | 162.18 | Ink Cartridges |
| Amazon | 10-130-6180 | M. Vendors | 82.31 | Ink Cartridges |
| Amazon | 10-000-6180 | M. Vendors | 171.93 | K-Cups |
| Amazon | 10-130-6182 | M. Vendors | 98.04 | Keyboard - Roberts |
| Amazon | 10-130-6182 | M. Vendors | 220.27 | Laptop Bag, External Drive |
| Amazon | 10-130-6182 | M. Vendors | 2,166.98 | Monitors |
| Amazon | 22-000-1301 | M. Vendors | 90.04 | Motorized Ball Valves |
| Amazon | 10-130-6180 | M. Vendors | 78.69 | Printer Cartridge |
| Amazon | 10-000-6180 | M. Vendors | 82.85 | Printer Cartridges |
| Amazon | 10-000-6180 | M. Vendors | 152.87 | Safety Glasses |
| Amazon | 10-320-6120 | M. Vendors | 115.28 | Socket Set |
| Amazon | 10-000-6180 | M. Vendors | 10.76 | Spray Bottles |
| Amazon | 10-130-6181 | M. Vendors | 28.81 | Starlink Adapter |
| Amazon | 30-240-6215 | M. Vendors | 38.22 | Training Book |
| Amazon | 10-000-6120 | M. Vendors | 20.14 | Wireless Doorbell for Front Desk |
| **Amazon Total** | | | **5,402.96** | |
| American Water College | 10-320-6215 | J. Ruiz | 229.99 | C2 study guide |
| **American Water College Total** | | | **229.99** | |

| | | | | |
|---|---|---|---|---|
| Apple | 10-100-6210 | M. Busby | 0.99 | Cell phone data storage/management |
| **Apple Total** | | | **0.99** | |
| Ariat | 10-310-6124 | D. Garcia | 105.36 | Uniforme for work |
| **Ariat Total** | | | **105.36** | |
| AWWA | 10-110-6192 | M. Reeves | 56.64 | Recruiting & Retaining Strategies book |
| AWWA | 10-300-6215 | R. Motley | 30.00 | Awwa water loss training |
| **AWWA Total** | | | **86.64** | |
| Bass Pro | 30-240-6124 | S. Sornoso | 161.59 | uniform for the year |
| Bass Pro | 30-240-6124 | S. Sornoso | 53.86 | uniform for the year shipment 2 of 3 |
| Bass Pro | 30-240-6124 | S. Sornoso | 140.06 | Uniforms for the years 3of 3 shipments |
| **Bass Pro Total** | | | **355.51** | |
| Best Western | 20-220-6220 | D. Schneider | 123.72 | hotel room for T3 testing |
| **Best Western Total** | | | **123.72** | |
| Blue Coyote Grill | 10-320-6220 | A. Derue | 47.15 | CWEA CONFERENCE |
| Blue Coyote Grill | 10-310-6220 | K. Weiland | 152.82 | Dinner CWEA Conference for 3 |
| **Blue Coyote Grill Total** | | | **199.97** | |
| Bootbarn | 10-310-6124 | D. Garcia | 344.77 | Uniform for work |
| **Bootbarn Total** | | | **344.77** | |
| Brick & Fire Bistro | 20-220-6220 | C. Monroe | 47.96 | meal training in eureka |
| **Brick & Fire Bistro Total** | | | **47.96** | |
| Brunt Workwear | 10-320-6124 | J. Ruiz | 129.28 | uniform |
| Brunt Workwear | 10-310-6124 | K. Weiland | 442.79 | Clothes for Keith |
| Brunt Workwear | 10-310-6124 | R. Larson | 257.37 | work pants |
| **Brunt Workwear Total** | | | **829.44** | |
| Cal Inc Training | 10-110-6200 | C. Weibert | 1,665.00 | AC Pipe Training |
| Cal Inc Training | 10-110-6200 | C. Weibert | 1,665.00 | AC Pipe Training |
| **Cal Inc Training Total** | | | **3,330.00** | |
| Calpelra | 10-110-6215 | M. Reeves | 375.00 | Disability Accommodation Webinar |
| **Calpelra Total** | | | **375.00** | |
| Chevron | 10-320-6125 | J. Ruiz | 61.30 | gasoline for picking up new polaris |
| Chevron | 30-210-6180 | R. Medhurst | 4.95 | Ice for composite sampler |
| Chevron | 30-210-6180 | R. Medhurst | 4.95 | Ice for sample compositor |
| **Chevron Total** | | | **71.20** | |
| Chipotle | 20-220-6220 | C. Monroe | 9.77 | meal training in eureka |
| **Chipotle Total** | | | **9.77** | |
| Costco | 10-000-6180 | M. Vendors | 233.20 | Paper Goods |
| **Costco Total** | | | **233.20** | |
| CSDA | 10-100-6215 | S. Hake | 890.00 | CSDA GM Summit - Busby |
| CSDA | 10-200-6215 | S. Hake | 1,020.00 | GM Summit Workshop - Murray |
| CSDA | 10-400-6215 | S. Hake | 1,020.00 | GM Summit Workshop - Higerd |
| CSDA | 10-100-6215 | S. Hake | 325.00 | GM Summit Workshop - Busby |
| **CSDA Total** | | | **3,255.00** | |
| CWEA | 30-240-6160 | K. Burnett | 239.00 | CWEA Membership |
| CWEA | 30-210-6160 | S. Minich | 239.00 | CWEA membership |
| **CWEA Total** | | | **478.00** | |
| Dairy Queen | 20-220-6220 | D. Schneider | 9.64 | lunch on test day, drive home |
| **Dairy Queen Total** | | | **9.64** | |
| Dino Gas Mart | 10-310-6220 | K. Weiland | 22.88 | Fuel CWEA Conference |

| | | | | |
|---|---|---|---|---|
| **Dino Gas Mart Total** | | | **22.88** | |
| DirecTV | 10-000-6123 | M. Vendors | 165.99 | DirecTV |
| **DirecTV Total** | | | **165.99** | |
| DMV | 10-320-6160 | P. Apodaca | 100.06 | Class B Permit |
| **DMV Total** | | | **100.06** | |
| DT | 30-240-6124 | K. Burnett | 568.96 | Uniform for new employee Dustin |
| **DT Total** | | | **568.96** | |
| Eddie World | 10-100-6220 | L. Block | 3.99 | Coffee while Traveling |
| Eddie World | 10-100-6220 | L. Block | 28.18 | Gas for Drive Home from Training |
| Eddie World | 10-100-6220 | L. Block | 18.47 | Gas traveling to Training |
| **Eddie World Total** | | | **50.64** | |
| Edge Eyewear | 10-320-6200 | A. Derue | 107.25 | Safety glasses |
| **Edge Eyewear Total** | | | **107.25** | |
| El Patio | 10-320-6220 | A. Derue | 94.29 | CWEA conference. Dinner for 2 |
| **El Patio Total** | | | **94.29** | |
| Everline Resort & Spa | 10-200-6220 | S. Hake | 365.14 | Conf. Lodging (Deposit) - Murray |
| Everline Resort & Spa | 10-400-6220 | S. Hake | 365.14 | Conf. Lodging (Deposit) - Higerd |
| Everline Resort & Spa | 10-100-6220 | S. Hake | 365.14 | Conf. Lodging (Deposit) - Busby |
| **Everline Resort & Spa Total** | | | **1,095.42** | |
| Extendedstay | 10-310-6220 | K. Weiland | 327.69 | Keith hotel CWEA conference |
| Extendedstay | 10-310-6220 | R. Larson | 536.68 | hostel for cwea |
| Extendedstay | 10-310-6220 | R. Larson | 150.25 | room canceled |
| **Extendedstay Total** | | | **1,014.62** | |
| Five Guys | 10-310-6220 | K. Weiland | 61.23 | Lunch CWEA Conference for 3 |
| **Five Guys Total** | | | **61.23** | |
| Flagsexpres | 10-000-6120 | R. Motley | 299.10 | Replacement US Flags |
| **Flagsexpres Total** | | | **299.10** | |
| GIH | 22-000-1301 | M. Vendors | 3,705.86 | ARV Insulation, Cable Ties |
| GIH | 22-000-1301 | M. Vendors | 139.57 | Insul-Sheet, Cable Ties |
| **GIH Total** | | | **3,845.43** | |
| Giovannis | 10-100-6215 | C. Weibert | 137.75 | Investment Committee Lunch |
| Giovannis | 10-100-6123 | M. Busby | 39.90 | Admin. Lunch meeting |
| Giovannis | 10-100-6215 | M. Busby | 22.00 | Local business/agency lunch meeting |
| **Giovannis Total** | | | **199.65** | |
| Govconnection | 10-130-6182 | J. Mulbay | 244.18 | Mech maint replacement monitor |
| **Govconnection Total** | | | **244.18** | |
| Grainger | 10-320-6180 | K. Burnett | 190.32 | Gasket Material - Mech Maint. |
| **Grainger Total** | | | **190.32** | |
| Gruntstyle | 10-310-6124 | D. Garcia | 87.56 | Sweater for work |
| **Gruntstyle Total** | | | **87.56** | |
| Hach Company | 20-220-6180 | E. Solomon | 77.67 | Testing Supplies |
| **Hach Company Total** | | | **77.67** | |
| Harman | 10-130-6182 | K. Burnett | 70.02 | headphones |
| **Harman Total** | | | **70.02** | |
| Harveys | 10-310-6220 | R. Larson | -108.30 | canceled this booking |
| Harveys | 10-310-6220 | R. Larson | 124.26 | room for the CRWA Taho |
| **Harveys Total** | | | **15.96** | |
| Heat Wave Visual | 10-310-6200 | D. Garcia | 107.25 | Z87safety glasses |

| | | | | |
|---|---|---|---|---|
| **Heat Wave Visual Total** | | | **107.25** | |
| High Country | 10-400-6120 | N. Holt | 19.38 | Measuring tape |
| **High Country Total** | | | **19.38** | |
| Hilton | 20-220-6220 | C. Monroe | 760.72 | hotel training in eureka |
| Hilton | 30-210-6220 | R. Medhurst | 674.70 | CWEA conference hotel |
| **Hilton Total** | | | **1,435.42** | |
| Hing's Donuts | 10-000-6123 | R. Motley | 38.38 | snacks for staff meeting |
| **Hing's Donuts Total** | | | **38.38** | |
| Home Depot | 10-330-6180 | D. Pijuan | 273.48 | Electrical supplies and tools. |
| Home Depot | 10-330-6120 | D. Pijuan | 150.00 | Electrical supplies and tools. |
| Home Depot | 30-240-6145 | R. Simpkins | 25.02 | Circuit breaker for step screen |
| **Home Depot Total** | | | **448.50** | |
| Hunan Restaurant | 20-220-6220 | C. Monroe | 34.88 | meal training in eureka |
| **Hunan Restaurant Total** | | | **34.88** | |
| In-N-Out | 10-100-6220 | L. Block | 6.99 | Lunch while Traveling from Training |
| **In-N-Out Total** | | | **6.99** | |
| Instrumart | 22-000-1301 | R. Motley | 3,620.40 | pumps for project |
| **Instrumart Total** | | | **3,620.40** | |
| Kalura Trattoria | 30-210-6220 | R. Medhurst | 35.60 | CWEA conference meal |
| **Kalura Trattoria Total** | | | **35.60** | |
| Keurig | 10-000-6180 | R. Motley | 37.98 | Coffee pods |
| **Keurig Total** | | | **37.98** | |
| Lesman Instrument | 30-240-6145 | D. Pijuan | 1,973.98 | Screw Press Rotation Sensors |
| **Lesman Instrument Total** | | | **1,973.98** | |
| Lowes | 10-330-6150 | M. Vendors | 646.80 | Admin. Kitchen Cabinetry |
| Lowes | 10-330-6150 | M. Vendors | 429.92 | Admin. Kitchen Cabinetry |
| Lowes | 10-330-6150 | M. Vendors | 64.63 | Admin. Kitchen Cabinetry |
| Lowes | 10-330-6150 | M. Vendors | 665.90 | Admin. Kitchen Cabinetry |
| Lowes | 10-330-6150 | S. Hake | 646.80 | Admin Kitchen Upgrade Project |
| Lowes | 10-330-6150 | S. Hake | 64.63 | Admin Kitchen Upgrade Project |
| Lowes | 10-330-6150 | S. Hake | 429.92 | Admin Kitchen Upgrade Project |
| Lowes | 10-330-6150 | S. Hake | 665.90 | Admin Kitchen Upgrade Project |
| **Lowes Total** | | | **3,614.50** | |
| Magid Glove | 30-240-6200 | K. Burnett | 99.72 | Cartridges for full face masks |
| **Magid Glove Total** | | | **99.72** | |
| Mammoth Disposal | 10-000-6100 | P. Apodaca | 21.50 | Ice Maker Disposal |
| **Mammoth Disposal Total** | | | **21.50** | |
| Mammoth Hospital | 10-105-6190 | M. Draper | 500.00 | golf tournament hole sponsorship |
| **Mammoth Hospital Total** | | | **500.00** | |
| Mammoth Mobile Tire | 30-240-6155 | S. Sornoso | 280.00 | #111 and #91 Tires mount and balance |
| **Mammoth Mobile Tire Total** | | | **280.00** | |
| Mandalay | 10-100-6220 | L. Block | 17.93 | Breakfast at Training |
| Mandalay | 10-100-6220 | L. Block | 21.68 | Breakfast at Training |
| Mandalay | 10-100-6220 | L. Block | 8.15 | Coffee at Training |
| Mandalay | 10-100-6220 | L. Block | 27.00 | Lunch at Training |
| Mandalay | 10-100-6220 | L. Block | 10.27 | Water at Training |
| **Mandalay Total** | | | **85.03** | |
| Margaritaville | 20-220-6220 | E. Solomon | 31.87 | Dinner during CRWA conference |

| | | | | |
|---|---|---|---|---|
| **Margaritaville Total** | | | **31.87** | |
| Mbay | 10-100-6220 | L. Block | 80.00 | Parking at Training |
| **Mbay Total** | | | **80.00** | |
| MC Irrigation | 22-000-1301 | R. Motley | 1,901.15 | Sprinklers for project |
| **MC Irrigation Total** | | | **1,901.15** | |
| McDonalds | 10-310-6220 | K. Weiland | 13.57 | CWEA Conference Keith dinner |
| **McDonalds Total** | | | **13.57** | |
| Mmth Mountaineering | 30-310-6145 | R. Gonzalez | 2.10 | Strap for c-550 transport |
| **Mmth Mountaineering Total** | | | **2.10** | |
| Monroe Titan | 23-000-1301 | D. Pijuan | 510.79 | Step screen installation parts |
| **Monroe Titan Total** | | | **510.79** | |
| NIH | 10-320-6100 | P. Apodaca | 212.80 | DOT Physical |
| **NIH Total** | | | **212.80** | |
| Old New York Deli | 10-105-6215 | M. Draper | 305.82 | Backflow tester lunch |
| **Old New York Deli Total** | | | **305.82** | |
| Olive Garden | 20-220-6220 | D. Schneider | 30.83 | dinner day before test |
| **Olive Garden Total** | | | **30.83** | |
| Our Water Works | 10-100-6155 | M. Busby | 132.08 | Vehicle 84 service |
| **Our Water Works Total** | | | **132.08** | |
| Panda Express | 10-310-6220 | R. Larson | 14.14 | dinner crwa |
| Panda Express | 30-240-6220 | S. Sornoso | 18.90 | Conference lunch |
| **Panda Express Total** | | | **33.04** | |
| Park MGM | 10-100-6220 | L. Block | 35.95 | Dinner (+ Tip) at Training |
| **Park MGM Total** | | | **35.95** | |
| PDF Supply | 30-240-6145 | D. Pijuan | 1,380.84 | Filter Backwash PLC |
| **PDF Supply Total** | | | **1,380.84** | |
| Perry Honda | 10-200-6155 | M. Vendors | 2,353.28 | Vehicle Maintenance & Repair - #88 |
| Perry Honda | 30-240-6155 | S. Sornoso | 208.94 | Oil change and air filter |
| **Perry Honda Total** | | | **2,562.22** | |
| Poncho | 10-300-6124 | R. Motley | 304.34 | shirts |
| **Poncho Total** | | | **304.34** | |
| Quality Assurance | 10-210-6215 | R. Medhurst | 50.00 | Data integrity training |
| **Quality Assurance Total** | | | **50.00** | |
| Red Wing Shoes | 10-330-6124 | H. Lewis | 247.81 | yearly uniform allowance |
| Red Wing Shoes | 10-320-6124 | J. Ruiz | 269.36 | Safety Boots |
| **Red Wing Shoes Total** | | | **517.17** | |
| Renaissance | 10-310-6220 | K. Weiland | 6.47 | Coffee CWEA conference |
| Renaissance | 30-210-6220 | R. Medhurst | 30.00 | CWEA conference meal |
| Renaissance | 30-210-6220 | R. Medhurst | 25.00 | CWEA conference meal |
| Renaissance | 30-240-6220 | S. Sornoso | 25.96 | breakfast conference |
| Renaissance | 30-240-6220 | S. Sornoso | 1,159.61 | Conference hotels |
| **Renaissance Total** | | | **1,247.04** | |
| Riccios | 10-320-6220 | A. Derue | 315.48 | CWEA conference. dinner for 5 |
| **Riccios Total** | | | **315.48** | |
| Schats Roadhouse | 10-320-6220 | A. Derue | 56.30 | CWEA CONFERENCE |
| **Schats Roadhouse Total** | | | **56.30** | |
| Shakeys | 10-320-6220 | A. Derue | 20.75 | CWEA conference |
| Shakeys | 10-310-6220 | K. Weiland | 20.75 | Lunch CWEA |

| | | | | |
|---|---|---|---|---|
| Shakeys | 10-310-6220 | R. Larson | 20.75 | Lunch cwea |
| Shakeys | 30-240-6220 | S. Sornoso | 20.75 | Conference lunch |
| **Shakeys Total** | | | **83.00** | |
| Sherman's Deli | 10-310-6220 | K. Weiland | 102.07 | Breakfast Aaron, Steven, Keith |
| **Sherman's Deli Total** | | | **102.07** | |
| SiriusXM | 10-100-6155 | M. Busby | 299.76 | SiriusXM vehicle 84 |
| **SiriusXM Total** | | | **299.76** | |
| Slice Of Vegas | 10-100-6220 | L. Block | 19.78 | Dinner at Training |
| **Slice Of Vegas Total** | | | **19.78** | |
| South Point Hotel | 10-320-6220 | A. Derue | 103.96 | Mike room deposit conference |
| South Point Hotel | 10-320-6220 | A. Derue | 103.96 | tri state CWEA conference |
| South Point Hotel | 20-220-6220 | E. Solomon | 103.96 | Hotel for attending tri state seminar |
| South Point Hotel | 10-310-6220 | K. Weiland | 103.96 | Tri State Conference |
| South Point Hotel | 10-310-6220 | K. Weiland | 103.96 | Tri State Conference |
| South Point Hotel | 30-210-6220 | S. Minich | 103.96 | Hotel for conference |
| **South Point Hotel Total** | | | **623.76** | |
| Speedway | 10-200-6155 | C. Murray | 12.00 | car wash for vehicle 88 |
| **Speedway Total** | | | **12.00** | |
| Sportsmans | 10-100-6124 | M. Busby | 134.69 | Work boots |
| **Sportsmans Total** | | | **134.69** | |
| Staples | 10-000-6180 | L. Block | 30.25 | Office Supplies |
| Staples | 10-000-6180 | L. Block | 97.32 | Office Supplies |
| **Staples Total** | | | **127.57** | |
| Starbucks | 10-100-6220 | L. Block | 28.94 | Breakfast at Training |
| Starbucks | 10-100-6220 | L. Block | 7.52 | Coffee at Training |
| **Starbucks Total** | | | **36.46** | |
| Starlink Internet | 10-130-6211 | M. Vendors | 120.00 | Starlink |
| **Starlink Internet Total** | | | **120.00** | |
| Terrace Hilton | 30-210-6220 | R. Medhurst | 18.30 | CWEA conference meal |
| Terrace Hilton | 30-210-6220 | R. Medhurst | 18.30 | CWEA conference meal |
| Terrace Hilton | 30-210-6220 | R. Medhurst | 18.30 | CWEA conference meal |
| **Terrace Hilton Total** | | | **54.90** | |
| Tire Rack | 10-000-6155 | M. Vendors | 817.28 | Tires - #106 |
| Tire Rack | 30-240-6155 | S. Sornoso | 1,114.63 | Summer Tires for truck #111 |
| Tire Rack | 30-240-6155 | S. Sornoso | 821.55 | Summer Tires for truck #91 |
| **Tire Rack Total** | | | **2,753.46** | |
| Tri-State Seminar | 20-220-6215 | D. Schneider | 179.00 | training conference and tour |
| Tri-State Seminar | 20-220-6215 | D. Schneider | 25.00 | training conference/class |
| Tri-State Seminar | 20-220-6215 | E. Solomon | 454.00 | Distribution exam review class |
| Tri-State Seminar | 10-310-6215 | K. Weiland | 198.00 | Registration - Weiland, Gonzalez |
| Tri-State Seminar | 10-320-6215 | K. Weiland | 198.00 | Registration - Lesiak, DeRue |
| Tri-State Seminar | 10-210-6215 | S. Minich | 854.00 | Tri State Seminar Conference |
| **Tri-State Seminar Total** | | | **1,908.00** | |
| Truewerk | 10-320-6124 | J. Ruiz | 170.26 | uniform |
| **Truewerk Total** | | | **170.26** | |
| Two Chicks | 20-220-6220 | D. Schneider | 25.88 | Breakfast on test day |
| **Two Chicks Total** | | | **25.88** | |
| UPS | 20-230-6185 | M. Vendors | 52.01 | Service Fee & Shipping Charges |

| | | | | |
|---|---|---|---|---|
| UPS | 10-000-6185 | M. Vendors | 18.00 | Service Fee & Shipping Charges |
| UPS | 10-000-6185 | M. Vendors | 18.00 | Service Fee & Shipping Charges |
| UPS | 20-230-6185 | M. Vendors | 31.38 | Service Fee & Shipping Charges |
| UPS | 10-000-6185 | M. Vendors | 19.44 | Service Fee & Shipping Charges |
| UPS | 10-210-6185 | M. Vendors | 127.34 | Service Fee & Shipping Charges |
| **UPS Total** | | | **266.17** | |
| USPS | 10-110-6185 | C. Weibert | 6.89 | Postage Lg Env w/Tracking |
| USPS | 10-000-6185 | M. Vendors | 96.80 | Certified Mail for Tax Roll Letters |
| **USPS Total** | | | **103.69** | |
| Utility Trailer Sales | 22-000-1317 | M. Vendors | 600.00 | Side-by-Side Trailer - #129 |
| Utility Trailer Sales | 23-000-1317 | M. Vendors | 600.00 | Side-by-Side Trailer - #129 |
| **Utility Trailer Sales Total** | | | **1,200.00** | |
| VCN | 10-100-6205 | M. Draper | 152.50 | Ceqa filing, mono co clerk |
| **VCN Total** | | | **152.50** | |
| Vistaprint | 10-000-6120 | M. Vendors | 35.77 | Front Desk Sign |
| **Vistaprint Total** | | | **35.77** | |
| Vons | 10-100-6180 | M. Busby | 30.57 | Sun screen |
| Vons | 10-105-6215 | M. Draper | 62.43 | Backflow tester lunch |
| Vons | 10-100-6215 | S. Hake | 43.32 | Board meeting snacks |
| Vons | 10-000-6123 | S. Hake | 135.53 | Meeting Snacks |
| **Vons Total** | | | **271.85** | |
| Walmart | 10-000-6180 | M. Vendors | 30.09 | Hand Soap |
| Walmart | 10-000-6180 | M. Bretz | 21.55 | Mouse Bait |
| **Walmart Total** | | | **51.64** | |
| Warming Hut | 10-100-6215 | M. Busby | 81.38 | Ad hoc committee lunch meeting |
| Warming Hut | 10-100-6123 | M. Busby | 47.23 | Maintenance engagement lunch |
| **Warming Hut Total** | | | **128.61** | |
| Wingstop | 10-320-6220 | A. Derue | 10.86 | CWEA lunch |
| Wingstop | 30-240-6220 | S. Sornoso | 23.90 | Lunch for travel to conference |
| **Wingstop Total** | | | **34.76** | |
| Wispaz | 10-320-6215 | P. Apodaca | 34.96 | DMV training |
| **Wispaz Total** | | | **34.96** | |
| Zoom | 10-000-6215 | S. Hake | 2,297.08 | Annual Remote Meetings for 10 Users |
| **Zoom Total** | | | **2,297.08** | |
| | | | | |
| **April Visa Transaction Total** | | | **58,338.75** | |

# Board Check Register

Mammoth Community Water District, CA

By Vendor Name

Payment Dates 6/1/2025 - 6/30/2025

| Payment Date | Payment Number | Description (Item) | Account Number | Project Account Key | Amount |
|---|---|---|---|---|---|
| **Vendor: 00016 - ACWA / JPIA (HBA)** | | | | | |
| 06/06/2025 | 11442 | Dental | 10-000-2150 | | 540.61 |
| 06/06/2025 | 11442 | Life Insurance | 10-000-2150 | | 38.94 |
| 06/06/2025 | 11442 | Medical Insurance | 10-000-2150 | | 9,338.99 |
| 06/06/2025 | 11442 | Vision Insurance | 10-000-2150 | | 122.00 |
| 06/06/2025 | 11442 | Dental | 10-000-2150 | | 2,085.34 |
| 06/06/2025 | 11442 | Dental | 20-000-2150 | | 1,371.27 |
| 06/06/2025 | 11442 | Dental | 30-000-2150 | | 1,370.75 |
| 06/06/2025 | 11442 | EAP Admin. Fee | 10-000-2150 | | 42.16 |
| 06/06/2025 | 11442 | EAP Admin. Fee | 20-000-2150 | | 21.27 |
| 06/06/2025 | 11442 | EAP Admin. Fee | 30-000-2150 | | 23.37 |
| 06/06/2025 | 11442 | Life Ins Dependent | 10-000-2150 | | 4.96 |
| 06/06/2025 | 11442 | Life Ins Dependent | 20-000-2150 | | 3.23 |
| 06/06/2025 | 11442 | Life Ins Dependent | 30-000-2150 | | 2.97 |
| 06/06/2025 | 11442 | Life Insurance | 10-000-2150 | | 732.00 |
| 06/06/2025 | 11442 | Life Insurance | 20-000-2150 | | 160.05 |
| 06/06/2025 | 11442 | Life Insurance | 30-000-2150 | | 127.95 |
| 06/06/2025 | 11442 | Life Insurance | 10-000-2150 | | 163.89 |
| 06/06/2025 | 11442 | Life Insurance | 20-000-2150 | | 145.50 |
| 06/06/2025 | 11442 | Life Insurance | 30-000-2150 | | 157.57 |
| 06/06/2025 | 11442 | Life Ins Supplemental | 20-000-2150 | | 15.00 |
| 06/06/2025 | 11442 | Life Ins Supplemental | 30-000-2150 | | 15.00 |
| 06/06/2025 | 11442 | Medical Insurance | 10-000-2150 | | 33,645.07 |
| 06/06/2025 | 11442 | Medical Insurance | 20-000-2150 | | 21,550.04 |
| 06/06/2025 | 11442 | Medical Insurance | 30-000-2150 | | 21,549.65 |
| 06/06/2025 | 11442 | Vision Insurance | 10-000-2150 | | 488.00 |
| 06/06/2025 | 11442 | Vision Insurance | 20-000-2150 | | 293.03 |
| 06/06/2025 | 11442 | Vision Insurance | 30-000-2150 | | 292.57 |
| 06/06/2025 | 11442 | Premium Adjustment | 10-000-6020 | | 3,657.62 |
| | | | | **Vendor 00016 - ACWA / JPIA (HBA) Total:** | **97,958.80** |
| **Vendor: 00025 - AFLAC** | | | | | |
| 06/30/2025 | DFT0001360 | AFLAC Pre Tax | 10-000-2170 | | 25.48 |
| 06/30/2025 | DFT0001360 | AFLAC After Tax | 20-000-2170 | | 6.06 |
| 06/30/2025 | DFT0001360 | AFLAC Pre Tax | 20-000-2170 | | 51.57 |
| 06/30/2025 | DFT0001360 | AFLAC Pre Tax | 30-000-2170 | | 27.57 |
| 06/30/2025 | DFT0001360 | AFLAC After Tax | 30-000-2170 | | 3.64 |
| 06/30/2025 | DFT0001378 | AFLAC Pre Tax | 10-000-2170 | | 25.48 |
| 06/30/2025 | DFT0001378 | AFLAC After Tax | 20-000-2170 | | 6.05 |
| 06/30/2025 | DFT0001378 | AFLAC Pre Tax | 20-000-2170 | | 51.57 |
| 06/30/2025 | DFT0001378 | AFLAC Pre Tax | 30-000-2170 | | 27.57 |
| 06/30/2025 | DFT0001378 | AFLAC After Tax | 30-000-2170 | | 3.65 |
| | | | | **Vendor 00025 - AFLAC Total:** | **228.64** |
| **Vendor: 00063 - American Business Machines Co.** | | | | | |
| 06/12/2025 | 11452 | Printer/Copier Agreement | 10-000-6180 | | 82.88 |
| 06/19/2025 | 11462 | Ops Copier/Printer Agreement | 10-000-6180 | | 70.60 |
| | | | | **Vendor 00063 - American Business Machines Co. Total:** | **153.48** |
| **Vendor: 00073 - Amwell** | | | | | |
| 06/05/2025 | 5941 | Secondary Clarifier FRP Weirs | 30-240-6145 | | 308,924.28 |
| | | | | **Vendor 00073 - Amwell Total:** | **308,924.28** |
| **Vendor: 00096 - Aqua Ben Corporation** | | | | | |
| 06/06/2025 | 11443 | Hydro Floc 860 Polymer (gal.) | 20-230-6179 | | 9,292.36 |
| | | | | **Vendor 00096 - Aqua Ben Corporation Total:** | **9,292.36** |

| Payment Date | Payment Number | Description (Item) | Account Number | Project Account Key | Amount |
|---|---|---|---|---|---|
| **Vendor: 00111 - AT&T** | | | | | |
| 06/18/2025 | 5982 | FirstNet | 10-130-6211 | | 1,050.54 |
| | | | | **Vendor 00111 - AT&T Total:** | **1,050.54** |
| **Vendor: 02598 - Avineon, Inc.** | | | | | |
| 06/19/2025 | 11463 | Utility Network Progress Payment | 21-000-1301 | 24A01MS | 26,890.00 |
| 06/19/2025 | 11463 | Utility Network CO #3 | 21-000-1301 | 24A01MS | 11,099.30 |
| | | | | **Vendor 02598 - Avineon, Inc. Total:** | **37,989.30** |
| **Vendor: 00123 - Babcock Laboratories, Inc.** | | | | | |
| 06/05/2025 | 5942 | Lab Services | 10-210-6111 | | 59.45 |
| 06/05/2025 | 5942 | Lab Services | 30-210-6111 | | 289.82 |
| 06/05/2025 | 5942 | Lab Services | 30-210-6111 | | 434.73 |
| 06/05/2025 | 5942 | Lab Services | 20-210-6111 | | 653.73 |
| 06/05/2025 | 5942 | Lab Services | 30-210-6111 | | 170.90 |
| 06/25/2025 | 5993 | Lab Testing | 30-210-6111 | | 105.27 |
| | | | | **Vendor 00123 - Babcock Laboratories, Inc. Total:** | **1,713.90** |
| **Vendor: 00131 - BKS Law Firm, PC** | | | | | |
| 06/19/2025 | 11464 | Legal Services | 10-100-6140 | | 1,202.50 |
| | | | | **Vendor 00131 - BKS Law Firm, PC Total:** | **1,202.50** |
| **Vendor: 00201 - CA Tax Payment ACH** | | | | | |
| 06/04/2025 | DFT0001362 | CA State Disibility | 10-000-2210 | | 1,200.10 |
| 06/04/2025 | DFT0001362 | State Withholding | 10-000-2210 | | 4,721.06 |
| 06/04/2025 | DFT0001362 | CA State Disibility | 20-000-2210 | | 644.68 |
| 06/04/2025 | DFT0001362 | State Withholding | 20-000-2210 | | 1,907.36 |
| 06/04/2025 | DFT0001362 | State Withholding | 30-000-2210 | | 1,945.06 |
| 06/04/2025 | DFT0001362 | CA State Disibility | 30-000-2210 | | 642.50 |
| 06/18/2025 | DFT0001380 | State Withholding | 10-000-2210 | | 4,752.44 |
| 06/18/2025 | DFT0001380 | CA State Disibility | 10-000-2210 | | 1,206.96 |
| 06/18/2025 | DFT0001380 | CA State Disibility | 20-000-2210 | | 639.12 |
| 06/18/2025 | DFT0001380 | State Withholding | 20-000-2210 | | 1,868.03 |
| 06/18/2025 | DFT0001380 | CA State Disibility | 30-000-2210 | | 636.24 |
| 06/18/2025 | DFT0001380 | State Withholding | 30-000-2210 | | 1,899.48 |
| | | | | **Vendor 00201 - CA Tax Payment ACH Total:** | **22,063.03** |
| **Vendor: 00205 - California Broadband Cooperative** | | | | | |
| 06/18/2025 | 5983 | Internet Service | 10-130-6211 | | 1,277.95 |
| | | | | **Vendor 00205 - California Broadband Cooperative Total:** | **1,277.95** |
| **Vendor: 02179 - California State Disbursement Unit** | | | | | |
| 06/04/2025 | DFT0001355 | Ca. Child Support | 20-000-2170 | | 46.17 |
| 06/04/2025 | DFT0001355 | Ca. Child Support | 30-000-2170 | | 46.13 |
| 06/18/2025 | DFT0001373 | Ca. Child Support | 20-000-2170 | | 46.17 |
| 06/18/2025 | DFT0001373 | Ca. Child Support | 30-000-2170 | | 46.13 |
| | | | | **Vendor 02179 - California State Disbursement Unit Total:** | **184.60** |
| **Vendor: 02115 - Carlos Encinas** | | | | | |
| 06/11/2025 | 5968 | HET Rebate | 10-105-6237 | | 200.00 |
| | | | | **Vendor 02115 - Carlos Encinas Total:** | **200.00** |
| **Vendor: 00220 - Carmichael Business Technology** | | | | | |
| 06/05/2025 | 5943 | Monthly Blackpoint Agreement | 10-130-6105 | | 345.00 |
| 06/05/2025 | 5943 | Monthly VOIP Agreement | 10-000-6210 | | 643.19 |
| 06/05/2025 | 5943 | Monthly IT Agreement | 10-130-6106 | | 3,356.66 |
| | | | | **Vendor 00220 - Carmichael Business Technology Total:** | **4,344.85** |
| **Vendor: 00281 - Chuck Villar Construction** | | | | | |
| 06/05/2025 | 5944 | Sludge Hauling | 30-240-6100 | | 9,703.49 |
| | | | | **Vendor 00281 - Chuck Villar Construction Total:** | **9,703.49** |
| **Vendor: 01957 - City of Fallon** | | | | | |
| 06/18/2025 | 5984 | Sludge Disposal | 30-240-6102 | | 2,161.72 |
| | | | | **Vendor 01957 - City of Fallon Total:** | **2,161.72** |

| Payment Date | Payment Number | Description (Item) | Account Number | Project Account Key | Amount |
|---|---|---|---|---|---|
| **Vendor: 00306 - Conriquez Cleaning** | | | | | |
| 06/05/2025 | 5945 | Janatorial Services | 10-000-6150 | | 2,873.11 |
| | | | | **Vendor 00306 - Conriquez Cleaning Total:** | **2,873.11** |
| **Vendor: 02436 - Court-Ordered Debt Collections** | | | | | |
| 06/05/2025 | 5946 | Acct. No. JK -253-4883 | 20-000-2170 | | 92.88 |
| 06/05/2025 | 5946 | Acct. No. JK -253-4883 | 30-000-2170 | | 92.85 |
| | | | | **Vendor 02436 - Court-Ordered Debt Collections Total:** | **185.73** |
| **Vendor: 00326 - Creative Image Embroidery** | | | | | |
| 06/25/2025 | 5994 | Shirt Logos | 10-310-6124 | | 48.00 |
| | | | | **Vendor 00326 - Creative Image Embroidery Total:** | **48.00** |
| **Vendor: 02475 - Creative Management Solutions, Inc.** | | | | | |
| 06/05/2025 | 5947 | Pase I - Compensation and Benefits Study | 10-110-6110 | | 1,080.00 |
| 06/25/2025 | 5995 | Phase I - Compensation and Benefits Survey | 10-110-6110 | | 1,215.00 |
| | | | | **Vendor 02475 - Creative Management Solutions, Inc. Total:** | **2,295.00** |
| **Vendor: 00439 - Dewey Pest Control** | | | | | |
| 06/11/2025 | 5969 | Pest Control | 10-000-6150 | | 208.00 |
| | | | | **Vendor 00439 - Dewey Pest Control Total:** | **208.00** |
| **Vendor: 00452 - DIY Home Center** | | | | | |
| 06/06/2025 | 11444 | Misc. HW | 10-300-6155 | | 2.67 |
| 06/06/2025 | 11444 | Phone Charger | 10-130-6182 | | 29.08 |
| 06/06/2025 | 11444 | Cable Ties | 21-000-1301 | 24A02CM | 145.27 |
| 06/06/2025 | 11444 | Couplings | 10-330-6150 | | 10.65 |
| 06/06/2025 | 11444 | Fly Traps | 30-240-6180 | | 23.24 |
| 06/06/2025 | 11444 | Misc. Supplies | 20-220-6145 | | 87.79 |
| 06/06/2025 | 11444 | Couplings, Conduit | 23-000-1301 | 24WW04CE | 54.84 |
| 06/06/2025 | 11444 | Tool Set, Socket Sets | 10-310-6120 | | 65.92 |
| 06/06/2025 | 11444 | Spray Paint, Pail | 20-310-6145 | | 112.64 |
| 06/06/2025 | 11444 | Fly Traps | 30-240-6180 | | 20.34 |
| 06/06/2025 | 11444 | Washers, Misc. HW | 20-220-6145 | | 44.63 |
| 06/06/2025 | 11444 | Pipe Wrap | 10-310-6180 | | 31.01 |
| 06/06/2025 | 11444 | Misc. Supplies | 10-330-6180 | | 9.68 |
| 06/06/2025 | 11444 | Conduit, Couplings, Pipe | 21-000-1301 | 24A02CM | 48.56 |
| 06/12/2025 | 11453 | Fittings | 23-000-1301 | 24WW04CE | 15.27 |
| 06/12/2025 | 11453 | Misc. HW | 10-000-6150 | | 1.73 |
| 06/12/2025 | 11453 | Fittings | 23-000-1301 | 24WW04CE | 44.16 |
| 06/12/2025 | 11453 | Steel Wool | 20-330-6150 | | 4.55 |
| 06/12/2025 | 11453 | Vinegar, Bleach | 30-240-6180 | | 13.55 |
| 06/19/2025 | 11465 | Misc. Supplies | 23-000-1301 | 24WW04CE | 23.49 |
| 06/19/2025 | 11465 | Fittings | 23-000-1301 | 24WW04CE | 29.61 |
| 06/19/2025 | 11465 | Tool Pouch, Utility Knife, Drill Bit | 10-330-6120 | | 41.67 |
| 06/19/2025 | 11465 | Misc. Supplies | 23-000-1301 | 24WW04CE | 55.87 |
| 06/19/2025 | 11465 | Fittings | 23-000-1301 | 24WW04CE | 21.77 |
| 06/19/2025 | 11465 | Caulk, Fitting | 10-330-6150 | | 10.06 |
| 06/26/2025 | 11475 | Grabber Tool | 10-330-6120 | | 33.93 |
| 06/26/2025 | 11475 | Mouse Traps | 10-330-6180 | | 8.70 |
| 06/26/2025 | 11475 | Face Shields | 10-320-6180 | | 23.26 |
| 06/26/2025 | 11475 | Misc. Supplies | 10-330-6180 | | 62.93 |
| 06/26/2025 | 11475 | Misc. HW and Supplies | 21-000-1301 | 24A02CM | 57.48 |
| 06/26/2025 | 11475 | Pliers | 10-320-6120 | | 52.34 |
| 06/26/2025 | 11475 | Saw Blades, Tie Wire | 22-000-1301 | 25W01CM | 160.25 |
| 06/26/2025 | 11475 | Magnets | 20-220-6180 | | 4.35 |
| 06/26/2025 | 11475 | Misc. Supplies | 21-000-1301 | 24A02CM | 65.38 |
| 06/26/2025 | 11475 | Multi-Purpose Cleaner | 20-220-6180 | | 6.78 |
| | | | | **Vendor 00452 - DIY Home Center Total:** | **1,423.45** |
| **Vendor: 00208 - DMV** | | | | | |
| 06/25/2025 | 5996 | Sales Tax and Registration Fees | 22-000-1317 | | 388.00 |

| Payment Date | Payment Number | Description (Item) | Account Number | Project Account Key | Amount |
|---|---|---|---|---|---|
| 06/25/2025 | 5996 | Sales Tax and Registration Fees | 23-000-1317 | | 388.00 |
| 06/25/2025 | 5996 | Sales Tax and Registration Fees | 22-000-1317 | | 208.50 |
| 06/25/2025 | 5996 | Sales Tax and Registration Fees | 23-000-1317 | | 208.50 |
| | | | | **Vendor 00208 - DMV Total:** | **1,193.00** |
| **Vendor: 02553 - Eadie and Payne, LLP** | | | | | |
| 06/26/2025 | 11476 | Payment for Assistance to Nigro & Nigro | 10-120-6110 | | 1,000.00 |
| | | | | **Vendor 02553 - Eadie and Payne, LLP Total:** | **1,000.00** |
| **Vendor: 00569 - Federal Tax Payment ACH** | | | | | |
| 06/04/2025 | DFT0001361 | Medicare | 10-000-2200 | | 2,907.22 |
| 06/04/2025 | DFT0001361 | Federal Withholding | 10-000-2200 | | 11,680.79 |
| 06/04/2025 | DFT0001361 | Medicare | 20-000-2200 | | 1,565.74 |
| 06/04/2025 | DFT0001361 | Social Security | 20-000-2200 | | 699.38 |
| 06/04/2025 | DFT0001361 | Federal Withholding | 20-000-2200 | | 5,318.07 |
| 06/04/2025 | DFT0001361 | Federal Withholding | 30-000-2200 | | 5,599.54 |
| 06/04/2025 | DFT0001361 | Medicare | 30-000-2200 | | 1,564.42 |
| 06/04/2025 | DFT0001361 | Social Security | 30-000-2200 | | 699.34 |
| 06/18/2025 | DFT0001379 | Medicare | 10-000-2200 | | 2,923.52 |
| 06/18/2025 | DFT0001379 | Federal Withholding | 10-000-2200 | | 11,756.65 |
| 06/18/2025 | DFT0001379 | Medicare | 20-000-2200 | | 1,554.90 |
| 06/18/2025 | DFT0001379 | Social Security | 20-000-2200 | | 699.36 |
| 06/18/2025 | DFT0001379 | Federal Withholding | 20-000-2200 | | 5,188.67 |
| 06/18/2025 | DFT0001379 | Medicare | 30-000-2200 | | 1,551.54 |
| 06/18/2025 | DFT0001379 | Social Security | 30-000-2200 | | 699.36 |
| 06/18/2025 | DFT0001379 | Federal Withholding | 30-000-2200 | | 5,458.75 |
| 06/19/2025 | DFT0001367 | Social Security | 10-000-2200 | | 272.44 |
| 06/19/2025 | DFT0001367 | Medicare | 10-000-2200 | | 63.72 |
| | | | | **Vendor 00569 - Federal Tax Payment ACH Total:** | **60,203.41** |
| **Vendor: 00572 - Ferguson Waterworks # 1423** | | | | | |
| 06/05/2025 | 5948 | Meter Registers | 10-000-1200 | | 1,680.91 |
| 06/05/2025 | 5948 | 6" Meter - Rocksprings Hotel | 22-000-6165 | | 8,108.19 |
| 06/11/2025 | 5970 | 8" T/T Registers | 10-000-1200 | | 630.34 |
| 06/11/2025 | 5970 | 2" Meters | 10-000-1200 | | 2,008.46 |
| 06/18/2025 | 5985 | 2" Meters | 10-000-1200 | | 3,970.59 |
| 06/25/2025 | 5998 | 2" Meters | 10-000-1200 | | 1,588.24 |
| | | | | **Vendor 00572 - Ferguson Waterworks # 1423 Total:** | **17,986.73** |
| **Vendor: 00608 - Frontier** | | | | | |
| 06/05/2025 | 5949 | Land Lines | 10-000-6210 | | 547.29 |
| | | | | **Vendor 00608 - Frontier Total:** | **547.29** |
| **Vendor: 00658 - GovConnection, Inc.** | | | | | |
| 06/12/2025 | 11454 | Credit for Returned Merchandise | 10-130-6182 | | -239.18 |
| 06/12/2025 | 11454 | Monitors | 10-130-6182 | | 524.10 |
| | | | | **Vendor 00658 - GovConnection, Inc. Total:** | **284.92** |
| **Vendor: 00662 - Grainger, Inc.** | | | | | |
| 06/06/2025 | 11445 | Impact Driver, Driver Bit Set | 10-320-6120 | | 308.45 |
| 06/12/2025 | 11455 | Vibration Isolators | 21-000-1301 | 24A02CS | 317.65 |
| 06/19/2025 | 11466 | Vibration Isolators | 21-000-1301 | 24A02CM | 183.60 |
| 06/19/2025 | 11466 | Vibration Isolators | 21-000-1301 | 24A02CM | 17.37 |
| 06/19/2025 | 11466 | Gloves, Safety Glasses | 10-000-6180 | | 1,222.13 |
| 06/19/2025 | 11466 | Band Clamps | 10-000-6180 | | 674.17 |
| 06/26/2025 | 11477 | Welding Supplies | 10-330-6180 | | 339.05 |
| 06/26/2025 | 11477 | Latex Gloves | 10-310-6180 | | 23.40 |
| 06/26/2025 | 11477 | Marking Paint | 10-310-6180 | | 512.93 |
| 06/26/2025 | 11477 | Latex Gloves | 10-310-6180 | | 429.15 |
| 06/26/2025 | 11477 | Credit for Returned Merchandise | 10-310-6180 | | -561.81 |
| | | | | **Vendor 00662 - Grainger, Inc. Total:** | **3,466.09** |

| Payment Date | Payment Number | Description (Item) | Account Number | Project Account Key | Amount |
|---|---|---|---|---|---|
| **Vendor: 00663 - Granite Construction** | | | | | |
| 06/05/2025 | 5950 | Aggregate Base Rock | 22-000-1301 | 25W06CM | 1,091.32 |
| 06/05/2025 | 5950 | Cold Mix | 22-000-1301 | 25W06CM | 1,728.31 |
| | | | | **Vendor 00663 - Granite Construction Total:** | **2,819.63** |
| **Vendor: 00684 - Haaker Equipment Company** | | | | | |
| 06/06/2025 | 11446 | Revolution Root Cutting Head | 30-310-6120 | | 4,372.04 |
| | | | | **Vendor 00684 - Haaker Equipment Company Total:** | **4,372.04** |
| **Vendor: 00685 - Hach Company** | | | | | |
| 06/11/2025 | 5971 | Calibration Set | 20-230-6180 | | 854.67 |
| 06/25/2025 | 5999 | Lab Supplies | 30-210-6180 | | 1,364.34 |
| | | | | **Vendor 00685 - Hach Company Total:** | **2,219.01** |
| **Vendor: 02388 - Health Equity, Inc.** | | | | | |
| 06/04/2025 | DFT0001358 | HSA | 10-000-2151 | | 397.93 |
| 06/18/2025 | DFT0001376 | HSA | 10-000-2151 | | 397.93 |
| | | | | **Vendor 02388 - Health Equity, Inc. Total:** | **795.86** |
| **Vendor: 00705 - High Country Lumber, Inc.** | | | | | |
| 06/05/2025 | 5951 | Finance Charge | 10-120-6100 | | 1.20 |
| 06/05/2025 | 5951 | Hand Tools | 10-400-6120 | | 68.50 |
| 06/05/2025 | 5951 | Tin Shingles | 23-000-1301 | 25WW03CS | 11.24 |
| 06/05/2025 | 5951 | Evaporative Cooler Pads, Tubing | 10-330-6150 | | 38.32 |
| 06/05/2025 | 5951 | Spray Paint | 20-310-6145 | | 41.66 |
| 06/05/2025 | 5951 | Pipe Wrench | 10-330-6120 | | 21.54 |
| 06/05/2025 | 5951 | Pipe Wrench | 10-330-6180 | | 12.90 |
| 06/11/2025 | 5972 | SDS Bit | 23-000-1301 | 24WW04CE | 28.00 |
| 06/25/2025 | 6000 | Cutoff and Masonry Wheels | 10-330-6180 | | 111.28 |
| 06/25/2025 | 6000 | Grass Seed | 22-000-1301 | 25W06CM | 10.76 |
| 06/25/2025 | 6000 | Concrete Saw Blade | 22-000-1301 | 25W06CM | 174.01 |
| 06/25/2025 | 6000 | Marking Paint | 10-310-6180 | | 43.06 |
| 06/25/2025 | 6000 | Router, Pipe Bending Tool | 10-310-6120 | | 310.63 |
| | | | | **Vendor 00705 - High Country Lumber, Inc. Total:** | **873.10** |
| **Vendor: 00721 - Huber Technology, Inc.** | | | | | |
| 06/06/2025 | 11447 | Step Screen (85%) - PO 441 | 23-000-1301 | 24WW04CE | 117,329.78 |
| | | | | **Vendor 00721 - Huber Technology, Inc. Total:** | **117,329.78** |
| **Vendor: 00725 - Infosend, Inc.** | | | | | |
| 06/12/2025 | 11456 | Consumer Confidence Report Insert | 10-120-6100 | | 394.24 |
| 06/19/2025 | 11467 | UB Statement Processing | 10-120-6100 | | 1,881.02 |
| | | | | **Vendor 00725 - Infosend, Inc. Total:** | **2,275.26** |
| **Vendor: 00728 - International Union of Operating Engineers** | | | | | |
| 06/05/2025 | 5952 | Union Dues | 10-000-2170 | | 154.00 |
| 06/05/2025 | 5952 | Union Dues | 20-000-2170 | | 143.11 |
| 06/05/2025 | 5952 | Union Dues | 30-000-2170 | | 120.89 |
| | | | | **Vendor 00728 - International Union of Operating Engineers Total:** | **418.00** |
| **Vendor: 00731 - Interstate Sales** | | | | | |
| 06/18/2025 | 5986 | Construction Signs | 22-340-6120 | | 481.29 |
| | | | | **Vendor 00731 - Interstate Sales Total:** | **481.29** |
| **Vendor: 02734 - Jonathan Bursky** | | | | | |
| 06/25/2025 | 6001 | HET Rebate (2) | 10-105-6237 | | 400.00 |
| | | | | **Vendor 02734 - Jonathan Bursky Total:** | **400.00** |
| **Vendor: 00993 - KIBS-FM** | | | | | |
| 06/19/2025 | 11468 | Advertising | 10-105-6190 | | 350.00 |
| | | | | **Vendor 00993 - KIBS-FM Total:** | **350.00** |
| **Vendor: 01003 - KMMT-FM** | | | | | |
| 06/18/2025 | 5987 | Advertising | 10-105-6190 | | 500.00 |
| | | | | **Vendor 01003 - KMMT-FM Total:** | **500.00** |

| Payment Date | Payment Number | Description (Item) | Account Number | Project Account Key | Amount |
|---|---|---|---|---|---|
| **Vendor: 01005 - Konecranes, Inc.** | | | | | |
| 06/19/2025 | 11469 | Crane Inspection | 10-330-6145 | | 2,648.25 |
| | | | | **Vendor 01005 - Konecranes, Inc. Total:** | **2,648.25** |
| **Vendor: 01054 - Liebert Cassidy Whitmore** | | | | | |
| 06/05/2025 | 5953 | Legal Services | 10-110-6140 | | 333.00 |
| | | | | **Vendor 01054 - Liebert Cassidy Whitmore Total:** | **333.00** |
| **Vendor: 00052 - Linde Gas & Equipment, Inc.** | | | | | |
| 06/25/2025 | 6002 | Welding Supplies | 10-000-6180 | | 123.13 |
| 06/25/2025 | 6002 | Welding Supplies | 10-000-6180 | | 85.07 |
| 06/25/2025 | 6002 | Welding Supplies | 10-000-6180 | | 85.07 |
| | | | | **Vendor 00052 - Linde Gas & Equipment, Inc. Total:** | **293.27** |
| **Vendor: 01099 - Mammoth Disposal** | | | | | |
| 06/11/2025 | 5973 | Trash Service | 10-000-6100 | | 1,686.30 |
| 06/11/2025 | 5973 | Recycling | 10-000-6100 | | 151.20 |
| 06/11/2025 | 5973 | Recycling | 10-000-6100 | | 140.40 |
| 06/25/2025 | 6003 | Mini-Fridge Disposal | 10-000-6100 | | 36.50 |
| | | | | **Vendor 01099 - Mammoth Disposal Total:** | **2,014.40** |
| **Vendor: 01100 - Mammoth Hospital** | | | | | |
| 06/11/2025 | 5974 | DMV Physical - Villalobos | 10-110-6100 | | 127.40 |
| 06/18/2025 | 5988 | Pre-Employment Physical | 10-110-6100 | | 127.40 |
| | | | | **Vendor 01100 - Mammoth Hospital Total:** | **254.80** |
| **Vendor: 01102 - Mammoth Lakes Contractors Association, Inc.** | | | | | |
| 06/11/2025 | 5975 | Annual Membership Dues | 10-400-6160 | | 175.00 |
| | | | | **Vendor 01102 - Mammoth Lakes Contractors Association, Inc. Total:** | **175.00** |
| **Vendor: 01106 - Mammoth Lock & Key** | | | | | |
| 06/06/2025 | 11448 | Fix Doorknob Lock at Juniper Pump Station | 20-330-6150 | | 254.72 |
| | | | | **Vendor 01106 - Mammoth Lock & Key Total:** | **254.72** |
| **Vendor: 01117 - Mammoth Times** | | | | | |
| 06/12/2025 | 11458 | Job Ads | 10-110-6190 | | 142.47 |
| 06/12/2025 | 11457 | Subscription Renewal | 10-100-6190 | | 64.00 |
| | | | | **Vendor 01117 - Mammoth Times Total:** | **206.47** |
| **Vendor: 01170 - Marzano & Sons** | | | | | |
| 06/05/2025 | 5954 | Aggregate Base Rock | 22-000-1301 | 25W06CM | 257.44 |
| 06/05/2025 | 5954 | Aggregate Rock Base | 22-000-1301 | 25W06CM | 279.14 |
| | | | | **Vendor 01170 - Marzano & Sons Total:** | **536.58** |
| **Vendor: 01183 - McMaster-Carr Supply Co.** | | | | | |
| 06/05/2025 | 5955 | Hand Tools, Caliper, Scriber, Air Hoses | 10-310-6120 | | 1,362.27 |
| 06/05/2025 | 5955 | Sanding Discs, Saw Blades, Cutoff Wheels | 10-310-6180 | | 791.79 |
| 06/05/2025 | 5955 | Wrench Handle | 10-310-6120 | | 66.85 |
| 06/05/2025 | 5955 | Cutoff Wheels, Sanding Discs | 10-310-6180 | | 249.46 |
| 06/05/2025 | 5955 | Conduit, Fittings, HMI Cover | 22-000-1301 | 23W02CM | 334.74 |
| 06/25/2025 | 6004 | Drive Socket Set | 10-310-6120 | | 195.33 |
| 06/25/2025 | 6004 | Brass Fittings | 23-000-1301 | 24WW04CE | 289.21 |
| 06/25/2025 | 6004 | Water Hose | 23-000-1301 | 24WW04CE | 186.31 |
| | | | | **Vendor 01183 - McMaster-Carr Supply Co. Total:** | **3,475.96** |
| **Vendor: 01240 - Mission Linen Supply** | | | | | |
| 06/05/2025 | 5956 | Linen Service | 10-000-6180 | | 1,176.07 |
| | | | | **Vendor 01240 - Mission Linen Supply Total:** | **1,176.07** |
| **Vendor: 01259 - Montrose Environmental Solutions, Inc.** | | | | | |
| 06/19/2025 | 11470 | CARB Consulting | 10-120-6110 | | 142.50 |
| | | | | **Vendor 01259 - Montrose Environmental Solutions, Inc. Total:** | **142.50** |
| **Vendor: 01263 - Mountain Motors Auto Repair** | | | | | |
| 06/05/2025 | 5957 | Routine Maintenance - #2 | 10-400-6155 | | 223.24 |
| 06/05/2025 | 5957 | Routine Maintenance - #19 | 10-400-6155 | | 218.66 |

| Payment Date | Payment Number | Description (Item) | Account Number | Project Account Key | Amount |
|---|---|---|---|---|---|
| 06/05/2025 | 5957 | Routine Maintenance - #119 | 10-400-6155 | | 248.65 |
| 06/05/2025 | 5957 | Routine Maintenance - #111 | 30-240-6155 | | 243.32 |
| 06/05/2025 | 5957 | Routine Maintenance - #3 | 10-400-6155 | | 261.30 |
| 06/18/2025 | 5989 | Front Pads and Rotors - #92 | 20-220-6155 | | 673.46 |
| 06/18/2025 | 5989 | Front and Rear Pads and Rotors - #69 | 20-220-6155 | | 1,269.04 |
| | | | | **Vendor 01263 - Mountain Motors Auto Repair Total:** | **3,137.67** |
| **Vendor: 02726 - Nigro and Nigro, PC** | | | | | |
| 06/11/2025 | 5976 | FY25 Audit Progress Payment | 10-120-6110 | | 12,000.00 |
| | | | | **Vendor 02726 - Nigro and Nigro, PC Total:** | **12,000.00** |
| **Vendor: 01318 - NTU Technologies, Inc.** | | | | | |
| 06/19/2025 | 11471 | 929 Polymer for Recycled Water | 30-240-6179 | | 21,757.42 |
| | | | | **Vendor 01318 - NTU Technologies, Inc. Total:** | **21,757.42** |
| **Vendor: 00609 - Orion** | | | | | |
| 06/04/2025 | DFT0001351 | Deferred Comp 457B Roth (%% ) | 10-000-2161 | | 333.70 |
| 06/04/2025 | DFT0001351 | Deferred Comp 457B Roth (%% ) | 20-000-2161 | | 586.75 |
| 06/04/2025 | DFT0001351 | Deferred Comp 457B Roth (%% ) | 30-000-2161 | | 586.62 |
| 06/04/2025 | DFT0001352 | 457B Roth Deferred Comp (Flat Amount) | 10-000-2161 | | 670.00 |
| 06/04/2025 | DFT0001352 | 457B Roth Deferred Comp (Flat Amount) | 20-000-2161 | | 262.00 |
| 06/04/2025 | DFT0001352 | 457B Roth Deferred Comp (Flat Amount) | 30-000-2161 | | 552.00 |
| 06/04/2025 | DFT0001353 | Deferred Comp 457B (%%) | 10-000-2161 | | 1,926.55 |
| 06/04/2025 | DFT0001353 | Deferred Comp 457B (%%) | 20-000-2161 | | 930.14 |
| 06/04/2025 | DFT0001353 | Deferred Comp 457B (%%) | 30-000-2161 | | 1,429.91 |
| 06/04/2025 | DFT0001354 | 457B Deferred Comp (Flat Amount) | 10-000-2161 | | 8,487.11 |
| 06/04/2025 | DFT0001354 | 457B Deferred Comp (Flat Amount) | 20-000-2161 | | 2,535.21 |
| 06/04/2025 | DFT0001354 | 457B Deferred Comp (Flat Amount) | 30-000-2161 | | 2,337.16 |
| 06/04/2025 | DFT0001359 | 401A Pension | 10-000-2160 | | 20,001.12 |
| 06/04/2025 | DFT0001359 | 457 ER Match | 10-000-2160 | | 1,763.22 |
| 06/04/2025 | DFT0001359 | 457 ER ROTH Match | 10-000-2160 | | 204.33 |
| 06/04/2025 | DFT0001359 | 457 ER ROTH Match | 20-000-2160 | | 110.85 |
| 06/04/2025 | DFT0001359 | 457 ER Match | 20-000-2160 | | 801.22 |
| 06/04/2025 | DFT0001359 | 401A Pension | 20-000-2160 | | 9,612.86 |
| 06/04/2025 | DFT0001359 | 457 ER Match | 30-000-2160 | | 798.07 |
| 06/04/2025 | DFT0001359 | 401A Pension | 30-000-2160 | | 9,584.36 |
| 06/04/2025 | DFT0001359 | 457 ER ROTH Match | 30-000-2160 | | 110.74 |
| 06/18/2025 | DFT0001369 | Deferred Comp 457B Roth (%% ) | 10-000-2161 | | 333.70 |
| 06/18/2025 | DFT0001369 | Deferred Comp 457B Roth (%% ) | 20-000-2161 | | 596.22 |
| 06/18/2025 | DFT0001369 | Deferred Comp 457B Roth (%% ) | 30-000-2161 | | 596.12 |
| 06/18/2025 | DFT0001370 | 457B Roth Deferred Comp (Flat Amount) | 10-000-2161 | | 670.00 |
| 06/18/2025 | DFT0001370 | 457B Roth Deferred Comp (Flat Amount) | 20-000-2161 | | 262.00 |
| 06/18/2025 | DFT0001370 | 457B Roth Deferred Comp (Flat Amount) | 30-000-2161 | | 552.00 |
| 06/18/2025 | DFT0001371 | Deferred Comp 457B (%%) | 10-000-2161 | | 1,946.36 |
| 06/18/2025 | DFT0001371 | Deferred Comp 457B (%%) | 20-000-2161 | | 903.83 |
| 06/18/2025 | DFT0001371 | Deferred Comp 457B (%%) | 30-000-2161 | | 1,383.96 |
| 06/18/2025 | DFT0001372 | 457B Deferred Comp (Flat Amount) | 10-000-2161 | | 8,487.11 |

| Payment Date | Payment Number | Description (Item) | Account Number | Project Account Key | Amount |
|---|---|---|---|---|---|
| 06/18/2025 | DFT0001372 | 457B Deferred Comp (Flat Amount) | 20-000-2161 | | 2,535.25 |
| 06/18/2025 | DFT0001372 | 457B Deferred Comp (Flat Amount) | 30-000-2161 | | 2,337.12 |
| 06/18/2025 | DFT0001377 | 457 ER ROTH Match | 10-000-2160 | | 231.11 |
| 06/18/2025 | DFT0001377 | 457 ER Match | 10-000-2160 | | 1,829.67 |
| 06/18/2025 | DFT0001377 | 401A Pension | 10-000-2160 | | 20,115.65 |
| 06/18/2025 | DFT0001377 | 401A Pension | 20-000-2160 | | 9,521.91 |
| 06/18/2025 | DFT0001377 | 457 ER ROTH Match | 20-000-2160 | | 128.21 |
| 06/18/2025 | DFT0001377 | 457 ER Match | 20-000-2160 | | 787.91 |
| 06/18/2025 | DFT0001377 | 401A Pension | 30-000-2160 | | 9,478.37 |
| 06/18/2025 | DFT0001377 | 457 ER Match | 30-000-2160 | | 783.35 |
| 06/18/2025 | DFT0001377 | 457 ER ROTH Match | 30-000-2160 | | 128.16 |
| | | | | **Vendor 00609 - Orion Total:** | **127,231.93** |
| **Vendor: 02725 - Peter Dach** | | | | | |
| 06/05/2025 | 5958 | HEDW Rebate | 10-105-6237 | | 200.00 |
| | | | | **Vendor 02725 - Peter Dach Total:** | **200.00** |
| **Vendor: 02730 - Proactive Work Health Services** | | | | | |
| 06/18/2025 | 5990 | Pre-Employment Physical | 10-110-6100 | | 85.00 |
| | | | | **Vendor 02730 - Proactive Work Health Services Total:** | **85.00** |
| **Vendor: 01438 - Rich Environmental Services** | | | | | |
| 06/25/2025 | 6005 | Tank Inspection | 10-000-6100 | | 150.00 |
| | | | | **Vendor 01438 - Rich Environmental Services Total:** | **150.00** |
| **Vendor: 02597 - Robert D. Niehaus, Inc.** | | | | | |
| 06/06/2025 | 11449 | Rate Study Progress Payment | 10-120-6110 | | 12,040.00 |
| | | | | **Vendor 02597 - Robert D. Niehaus, Inc. Total:** | **12,040.00** |
| **Vendor: 02728 - Sacha Kang-Chou** | | | | | |
| 06/11/2025 | 5977 | HEDW Rebate | 10-105-6237 | | 200.00 |
| | | | | **Vendor 02728 - Sacha Kang-Chou Total:** | **200.00** |
| **Vendor: 02733 - Sam Garza** | | | | | |
| 06/25/2025 | 6006 | HET Rebate | 10-105-6237 | | 200.00 |
| | | | | **Vendor 02733 - Sam Garza Total:** | **200.00** |
| **Vendor: 02729 - Scott Packham** | | | | | |
| 06/11/2025 | 5978 | HET Rebate (2) | 10-105-6237 | | 400.00 |
| | | | | **Vendor 02729 - Scott Packham Total:** | **400.00** |
| **Vendor: 01589 - SEW Eurodrive** | | | | | |
| 06/05/2025 | 5959 | Gear Motor for Conveyor 3 | 30-240-6145 | | 4,065.63 |
| | | | | **Vendor 01589 - SEW Eurodrive Total:** | **4,065.63** |
| **Vendor: 01617 - Sierra Geotechnical Services** | | | | | |
| 06/05/2025 | 5960 | Compaction Testing and Inspection | 21-000-1301 | 24A02CS | 848.75 |
| | | | | **Vendor 01617 - Sierra Geotechnical Services Total:** | **848.75** |
| **Vendor: 01639 - Snowcreek Athletic Club** | | | | | |
| 06/18/2025 | 5991 | Snowcreek Dues | 10-000-2170 | | 484.00 |
| 06/18/2025 | 5991 | Snowcreek Dues | 20-000-2170 | | 380.52 |
| 06/18/2025 | 5991 | Snowcreek Dues | 30-000-2170 | | 200.48 |
| | | | | **Vendor 01639 - Snowcreek Athletic Club Total:** | **1,065.00** |
| **Vendor: 01650 - Southern California Edison - District** | | | | | |
| 06/05/2025 | 5961 | Electricity | 10-000-6230 | | 4,550.37 |
| 06/05/2025 | 5961 | Electricity | 20-220-6230 | | 9,909.71 |
| 06/05/2025 | 5961 | Electricity | 20-220-6230 | | 6,358.33 |
| 06/05/2025 | 5961 | Electricity | 30-240-6230 | | 2,551.53 |
| | | | | **Vendor 01650 - Southern California Edison - District Total:** | **23,369.94** |
| **Vendor: 01649 - Southern California Edison - Housing** | | | | | |
| 06/05/2025 | 5962 | Electricity - SM55 | 96-000-6115 | | 26.66 |
| | | | | **Vendor 01649 - Southern California Edison - Housing Total:** | **26.66** |

| Payment Date | Payment Number | Description (Item) | Account Number | Project Account Key | Amount |
|---|---|---|---|---|---|
| **Vendor: 01662 - Standard Insurance Company** | | | | | |
| 06/02/2025 | DFT0001366 | Premium Adjustment | 10-000-6020 | | 19.79 |
| 06/30/2025 | DFT0001356 | Long Term | 10-000-2150 | | 513.04 |
| 06/30/2025 | DFT0001356 | Long Term | 20-000-2150 | | 246.80 |
| 06/30/2025 | DFT0001356 | Long Term | 30-000-2150 | | 245.60 |
| 06/30/2025 | DFT0001357 | Short Term | 10-000-2150 | | 80.02 |
| 06/30/2025 | DFT0001357 | Short Term | 20-000-2150 | | 38.65 |
| 06/30/2025 | DFT0001357 | Short Term | 30-000-2150 | | 38.14 |
| 06/30/2025 | DFT0001374 | Long Term | 10-000-2150 | | 515.97 |
| 06/30/2025 | DFT0001374 | Long Term | 20-000-2150 | | 244.36 |
| 06/30/2025 | DFT0001374 | Long Term | 30-000-2150 | | 242.97 |
| 06/30/2025 | DFT0001375 | Short Term | 10-000-2150 | | 80.49 |
| 06/30/2025 | DFT0001375 | Short Term | 20-000-2150 | | 38.31 |
| 06/30/2025 | DFT0001375 | Short Term | 30-000-2150 | | 37.70 |
| | | | | **Vendor 01662 - Standard Insurance Company Total:** | **2,341.84** |
| **Vendor: 02005 - State of California Franchise Tax Board** | | | | | |
| 06/18/2025 | 5992 | XXX | 10-000-2170 | | 50.00 |
| | | | | **Vendor 02005 - State of California Franchise Tax Board Total:** | **50.00** |
| **Vendor: 01701 - Steve's Auto & Truck Parts** | | | | | |
| 06/05/2025 | 5963 | Finance Charge | 10-120-6100 | | 3.41 |
| 06/05/2025 | 5963 | Air Compressor M&R | 22-340-6145 | | 494.24 |
| 06/25/2025 | 6007 | Carwash Soap | 10-000-6180 | | 30.68 |
| | | | | **Vendor 01701 - Steve's Auto & Truck Parts Total:** | **528.33** |
| **Vendor: 02427 - Streamline** | | | | | |
| 06/05/2025 | 5964 | Website Development Software | 10-130-6105 | | 4,620.00 |
| | | | | **Vendor 02427 - Streamline Total:** | **4,620.00** |
| **Vendor: 00004 - Summit Fire & Security** | | | | | |
| 06/06/2025 | 11450 | Dry Valve Rebuild - Labor & Materials | 10-000-6150 | | 3,327.00 |
| 06/06/2025 | 11450 | Cellular Fire Alarm Communicator Installation | 10-000-6150 | | 1,990.00 |
| 06/12/2025 | 11459 | Annual Alarm Monitoring | 10-000-6100 | | 864.00 |
| | | | | **Vendor 00004 - Summit Fire & Security Total:** | **6,181.00** |
| **Vendor: 01762 - Tesco Controls, LLC** | | | | | |
| 06/12/2025 | 11460 | TopView SCADA Alarm Annual Renewal | 10-130-6105 | | 895.00 |
| | | | | **Vendor 01762 - Tesco Controls, LLC Total:** | **895.00** |
| **Vendor: 01770 - The Sheet, Inc.** | | | | | |
| 06/11/2025 | 5979 | Job Ads | 10-110-6190 | | 96.00 |
| 06/11/2025 | 5979 | Advertising | 10-110-6190 | | 468.00 |
| | | | | **Vendor 01770 - The Sheet, Inc. Total:** | **564.00** |
| **Vendor: 01792 - Timberline HOA** | | | | | |
| 06/05/2025 | 5965 | Siding Assessment | 96-000-6115 | | 6,000.00 |
| 06/05/2025 | 5965 | Dues Increase (July - March) | 96-000-6115 | | 360.00 |
| | | | | **Vendor 01792 - Timberline HOA Total:** | **6,360.00** |
| **Vendor: 01821 - Triad/Holmes Associates** | | | | | |
| 06/05/2025 | 5966 | Engineering Services | 23-000-1301 | 21WW06CS | 6,550.00 |
| 06/05/2025 | 5966 | Engineering Services | 23-000-1301 | 21WW06CS | 12,650.00 |
| | | | | **Vendor 01821 - Triad/Holmes Associates Total:** | **19,200.00** |
| **Vendor: 02456 - UES Professional Solutions 30, LLC** | | | | | |
| 06/19/2025 | 11472 | Laurel Pond Study | 30-400-6110 | | 1,322.50 |
| 06/19/2025 | 11472 | GMRP - 4/21/25 - 5/18/25 | 20-000-1106 | | 9,475.14 |
| | | | | **Vendor 02456 - UES Professional Solutions 30, LLC Total:** | **10,797.64** |

| Payment Date | Payment Number | Description (Item) | Account Number | Project Account Key | Amount |
|---|---|---|---|---|---|
| **Vendor: 01833 - United Rentals, Inc.** | | | | | |
| 06/05/2025 | 5967 | Confined Space & Excavation Safety Training | 10-110-6200 | | 6,825.00 |
| | | | | **Vendor 01833 - United Rentals, Inc. Total:** | **6,825.00** |
| **Vendor: 01840 - USA Blue Book** | | | | | |
| 06/26/2025 | 11478 | Discharge Hose | 20-310-6145 | | 290.81 |
| 06/26/2025 | 11478 | Manhole Ladder | 10-310-6120 | | 733.43 |
| | | | | **Vendor 01840 - USA Blue Book Total:** | **1,024.24** |
| **Vendor: 01856 - Verizon Wireless - Data Collectors** | | | | | |
| 06/19/2025 | 11473 | Data Plan for Meter Data Collectors | 20-320-6210 | | 120.88 |
| | | | | **Vendor 01856 - Verizon Wireless - Data Collectors Total:** | **120.88** |
| **Vendor: 01890 - Wells Fargo VISA** | | | | | |
| 06/16/2025 | DFT0001381 | Adobe pro editing software | 10-100-6105 | | 19.99 |
| 06/16/2025 | DFT0001381 | Document editing | 10-100-6105 | | 19.99 |
| 06/16/2025 | DFT0001381 | Adobe | 10-105-6105 | | 239.88 |
| 06/16/2025 | DFT0001381 | Adobe | 10-120-6105 | | 239.88 |
| 06/16/2025 | DFT0001381 | Adobe | 10-120-6105 | | 19.99 |
| 06/16/2025 | DFT0001381 | monthly adobe subscription | 10-200-6105 | | 19.99 |
| 06/16/2025 | DFT0001381 | Adobe monthly subscription | 20-220-6105 | | 19.99 |
| 06/16/2025 | DFT0001381 | monthly subscription | 30-240-6105 | | 12.99 |
| 06/16/2025 | DFT0001381 | EIT Grade 1 Renewal | 10-330-6160 | | 106.00 |
| 06/16/2025 | DFT0001381 | CWEA MEMBERSHIP | 30-320-6160 | | 239.00 |
| 06/16/2025 | DFT0001381 | DirecTV | 10-000-6123 | | 165.99 |
| 06/16/2025 | DFT0001381 | Kitchen supplies | 10-000-6180 | | 25.30 |
| 06/16/2025 | DFT0001381 | Operating supplies | 10-100-6180 | | 49.81 |
| 06/16/2025 | DFT0001381 | Electric mouse trap | 10-105-6180 | | 35.82 |
| 06/16/2025 | DFT0001381 | Renewed CDL driving test | 10-310-6215 | | 200.99 |
| 06/16/2025 | DFT0001381 | New Ee Respirator Fit Test | 10-110-6100 | | 59.00 |
| 06/16/2025 | DFT0001381 | O&M Manager lunch meeting | 10-100-6215 | | 48.00 |
| 06/16/2025 | DFT0001381 | Garrett Higerd CA BPELSG PE license | 10-400-6160 | | 180.00 |
| 06/16/2025 | DFT0001381 | Replacement Air Compressor | 10-330-6120 | | 8,242.86 |
| 06/16/2025 | DFT0001381 | refund for room | 10-310-6220 | | -150.25 |
| 06/16/2025 | DFT0001381 | Accidental Personal Purchase | 10-330-6180 | | 142.45 |
| 06/16/2025 | DFT0001381 | 3 Wall Clocks | 10-000-6120 | | 99.33 |
| 06/16/2025 | DFT0001381 | Spree Degreaser | 10-000-6180 | | 107.74 |
| 06/16/2025 | DFT0001381 | Shop Towels | 10-000-6180 | | 84.03 |
| 06/16/2025 | DFT0001381 | Office Supplies | 10-000-6180 | | 13.06 |
| 06/16/2025 | DFT0001381 | Vehicle Inspection Report Books | 10-000-6180 | | 114.48 |
| 06/16/2025 | DFT0001381 | Ethernet Cables | 10-130-6183 | | 493.99 |
| 06/16/2025 | DFT0001381 | Printer Part | 10-210-6180 | | 13.78 |
| 06/16/2025 | DFT0001381 | Cordless Tool Battery | 10-310-6120 | | 216.58 |
| 06/16/2025 | DFT0001381 | Book | 10-310-6215 | | 24.72 |
| 06/16/2025 | DFT0001381 | Hammer Drill, Angle Grinder | 10-320-6120 | | 452.21 |
| 06/16/2025 | DFT0001381 | Hydraulic Punch Driver | 10-330-6120 | | 1,687.27 |
| 06/16/2025 | DFT0001381 | Blueprint Storage | 10-400-6120 | | 84.03 |
| 06/16/2025 | DFT0001381 | Bulletin Board | 10-400-6120 | | 38.76 |
| 06/16/2025 | DFT0001381 | Mandrel Kit | 22-340-6120 | | 25.85 |
| 06/16/2025 | DFT0001381 | Employee engagement lunch | 10-100-6123 | | 74.10 |
| 06/16/2025 | DFT0001381 | Engineer monitors lvaca | 10-130-6182 | | 524.10 |
| 06/16/2025 | DFT0001381 | Staff BBQ | 10-000-6123 | | 23.59 |
| 06/16/2025 | DFT0001381 | Kitchen supplies | 10-000-6180 | | 6.45 |
| 06/16/2025 | DFT0001381 | Candy for Mammoth Sustainability Fair | 10-105-6190 | | 15.05 |
| 06/16/2025 | DFT0001381 | Training Week Meals | 10-110-6200 | | 68.97 |
| 06/16/2025 | DFT0001381 | Training Week Meals | 10-110-6200 | | 184.59 |
| 06/16/2025 | DFT0001381 | Training Week Meals | 10-110-6200 | | 7.99 |
| 06/16/2025 | DFT0001381 | Training Week Meals | 10-110-6200 | | 1.98 |

| Payment Date | Payment Number | Description (Item) | Account Number | Project Account Key | Amount |
|---|---|---|---|---|---|
| 06/16/2025 | DFT0001381 | Crwa hotel fee | 10-310-6220 | | 55.72 |
| 06/16/2025 | DFT0001381 | Attended CRWA conference | 20-220-6220 | | 310.26 |
| 06/16/2025 | DFT0001381 | wire pulling equipment | 10-330-6120 | | 674.58 |
| 06/16/2025 | DFT0001381 | Staff meeting snacks | 10-000-6123 | | 41.50 |
| 06/16/2025 | DFT0001381 | Conduit, Fitting, Toolbox | 10-330-6120 | | 107.73 |
| 06/16/2025 | DFT0001381 | Conduit, EMT Couplings | 21-000-1301 | 24A02CM | 76.80 |
| 06/16/2025 | DFT0001381 | Fittings, Locknuts | 21-000-1301 | 24A02CM | 23.04 |
| 06/16/2025 | DFT0001381 | Well 1 Back-Up Generator | 22-000-1301 | 25W15CM | 206.51 |
| 06/16/2025 | DFT0001381 | Well 1 Back-Up Generator | 22-000-1301 | 25W15CM | 90.18 |
| 06/16/2025 | DFT0001381 | Well 1 Back-Up Generator | 22-000-1301 | 25W15CM | 72.13 |
| 06/16/2025 | DFT0001381 | Straight Connectors | 23-000-1301 | 24WW04CE | 62.58 |
| 06/16/2025 | DFT0001381 | Conduit, Fitting, Toolbox | 23-000-1301 | 24WW04CE | 435.83 |
| 06/16/2025 | DFT0001381 | Fittings, Locknuts | 23-000-1301 | 24WW04CE | 48.55 |
| 06/16/2025 | DFT0001381 | EMT Connectors | 23-000-1301 | 24WW04CE | 34.37 |
| 06/16/2025 | DFT0001381 | Coffee pods for building | 10-000-6180 | | 37.98 |
| 06/16/2025 | DFT0001381 | Roller Tamp | 10-310-6120 | | 109.35 |
| 06/16/2025 | DFT0001381 | Gate Keypads replacements | 10-330-6145 | | 339.63 |
| 06/16/2025 | DFT0001381 | Credit for Returned Merchandise | 10-000-6180 | | -46.93 |
| 06/16/2025 | DFT0001381 | Cell phone data storage/ management | 10-100-6210 | | 0.99 |
| 06/16/2025 | DFT0001381 | Credit for Returned Merchandise | 10-330-6150 | | -1,160.45 |
| 06/16/2025 | DFT0001381 | Lunch bobby/eric | 10-310-6220 | | 55.26 |
| 06/16/2025 | DFT0001381 | Dinner during CRWA conference | 20-220-6220 | | 21.42 |
| 06/16/2025 | DFT0001381 | Replacement Maple for East Mary LS | 30-320-6145 | | 553.53 |
| 06/16/2025 | DFT0001381 | Replacement Maple for East Mary LS | 30-320-6145 | | 553.53 |
| 06/16/2025 | DFT0001381 | coffee subscription | 10-000-6180 | | 212.52 |
| 06/16/2025 | DFT0001381 | BBQ Supplies | 10-000-6123 | | 360.21 |
| 06/16/2025 | DFT0001381 | Tip for Multiple Training Meals | 10-110-6200 | | 103.99 |
| 06/16/2025 | DFT0001381 | 05/14/2025 Safety Training Box Lunches | 10-110-6200 | | 575.68 |
| 06/16/2025 | DFT0001381 | 05/14/2025 Safety Training Breakfast | 10-110-6200 | | 189.98 |
| 06/16/2025 | DFT0001381 | Vehicle 84 maintenance | 10-100-6155 | | 29.08 |
| 06/16/2025 | DFT0001381 | New Meeting Owl and Accessories | 10-130-6182 | | 5,944.57 |
| 06/16/2025 | DFT0001381 | breakfast for Aaron and Marc | 10-320-6220 | | 57.91 |
| 06/16/2025 | DFT0001381 | Sun guard, for less sun burn. | 10-310-6124 | | 10.76 |
| 06/16/2025 | DFT0001381 | AWWA Compensation Survey | 10-110-6192 | | 419.90 |
| 06/16/2025 | DFT0001381 | Gas for monitor claibration | 20-220-6180 | | 270.93 |
| 06/16/2025 | DFT0001381 | Insect Repellent | 10-000-6180 | | 84.18 |
| 06/16/2025 | DFT0001381 | 3 Months Electricity - SM55 | 96-000-6115 | | 139.66 |
| 06/16/2025 | DFT0001381 | Finance staff lunch | 10-120-6123 | | 69.21 |
| 06/16/2025 | DFT0001381 | Breaker for step screen | 23-000-1301 | 24WW04CE | 527.96 |
| 06/16/2025 | DFT0001381 | Uniform | 10-320-6124 | | 274.95 |
| 06/16/2025 | DFT0001381 | BBQ supplies | 10-000-6123 | | 36.39 |
| 06/16/2025 | DFT0001381 | Kitchen supplies | 10-000-6180 | | 74.67 |
| 06/16/2025 | DFT0001381 | car wash for vehicle 88 | 10-200-6155 | | 12.00 |
| 06/16/2025 | DFT0001381 | Car wash for vehicle 88 | 10-200-6155 | | 12.00 |
| 06/16/2025 | DFT0001381 | Office Supplies | 10-000-6180 | | 76.25 |
| 06/16/2025 | DFT0001381 | Office Supplies | 10-000-6180 | | 26.50 |
| 06/16/2025 | DFT0001381 | Office Supplies | 10-000-6180 | | 139.49 |
| 06/16/2025 | DFT0001381 | Office Supplies | 10-000-6180 | | 90.54 |
| 06/16/2025 | DFT0001381 | Starlink | 10-130-6211 | | 120.00 |
| 06/16/2025 | DFT0001381 | Lunch during CRW… | 20-220-6220 | | 23.03 |
| 06/16/2025 | DFT0001381 | sewer line repair couplings | 30-310-6145 | | 924.00 |
| 06/16/2025 | DFT0001381 | work shirts | 10-300-6124 | | 169.00 |

| Payment Date | Payment Number | Description (Item) | Account Number | Project Account Key | Amount |
|---|---|---|---|---|---|
| 06/16/2025 | DFT0001381 | Snow Melt Cable | 21-000-1301 | 24A02CM | 664.85 |
| 06/16/2025 | DFT0001381 | Annual TOML Encroachment Permit | 22-000-1301 | 25W01CO | 1,000.00 |
| 06/16/2025 | DFT0001381 | bobby work shirts | 10-310-6124 | | 126.62 |
| 06/16/2025 | DFT0001381 | Work Clothes | 10-330-6124 | | 521.53 |
| 06/16/2025 | DFT0001381 | Twin Lakes PRV | 22-000-1301 | 23W02CM | 79.39 |
| 06/16/2025 | DFT0001381 | Fiber, switches, and LPR camera | 10-130-6183 | | 2,928.27 |
| 06/16/2025 | DFT0001381 | Service Fees & Shipping Charges | 10-000-6185 | | 22.94 |
| 06/16/2025 | DFT0001381 | Service Fees & Shipping Charges | 10-000-6185 | | 18.00 |
| 06/16/2025 | DFT0001381 | Service Fee & Shipping Charges | 10-000-6185 | | 21.29 |
| 06/16/2025 | DFT0001381 | Service Fee & Shipping Charges | 10-000-6185 | | 21.29 |
| 06/16/2025 | DFT0001381 | Service Fees & Shipping Charges | 10-000-6185 | | 26.24 |
| 06/16/2025 | DFT0001381 | Service Fees & Shipping Charges | 10-000-6185 | | 38.85 |
| 06/16/2025 | DFT0001381 | Service Fees & Shipping Charges | 10-000-6185 | | 26.66 |
| 06/16/2025 | DFT0001381 | Service Fees & Shipping Charges | 10-210-6185 | | 211.67 |
| 06/16/2025 | DFT0001381 | Service Fees & Shipping Charges | 10-210-6185 | | 20.02 |
| 06/16/2025 | DFT0001381 | Service Fee & Shipping Charges | 10-210-6185 | | 15.82 |
| 06/16/2025 | DFT0001381 | Service Fees & Shipping Charges | 10-210-6185 | | 95.61 |
| 06/16/2025 | DFT0001381 | Service Fees & Shipping Charges | 10-210-6185 | | 123.76 |
| 06/16/2025 | DFT0001381 | Service Fees & Shipping Charges | 10-310-6120 | | 17.30 |
| 06/16/2025 | DFT0001381 | Service Fees & Shipping Charges | 10-310-6145 | | 241.89 |
| 06/16/2025 | DFT0001381 | BBQ Supplies | 10-000-6123 | | 10.97 |
| 06/16/2025 | DFT0001381 | Bbq | 10-000-6123 | | 111.72 |
| 06/16/2025 | DFT0001381 | Staff BBQ | 10-000-6123 | | 173.01 |
| 06/16/2025 | DFT0001381 | Staff Meeting snacks | 10-000-6123 | | 28.17 |
| 06/16/2025 | DFT0001381 | Staff BBQ | 10-000-6123 | | 47.77 |
| 06/16/2025 | DFT0001381 | Staff Meeting snacks | 10-000-6123 | | 59.91 |
| 06/16/2025 | DFT0001381 | Drinks and ice - May BBQ | 10-000-6123 | | 60.23 |
| 06/16/2025 | DFT0001381 | May 2025 BBQ | 10-000-6123 | | 76.08 |
| 06/16/2025 | DFT0001381 | BBQ Supplies | 10-000-6123 | | 97.55 |
| 06/16/2025 | DFT0001381 | BBQ Supplies | 10-000-6123 | | 100.08 |
| 06/16/2025 | DFT0001381 | Board meeting snacks | 10-100-6215 | | 73.89 |
| 06/16/2025 | DFT0001381 | 5/15 Training Refreshments | 10-110-6200 | | 67.39 |
| 06/16/2025 | DFT0001381 | Training Meals | 10-110-6200 | | 31.74 |
| 06/16/2025 | DFT0001381 | Coffee for Training | 10-110-6200 | | 13.99 |
| 06/16/2025 | DFT0001381 | salt and water bottle | 10-310-6180 | | 10.05 |
| 06/16/2025 | DFT0001381 | Ice for sample compositor | 30-210-6180 | | 6.54 |
| 06/16/2025 | DFT0001381 | boots (2 temp crew) and pants for KW | 10-310-6124 | | 270.18 |
| 06/16/2025 | DFT0001381 | hoodies for RG, boots and hoodie for BL | 10-310-6124 | | 452.49 |
| 06/16/2025 | DFT0001381 | Safety footwear for summer crew | 22-340-6124 | | 195.58 |
| 06/16/2025 | DFT0001381 | boots (2 temp crew) and pants for KW | 22-340-6124 | | 340.00 |
| 06/16/2025 | DFT0001381 | Lunch meeting with MLFD Chief | 10-100-6215 | | 48.06 |
| 06/16/2025 | DFT0001381 | Water course transcript | 10-330-6215 | | 8.00 |
| 06/16/2025 | DFT0001381 | Part 2 Class for Dustin - Grade 2 | 30-240-6215 | | 55.00 |
| 06/16/2025 | DFT0001381 | Computer headphones | 10-130-6182 | | 29.45 |

| Payment Date | Payment Number | Description (Item) | Account Number | Project Account Key | Amount |
|---|---|---|---|---|---|
| 06/16/2025 | DFT0001381 | Rigging Supplies | 10-330-6120 | | 1,732.65 |
| 06/16/2025 | DFT0001381 | Credit for Purchase Made in Error | 10-320-6215 | | -34.96 |
| 06/16/2025 | DFT0001381 | Virtual Meetings and Recordings | 10-000-6215 | | 40.00 |
| 06/16/2025 | DFT0001381 | Gasket Sealant | 10-000-1200 | | 106.56 |
| 06/16/2025 | DFT0001381 | Flagger Training for Temps | 10-110-6200 | | 175.50 |
| 06/16/2025 | DFT0001381 | Probe Calibration Standards (1 of 2) | 30-240-6180 | | 479.50 |
| 06/16/2025 | DFT0001381 | Coffee, Paper Goods, Detergent | 10-000-6180 | | 222.69 |
| 06/16/2025 | DFT0001381 | Tissues | 10-000-6180 | | 49.55 |
| 06/16/2025 | DFT0001381 | Coffee, Paper Goods, Detergent | 10-000-6180 | | 186.36 |
| | | | | **Vendor 01890 - Wells Fargo VISA Total:** | **39,527.47** |
| **Vendor: 02716 - Western Industrial Parts, Inc.** | | | | | |
| 06/11/2025 | 5980 | Nuts, Bolts, Washers, Screws, etc. | 10-000-6180 | | 1,194.45 |
| | | | | **Vendor 02716 - Western Industrial Parts, Inc. Total:** | **1,194.45** |
| **Vendor: 01900 - Western Nevada Supply Company** | | | | | |
| 06/06/2025 | 11451 | 2" ARI Relief Valves | 22-000-1301 | 25W06CM | 15,608.23 |
| 06/06/2025 | 11451 | Meter Pits | 10-000-1200 | | 7,390.79 |
| 06/06/2025 | 11451 | DI Spool | 30-320-6145 | | 448.24 |
| 06/12/2025 | 11461 | Brass Fittings | 10-000-1200 | | 367.47 |
| 06/12/2025 | 11461 | Curb Stops | 10-000-1200 | | 3,995.37 |
| 06/19/2025 | 11474 | Coupling | 30-320-6145 | | 88.89 |
| 06/26/2025 | 11479 | 12" Ductile Iron for Inventory | 10-000-1200 | | 4,614.16 |
| 06/26/2025 | 11479 | Valve Caps | 10-000-1200 | | 648.55 |
| 06/26/2025 | 11479 | Valve Caps | 10-000-1200 | | 110.64 |
| 06/26/2025 | 11479 | Curb Stop | 10-000-1200 | | 443.93 |
| 06/26/2025 | 11479 | Tapping Sleeves | 20-310-6145 | | 3,942.96 |
| | | | | **Vendor 01900 - Western Nevada Supply Company Total:** | **37,659.23** |
| **Vendor: 02727 - Wyatt Simmons** | | | | | |
| 06/11/2025 | 5981 | HECW Rebate | 10-105-6237 | | 400.00 |
| | | | | **Vendor 02727 - Wyatt Simmons Total:** | **400.00** |
| **Vendor: 02637 - Zero dB Communications, LLC** | | | | | |
| 06/25/2025 | 6008 | Fiber Splicing & Terminations - Materials | 10-130-6183 | | 3,100.00 |
| | | | | **Vendor 02637 - Zero dB Communications, LLC Total:** | **3,100.00** |
| | | | | **Grand Total:** | **1,082,676.24** |

# Report Summary

## Fund Summary

| Fund | Payment Amount |
|---|---|
| 10 - Administration | 309,814.69 |
| 20 - Water Operations | 118,655.12 |
| 21 - Admin Capital Replacement | 40,438.05 |
| 22 - Water Capital Replacement | 31,334.06 |
| 23 - Wastewater Capital Replacement | 138,995.34 |
| 30 - Wastewater Operations | 436,912.66 |
| 96 - New Enterprise | 6,526.32 |
| **Grand Total:** | **1,082,676.24** |

## Account Summary

| Account Number | Account Name | Payment Amount |
|---|---|---|
| 10-000-1200 | Inventory - Warehouse | 27,556.01 |
| 10-000-2150 | Ee Insurance Benefits Pa… | 48,391.48 |
| 10-000-2151 | Health Saving Acct. Paya… | 795.86 |
| 10-000-2160 | Pension Contribution Pa… | 44,145.10 |
| 10-000-2161 | Ee Deferred Comp Contr… | 22,854.53 |
| 10-000-2170 | Employee Deductions - … | 738.96 |
| 10-000-2200 | Payroll Taxes - Federal | 29,604.34 |
| 10-000-2210 | Payroll Taxes - State | 11,880.56 |
| 10-000-6020 | Employee Benefits - Gro… | 3,677.41 |
| 10-000-6100 | Outside Services | 3,028.40 |
| 10-000-6120 | Operating Tools/Equipm… | 99.33 |
| 10-000-6123 | Employee Engagement | 1,393.17 |
| 10-000-6150 | M & R - Buildings | 8,399.84 |
| 10-000-6180 | Operating Supplies | 6,249.11 |
| 10-000-6185 | Postage/Freight | 175.27 |
| 10-000-6210 | Telephone | 1,190.48 |
| 10-000-6215 | Training & Meetings | 40.00 |
| 10-000-6230 | Utilities - Electric | 4,550.37 |
| 10-100-6105 | Software Licenses/Agre… | 39.98 |
| 10-100-6123 | Employee Engagement | 74.10 |
| 10-100-6140 | Legal Services | 1,202.50 |
| 10-100-6155 | M & R - Vehicles | 29.08 |
| 10-100-6180 | Operating Supplies | 49.81 |
| 10-100-6190 | Advertising Publications… | 64.00 |
| 10-100-6210 | Telephone | 0.99 |
| 10-100-6215 | Training & Meetings | 169.95 |
| 10-105-6105 | Software Licenses/Agre… | 239.88 |
| 10-105-6180 | Operating Supplies | 35.82 |
| 10-105-6190 | Advertising Publications… | 865.05 |
| 10-105-6237 | Water Conservation | 2,000.00 |
| 10-110-6100 | Outside Services | 398.80 |
| 10-110-6110 | Professional Services | 2,295.00 |
| 10-110-6140 | Legal Services | 333.00 |
| 10-110-6190 | Advertising Publications… | 706.47 |
| 10-110-6192 | Books & Subscriptions | 419.90 |
| 10-110-6200 | Safety | 8,246.80 |
| 10-120-6100 | Outside Services | 2,279.87 |
| 10-120-6105 | Software Licenses/Agre… | 259.87 |
| 10-120-6110 | Professional Services | 25,182.50 |
| 10-120-6123 | Employee Engagement | 69.21 |
| 10-130-6105 | Software Licenses/Agre… | 5,860.00 |
| 10-130-6106 | IT Services | 3,356.66 |
| 10-130-6182 | Peripherals | 6,812.12 |
| 10-130-6183 | IT Network | 6,522.26 |
| 10-130-6211 | Internet Service | 2,448.49 |
| 10-200-6105 | Software Licenses/Agre… | 19.99 |

## Account Summary

| Account Number | Account Name | Payment Amount |
|---|---|---|
| 10-200-6155 | M & R - Vehicles | 24.00 |
| 10-210-6111 | Outside Lab Services | 59.45 |
| 10-210-6180 | Operating Supplies | 13.78 |
| 10-210-6185 | Postage/Freight | 466.88 |
| 10-300-6124 | Employee Uniform | 169.00 |
| 10-300-6155 | M & R - Vehicles | 2.67 |
| 10-310-6120 | Operating Tools/Equipm… | 3,077.66 |
| 10-310-6124 | Employee Uniform | 908.05 |
| 10-310-6145 | M & R - Line Repair/Equi… | 241.89 |
| 10-310-6180 | Operating Supplies | 1,529.04 |
| 10-310-6215 | Training & Meetings | 225.71 |
| 10-310-6220 | Travel Expenses | -39.27 |
| 10-320-6120 | Operating Tools/Equipm… | 813.00 |
| 10-320-6124 | Employee Uniform | 274.95 |
| 10-320-6180 | Operating Supplies | 23.26 |
| 10-320-6215 | Training & Meetings | -34.96 |
| 10-320-6220 | Travel Expenses | 57.91 |
| 10-330-6120 | Operating Tools/Equipm… | 12,542.23 |
| 10-330-6124 | Employee Uniform | 521.53 |
| 10-330-6145 | M & R - Line Repair/Equi… | 2,987.88 |
| 10-330-6150 | M & R - Buildings | -1,101.42 |
| 10-330-6160 | Memberships/Certificati… | 106.00 |
| 10-330-6180 | Operating Supplies | 686.99 |
| 10-330-6215 | Training & Meetings | 8.00 |
| 10-400-6120 | Operating Tools/Equipm… | 191.29 |
| 10-400-6155 | M & R - Vehicles | 951.85 |
| 10-400-6160 | Memberships/Certificati… | 355.00 |
| 20-000-1106 | A/R - Other | 9,475.14 |
| 20-000-2150 | Ee Insurance Benefits Pa… | 24,127.51 |
| 20-000-2160 | Pension Contribution Pa… | 20,962.96 |
| 20-000-2161 | Ee Deferred Comp Contr… | 8,611.40 |
| 20-000-2170 | Employee Deductions - … | 824.10 |
| 20-000-2200 | Payroll Taxes - Federal | 15,026.12 |
| 20-000-2210 | Payroll Taxes - State | 5,059.19 |
| 20-210-6111 | Outside Lab Services | 653.73 |
| 20-220-6105 | Software Licenses/Agre… | 19.99 |
| 20-220-6145 | M & R - Line Repair/Equi… | 132.42 |
| 20-220-6155 | M & R - Vehicles | 1,942.50 |
| 20-220-6180 | Operating Supplies | 282.06 |
| 20-220-6220 | Travel Expenses | 354.71 |
| 20-220-6230 | Utilities - Electric | 16,268.04 |
| 20-230-6179 | Operating Chemicals | 9,292.36 |
| 20-230-6180 | Operating Supplies | 854.67 |
| 20-310-6145 | M & R - Line Repair/Equi… | 4,388.07 |
| 20-320-6210 | Telephone | 120.88 |
| 20-330-6150 | M & R - Buildings | 259.27 |
| 21-000-1301 | Construction in Progress | 40,438.05 |
| 22-000-1301 | Construction in Progress | 21,092.41 |
| 22-000-1317 | Equipment | 596.50 |
| 22-000-6165 | Permit Meters | 8,108.19 |
| 22-340-6120 | Operating Tools/Equipm… | 507.14 |
| 22-340-6124 | Employee Uniform | 535.58 |
| 22-340-6145 | M & R - Line Repair/Equi… | 494.24 |
| 23-000-1301 | Construction in Progress | 138,398.84 |
| 23-000-1317 | Equipment | 596.50 |
| 30-000-2150 | Ee Insurance Benefits Pa… | 24,104.24 |
| 30-000-2160 | Pension Contribution Pa… | 20,883.05 |
| 30-000-2161 | Ee Deferred Comp Contr… | 9,774.89 |

## Account Summary

| Account Number | Account Name | Payment Amount |
|---|---|---|
| 30-000-2170 | Employee Deductions - … | 568.91 |
| 30-000-2200 | Payroll Taxes - Federal | 15,572.95 |
| 30-000-2210 | Payroll Taxes - State | 5,123.28 |
| 30-210-6111 | Outside Lab Services | 1,000.72 |
| 30-210-6180 | Operating Supplies | 1,370.88 |
| 30-240-6100 | Outside Services | 9,703.49 |
| 30-240-6102 | Sludge Disposal | 2,161.72 |
| 30-240-6105 | Software Licenses/Agre… | 12.99 |
| 30-240-6145 | M & R - Line Repair/Equi… | 312,989.91 |
| 30-240-6155 | M & R - Vehicles | 243.32 |
| 30-240-6179 | Operating Chemicals | 21,757.42 |
| 30-240-6180 | Operating Supplies | 536.63 |
| 30-240-6215 | Training & Meetings | 55.00 |
| 30-240-6230 | Utilities - Electric | 2,551.53 |
| 30-310-6120 | Operating Tools/Equipm… | 4,372.04 |
| 30-310-6145 | M & R - Line Repair/Equi… | 924.00 |
| 30-320-6145 | M & R - Line Repair/Equi… | 1,644.19 |
| 30-320-6160 | Memberships/Certificati… | 239.00 |
| 30-400-6110 | Professional Services | 1,322.50 |
| 96-000-6115 | Employee Housing Expe… | 6,526.32 |
| | **Grand Total:** | **1,082,676.24** |

## Project Account Summary

| Project Account Key | Payment Amount |
|---|---|
| **None** | 882,746.94 |
| 21WW06CS | 19,200.00 |
| 23W02CM | 414.13 |
| 24A01MS | 37,989.30 |
| 24A02CM | 1,282.35 |
| 24A02CS | 1,166.40 |
| 24WW04CE | 119,187.60 |
| 25W01CM | 160.25 |
| 25W01CO | 1,000.00 |
| 25W06CM | 19,149.21 |
| 25W15CM | 368.82 |
| 25WW03CS | 11.24 |
| **Grand Total:** | **1,082,676.24** |

| Merchant Name | Account | Cardholder | Amount | Description |
|---|---|---|---|---|
| Adobe | 10-120-6105 | M. Bretz | 19.99 | Adobe |
| Adobe | 10-120-6105 | H. Christensen | 239.88 | Adobe |
| Adobe | 20-220-6105 | E. Solomon | 19.99 | Adobe monthly subscription |
| Adobe | 10-100-6105 | M. Busby | 19.99 | Adobe pro editing software |
| Adobe | 10-100-6105 | S. Hake | 19.99 | Document editing |
| Adobe | 10-200-6105 | C. Murray | 19.99 | monthly adobe subscription |
| Adobe | 30-240-6105 | S. Sornoso | 12.99 | monthly subscription |
| Adobe | 10-105-6105 | M. Draper | 239.88 | Adobe |
| **Adobe Total** | | | **592.70** | |
| Amazon | 10-000-6180 | M. Vendors | (46.93) | Credit for Returned Merchandise |
| Amazon | 10-000-6120 | M. Vendors | 99.33 | 3 Wall Clocks |
| Amazon | 10-400-6120 | M. Vendors | 84.03 | Blueprint Storage |
| Amazon | 10-310-6215 | M. Vendors | 24.72 | Book |
| Amazon | 10-400-6120 | M. Vendors | 38.76 | Bulletin Board |
| Amazon | 10-310-6120 | M. Vendors | 216.58 | Cordless Tool Battery |
| Amazon | 10-130-6183 | M. Vendors | 493.99 | Ethernet Cables |
| Amazon | 10-320-6120 | M. Vendors | 452.21 | Hammer Drill, Angle Grinder |
| Amazon | 10-330-6120 | M. Vendors | 1,687.27 | Hydraulic Punch Driver |
| Amazon | 22-340-6120 | M. Vendors | 25.85 | Mandrel Kit |
| Amazon | 10-000-6180 | M. Vendors | 13.06 | Office Supplies |
| Amazon | 10-210-6180 | M. Vendors | 13.78 | Printer Part |
| Amazon | 10-000-6180 | M. Vendors | 84.03 | Shop Towels |
| Amazon | 10-000-6180 | M. Vendors | 107.74 | Spree Degreaser |
| Amazon | 10-000-6180 | M. Vendors | 114.48 | Vehicle Inspection Report Books |
| **Amazon Total** | | | **3,408.90** | |
| Apple.Com | 10-100-6210 | M. Busby | 0.99 | Cell phone data storage/ management |
| **Apple.Com Total** | | | **0.99** | |
| AWWA | 10-110-6192 | C. Weibert | 419.90 | AWWA Compensation Survey |
| **AWWA Total** | | | **419.90** | |
| Azul | 20-220-6220 | E. Solomon | 23.03 | Lunch during CRWA conference |
| **Azul Total** | | | **23.03** | |
| Brunt | 10-310-6200 | K. Weiland | 340.00 | boots (2 temp crew) and pants for KW |
| Brunt | 10-310-6124 | K. Weiland | 270.18 | boots (2 temp crew) and pants for KW |
| Brunt | 10-310-6124 | R. Larson | 452.49 | hoodies for RG, boots and hoodie for BL |
| Brunt | 22-340-6200 | R. Motley | 195.58 | Safety footwear for summer crew |
| **Brunt Total** | | | **1,258.25** | |
| Clicksafety | 10-110-6200 | M. Reeves | 175.50 | Flagger Training for Temps |
| **Clicksafety Total** | | | **175.50** | |
| Core & Main | 30-240-6180 | S. Sornoso | 479.50 | it came in two shipments 1 of 2 |
| **Core & Main Total** | | | **479.50** | |
| Costco | 10-000-6180 | M. Vendors | 186.36 | Coffee, Paper Goods, Detergent |
| Costco | 10-000-6180 | M. Vendors | 222.69 | Coffee, Paper Goods, Detergent |
| Costco | 10-000-6180 | M. Vendors | 49.55 | Tissues |
| **Costco Total** | | | **458.60** | |
| CWEA | 30-320-6160 | A. Derue | 239.00 | CWEA MEMBERSHIP |
| CWEA | 10-330-6160 | D. Pijuan | 106.00 | EIT Grade 1 Renewal |
| **CWEA Total** | | | **345.00** | |

| | | | | |
|---|---|---|---|---|
| DirecTV | 10-000-6123 | M. Vendors | 165.99 | DirecTV |
| **DirecTV Total** | | | **165.99** | |
| DIY | 10-105-6120 | C. Bundesen | 35.82 | Electric mouse trap |
| DIY | 10-000-6180 | S. Hake | 25.30 | Kitchen supplies |
| DIY | 10-100-6180 | M. Busby | 49.81 | Operating supplies |
| **DIY Total** | | | **110.93** | |
| Driving-Tests | 10-310-6215 | D. Garcia | 200.99 | Renewed CDL driving test |
| **Driving-Tests Total** | | | **200.99** | |
| Drug Screen | 10-110-6100 | C. Weibert | 59.00 | New Ee Respirator Fit Test |
| **Drug Screen Total** | | | **59.00** | |
| El Charro | 10-100-6215 | M. Busby | 48.00 | O&M Manager lunch meeting |
| **El Charro Total** | | | **48.00** | |
| Engineers Bd | 10-400-6160 | G. Higerd | 180.00 | Garrett Higerd CA BPELSG PE license |
| **Engineers Bd Total** | | | **180.00** | |
| Equip Direct | 10-330-6120 | M. Vendors | 8,242.86 | Replacement Air Compressor |
| **Equip Direct Total** | | | **8,242.86** | |
| Extendedstay | 10-310-6220 | R. Larson | (150.25) | refund for room |
| **Extendedstay Total** | | | **(150.25)** | |
| Flo | 10-330-6180 | D. Pijuan | 142.45 | Accidental Personal Purchase |
| **Flo Total** | | | **142.45** | |
| Good Life | 10-100-6123 | M. Busby | 74.10 | Employee engagement lunch |
| **Good Life Total** | | | **74.10** | |
| Govconnection | 10-130-6182 | J. Mulbay | 524.10 | Engineer monitors lvaca |
| **Govconnection Total** | | | **524.10** | |
| Grocery Outlet | 10-105-6190 | C. Bundesen | 15.05 | Candy for Mammoth Sustainability Fair |
| Grocery Outlet | 10-000-6180 | S. Hake | 6.45 | Kitchen supplies |
| Grocery Outlet | 10-000-6123 | J. Mulbay | 23.59 | Staff BBQ |
| Grocery Outlet | 10-110-6200 | M. Reeves | 1.98 | Training Week Meals |
| Grocery Outlet | 10-110-6200 | M. Reeves | 68.97 | Training Week Meals |
| Grocery Outlet | 10-110-6200 | M. Reeves | 7.99 | Training Week Meals |
| Grocery Outlet | 10-110-6200 | M. Reeves | 184.59 | Training Week Meals |
| **Grocery Outlet Total** | | | **308.62** | |
| Harveys Casino | 20-220-6220 | E. Solomon | 310.26 | Attended CRWA conference |
| Harveys Casino | 10-310-6220 | R. Larson | 55.72 | Crwa hotel fee |
| **Harveys Casino Total** | | | **365.98** | |
| Haus Of Tools | 10-330-6120 | R. Motley | 674.58 | wire pulling equipment |
| **Haus Of Tools Total** | | | **674.58** | |
| Hing's Donuts | 10-000-6123 | R. Motley | 41.50 | Staff meeting snacks |
| **Hing's Donuts Total** | | | **41.50** | |
| Home Depot | 21-000-1301 | M. Vendors | 76.80 | Conduit, EMT Couplings |
| Home Depot | 23-000-1301 | M. Vendors | 435.83 | Conduit, Fitting, Toolbox |
| Home Depot | 10-330-6120 | M. Vendors | 107.73 | Conduit, Fitting, Toolbox |
| Home Depot | 23-000-1301 | M. Vendors | 34.37 | EMT Connectors |
| Home Depot | 21-000-1301 | M. Vendors | 23.04 | Fittings, Locknuts |
| Home Depot | 23-000-1301 | M. Vendors | 48.55 | Fittings, Locknuts |
| Home Depot | 23-000-1301 | M. Vendors | 62.58 | Straight Connectors |
| Home Depot | 22-000-1301 | D. Pijuan | 90.18 | Well 1 Back-Up Generator |
| Home Depot | 20-000-1301 | D. Pijuan | 72.13 | Well 1 Back-Up Generator |
| Home Depot | 20-000-1301 | D. Pijuan | 206.51 | Well 1 Back-Up Generator |

| | | | | |
|---|---|---|---|---|
| **Home Depot Total** | | | **1,157.72** | |
| Keurig | 10-000-6180 | R. Motley | 37.98 | Coffee pods for building |
| **Keurig Total** | | | **37.98** | |
| Kraft Tools | 10-310-6120 | M. Vendors | 109.35 | Roller Tamp |
| **Kraft Tools Total** | | | **109.35** | |
| LA Ornamental | 10-000-6150 | R. Motley | 339.63 | Gate Keypads replacements |
| **LA Ornamental Total** | | | **339.63** | |
| Lowes | 10-330-6150 | S. Hake | (1,160.45) | Credit for Returned Merchandise |
| **Lowes Total** | | | **(1,160.45)** | |
| Lucky Beaver | 20-220-6220 | E. Solomon | 21.42 | Dinner during CRWA conference |
| Lucky Beaver | 10-310-6220 | R. Larson | 55.26 | Lunch bobby/eric |
| **Lucky Beaver Total** | | | **76.68** | |
| Maple Systems | 30-320-6145 | D. Pijuan | 553.53 | Replacement Maple for East Mary LS |
| Maple Systems | 10-330-6180 | D. Pijuan | 553.53 | Replacement Maple for East Mary LS |
| **Maple Systems Total** | | | **1,107.06** | |
| Mistobox | 10-000-6180 | R. Motley | 212.52 | coffee subscription |
| **Mistobox Total** | | | **212.52** | |
| Mmth Butcher | 10-000-6123 | M. Bretz | 360.21 | BBQ Supplies |
| **Mmth Butcher Total** | | | **360.21** | |
| Old NY Deli | 10-110-6200 | M. Reeves | 575.68 | 05/14/2025 Safety Training Box Lunches |
| Old NY Deli | 10-110-6200 | M. Reeves | 189.98 | 05/14/2025 Safety Training Breakfast |
| Old NY Deli | 10-110-6200 | L. Block | 103.99 | Tip for Multiple Training Meals |
| **Old NY Deli Total** | | | **869.65** | |
| O'Reilly | 10-100-6155 | M. Busby | 29.08 | Vehicle 84 maintenance |
| **O'Reilly Total** | | | **29.08** | |
| Owl Labs | 10-130-6182 | M. Vendors | 5,944.57 | New Meeting Owl and Accessories |
| **Owl Labs Total** | | | **5,944.57** | |
| Peg's | 10-320-6220 | M. Hannon | 57.91 | breakfast for Aaron and Marc |
| **Peg's Total** | | | **57.91** | |
| Rite Aid | 10-310-6124 | D. Garcia | 10.76 | Sun guard, for less sun burn. |
| **Rite Aid Total** | | | **10.76** | |
| Safety Supply | 20-220-6180 | E. Solomon | 270.93 | Gas for monitor claibration |
| **Safety Supply Total** | | | **270.93** | |
| Safewerks | 10-000-6180 | A. Larson | 84.18 | Insect Repellent |
| **Safewerks Total** | | | **84.18** | |
| SCE | 96-000-6115 | M. Vendors | 139.66 | 3 Months Electricity - SM55 |
| **SCE Total** | | | **139.66** | |
| Sierra Fruit | 10-120-6123 | J. Beatty | 69.21 | Finance staff lunch |
| **Sierra Fruit Total** | | | **69.21** | |
| Simply Breakers | 23-000-1301 | D. Pijuan | 527.96 | Breaker for step screen |
| **Simply Breakers Total** | | | **527.96** | |
| Skips Boots | 10-320-6124 | A. Derue | 274.95 | Uniform |
| **Skips Boots Total** | | | **274.95** | |
| Smart And Final | 10-000-6180 | R. Motley | 36.39 | BBQ supplies |
| Smart And Final | 10-000-6180 | S. Hake | 74.67 | Kitchen supplies |
| **Smart And Final Total** | | | **111.06** | |
| Speedway | 10-200-6155 | C. Murray | 12.00 | Car wash for vehicle 88 |
| Speedway | 10-200-6155 | C. Murray | 12.00 | car wash for vehicle 88 |
| **Speedway Total** | | | **24.00** | |

| | | | | |
|---|---|---|---|---|
| Staples | 10-000-6180 | L. Block | 76.25 | Office Supplies |
| Staples | 10-000-6180 | L. Block | 26.50 | Office Supplies |
| Staples | 10-000-6180 | L. Block | 90.54 | Office Supplies |
| Staples | 10-000-6180 | L. Block | 139.49 | Office Supplies |
| **Staples Total** | | | **332.78** | |
| Starlink | 10-130-6211 | M. Vendors | 120.00 | Starlink |
| **Starlink Total** | | | **120.00** | |
| Supplystop | 30-310-6145 | K. Weiland | 924.00 | sewer line repair couplings |
| **Supplystop Total** | | | **924.00** | |
| Texas Standard | 10-300-6124 | R. Motley | 169.00 | work shirts |
| **Texas Standard Total** | | | **169.00** | |
| Thermosoft | 21-400-6150 | N. Ferguson | 664.85 | Snow Melt Cable |
| **Thermosoft Total** | | | **664.85** | |
| TOML | 22-400-6205 | D. Carlson | 1,000.00 | Annual TOML Encroachment Permit |
| **TOML Total** | | | **1,000.00** | |
| Tractor Supply | 10-310-6124 | R. Larson | 126.62 | bobby work shirts |
| **Tractor Supply Total** | | | **126.62** | |
| Truewerk | 10-330-6124 | D. Pijuan | 521.53 | Work Clothes |
| **Truewerk Total** | | | **521.53** | |
| U.S. Solid | 22-000-1301 | D. Pijuan | 79.39 | Twin Lakes PRV |
| **U.S. Solid Total** | | | **79.39** | |
| UI.Com | 10-130-6183 | J. Mulbay | 2,928.27 | Fiber, switches, and LPR camera |
| **UI.Com Total** | | | **2,928.27** | |
| UPS | 10-000-6185 | M. Vendors | 21.29 | Service Fee & Shipping Charges |
| UPS | 10-210-6185 | M. Vendors | 15.82 | Service Fee & Shipping Charges |
| UPS | 10-000-6185 | M. Vendors | 21.29 | Service Fee & Shipping Charges |
| UPS | 10-310-6120 | M. Vendors | 17.30 | Service Fees & Shipping Charges |
| UPS | 10-210-6185 | M. Vendors | 211.67 | Service Fees & Shipping Charges |
| UPS | 10-000-6185 | M. Vendors | 26.24 | Service Fees & Shipping Charges |
| UPS | 10-000-6185 | M. Vendors | 38.85 | Service Fees & Shipping Charges |
| UPS | 10-000-6185 | M. Vendors | 18.00 | Service Fees & Shipping Charges |
| UPS | 10-210-6185 | M. Vendors | 95.61 | Service Fees & Shipping Charges |
| UPS | 10-310-6145 | M. Vendors | 241.89 | Service Fees & Shipping Charges |
| UPS | 10-210-6185 | M. Vendors | 123.76 | Service Fees & Shipping Charges |
| UPS | 10-000-6185 | M. Vendors | 22.94 | Service Fees & Shipping Charges |
| UPS | 10-000-6185 | M. Vendors | 26.66 | Service Fees & Shipping Charges |
| UPS | 10-210-6185 | M. Vendors | 20.02 | Service Fees & Shipping Charges |
| **UPS Total** | | | **901.34** | |
| Vons | 10-110-6200 | M. Reeves | 67.39 | 5/15 Training Refreshments |
| Vons | 10-000-6123 | M. Draper | 111.72 | Bbq |
| Vons | 10-000-6123 | M. Bretz | 10.97 | BBQ Supplies |
| Vons | 10-000-6123 | M. Bretz | 100.08 | BBQ Supplies |
| Vons | 10-000-6123 | M. Bretz | 97.55 | BBQ Supplies |
| Vons | 10-100-6215 | S. Hake | 73.89 | Board meeting snacks |
| Vons | 10-110-6200 | M. Reeves | 13.99 | Coffee for Training |
| Vons | 10-000-6123 | C. Bundesen | 60.23 | Drinks and ice - May BBQ |
| Vons | 30-210-6180 | R. Medhurst | 6.54 | Ice for sample compositor |
| Vons | 10-000-6123 | C. Weibert | 76.08 | May 2025 BBQ |
| Vons | 10-310-6180 | K. Weiland | 10.05 | salt and water bottle |

| | | | | |
|---|---|---|---|---|
| Vons | 10-000-6123 | M. Reeves | 47.77 | Staff BBQ |
| Vons | 10-000-6123 | J. Mulbay | 173.01 | Staff BBQ |
| Vons | 10-000-6123 | S. Hake | 28.17 | Staff Meeting snacks |
| Vons | 10-000-6123 | S. Hake | 59.91 | Staff Meeting snacks |
| Vons | 10-110-6200 | M. Reeves | 31.74 | Training Meals |
| **Vons Total** | | | **969.09** | |
| Warming Hut | 10-100-6215 | M. Busby | 48.06 | Lunch meeting with MLFD Chief |
| **Warming Hut Total** | | | **48.06** | |
| Water Programs | 30-240-6215 | K. Burnett | 55.00 | Part 2 Class for Dustin - Grade 2 |
| Water Programs | 10-330-6160 | R. Simpkins | 8.00 | Water course transcript |
| **Water Programs Total** | | | **63.00** | |
| Wave Rave | 10-310-6120 | D. Garcia | 29.45 | Computer headphones |
| **Wave Rave Total** | | | **29.45** | |
| Westech Rigging | 10-330-6120 | D. Pijuan | 1,732.65 | Rigging Supplies |
| **Westech Rigging Total** | | | **1,732.65** | |
| Wispaz | 10-320-6215 | P. Apodaca | (34.96) | Credit for Purchase Made in Error |
| **Wispaz Total** | | | **(34.96)** | |
| Zoom | 10-100-6215 | S. Hake | 40.00 | Virtual Meetings and Recordings |
| **Zoom Total** | | | **40.00** | |
| Zoro Tools | 10-000-1200 | A. Larson | 106.56 | Gasket Sealant |
| **Zoro Tools Total** | | | **106.56** | |
| | | | | |
| **Grand Total** | | | **39,527.47** | |

# MINUTES

Thursday, May 22, 2025
Mammoth Community Water District
Regular Board Meeting

---

*The Board of Directors convened in session at the hour of 5:31 p.m. No recess was taken, and the meeting was adjourned at 6:40 p.m.*

Prepared by:

Stephanie Hake
Executive Assistant

ATTEST:

Mark Busby
Board Secretary

DRAFT

**THE REGULAR MEETING** of the Board of Directors of the Mammoth Community Water District was held on Thursday, May 22, 2025 at 5:31 p.m.

## ROLL CALL

Board Present
Director: Tom Cage
Director: Dennis Domaille
Director: Elizabeth Hylton
Director: Gary Thompson

Board Absent
Director: Tom Smith

Staff Present
General Manager: Mark Busby
District Engineer: Garrett Higerd
Finance Manager: Jeff Beatty
Operations Superintendent: Clay Murray
Maintenance Superintendent: Rob Motley
Information Services Manager: Justin Mulbay
Human Resources Manager: Chris Weibert
Principal Administrative Analyst: Michael Draper
Executive Assistant: Stephanie Hake
District Counsel: Joshua Horowitz *(attending via Zoom)*

Guests Present
None

## PUBLIC FORUM

*Vice President Cage opened the public forum at 5:31 p.m.*

*No one addressed the Board and Vice President Cage closed the public forum at 5:31 p.m.*

## PUBLIC HEARINGS

*Vice President Cage opened the public hearing at 5:31 p.m. to receive comments concerning the filing of reports on secured and unsecured delinquent water and sewer charges as of March 31, 2025.*

*Jeff Beatty said that since the April 17 regular Board meeting, a couple of customers on the secured list had paid the delinquent amounts in full; therefore, amending the list that had been presented to the Board in the materials.*

*Jeff Beatty stated that the one customer on the April 17 unsecured list had completely paid their past due balance. Therefore, they have been removed from the list, leaving no one on the unsecured list. Staff will not be submitting an unsecured list to Mono County for fiscal year 2025.*

*No one else addressed the Board and Vice President Cage closed the public hearings at 5:34 p.m.*



DRAFT

## CONSENT AGENDA A

**A-1 Approve the April 2025 Check Disbursements**
**A-2 Approve the Minutes from the Regular Meeting held April 17, 2025**
**A-3 Adopt Resolution No. 05-22-25-10 Confirming Collection and Requesting Inclusion of Secured Delinquent Rates, Charges, and Penalties for Water and Sewer Service on the Mono County Tax Roll for the Forthcoming Fiscal Year in the Same Manner as the District's General Taxes**

*Jeff Beatty advised the Board that since the agenda and packet had been published, the secured delinquent list (A-3, Exhibit A) had been modified; two accounts were removed, and one had an updated amount. Board members expressed their agreement with Mr. Beatty's adjusted list by consensus.*

*There was no further discussion. Director Domaille made a motion.*

**BOARD ACTION – To approve Consent Agenda A**

| | |
|---|---|
| MOVED BY: | Director Domaille |
| SECONDED BY: | Director Hylton |
| AYES: | Directors Cage, Domaille, Hylton, and Thompson |
| NAYS: | None |
| ABSENT: | Director Smith |

## CONSENT AGENDA B – DEPARTMENT REPORTS

**B-1 Operations Department Report**
**B-2 Maintenance Department Report**
**B-3 Finance Department Report**
**B-4 Engineering Department Report**
**B-5 Information Services Report**
**B-6 Personnel Services Report**
**B-7 Regulatory Support Services Report**
**B-8 General Manager's Report**

*Director Thompson made a motion.*

**BOARD ACTION – To approve Consent Agenda B**

| | |
|---|---|
| MOVED BY: | Director Thompson |
| SECONDED BY: | Director Hylton |
| AYES: | Directors Cage, Domaille, Hylton, Smith, and Thompson |
| NAYS: | None |
| ABSENT: | Director Smith |

## CURRENT BUSINESS

**C-1 Discuss and Consider Approving the MCWD Water Leak Relief and Bill Adjustment Policy (PL-FIN-014)**

*Jeff Beatty said that historically, when requested, the Finance Department has provided some financial relief on a customer's monthly bill when they have experienced a water leak and quickly corrected the situation.*

*Mark Busby added that the proposed policy was discussed at the Code/Policy Committee meeting. Following a brief discussion, Director Domaille made a motion.*

**BOARD ACTION – To approve the MCWD Water Leak Relief and Bill Adjustment Policy (PL-FIN-014)**



DRAFT

MOVED BY: Director Domaille
SECONDED BY: Director Hylton
AYES: Directors Cage, Domaille, Hylton, and Thompson
NAYS: None
ABSENT: Director Smith

**C-2 Discuss and Consider Adopting Resolution No. 05-22-25-11 Revising the Appropriations Limitation for the Fiscal Year 2025-2026**

*Jeff Beatty briefly described the annual process of adopting the appropriations limit and that this was the second and final figure for the fiscal year.*

*There was no discussion and Director Domaille made a motion.*

**BOARD ACTION – To adopt Resolution No. 05-22-25-11 revising the Appropriations Limitation for the Fiscal Year 2025-2026**

MOVED BY: Director Domaille
SECONDED BY: Director Thompson
AYES: Directors Cage, Domaille, Hylton, and Thompson
NAYS: None
ABSENT: Director Smith

## COMMITTEE MEETINGS HELD DURING THE MONTH

Employee Housing Committee – *May 13, 2025*
Tom Smith
Gary Thompson
Ad-Hoc Rate Study Committee – *May 20, 2025*
Tom Smith
Tom Cage
Technical Services Committee – *May 21, 2025*
Dennis Domaille
Gary Thompson
Finance Committee – *May 21, 2025*
Tom Cage
Elizabeth Hylton

*Employee Housing Committee:*

*Mark Busby said that the items discussed at the committee meeting fell under closed session and the discussion would be shared with the Board under tonight's closed session.*

~

*Ad-Hoc Rate Study Committee:*

*Director Cage said that the meeting was with the consultant conducting the rate study. The study if off to a good start but six months or so to complete. There should be more to report at the July Board meeting. Mark Busby added that there was discussion about the practice of having tiered rates and the options to continue with tiered rates for some or all classes.*

DRAFT

*Technical Services Committee:*

*Director Domaille said the meeting was routine. He added that there was some follow up discussion regarding the possible use of rooftop fire suppression systems for single-family residences. It was suggested that staff develop a draft policy regarding the topic.*

~

*Finance Committee:*

*Director Hylton reported that because it is very early in the fiscal year, there wasn't much to discuss.*

## DIRECTOR COMMENTS, REQUESTS, AND REPORTS

*Director Cage expressed appreciation for the staff that organized and put on the May All-Staff BBQ lunch.*

*Director Cage commented on several topics of general interest. He requested that a press release go out when the fire hydrant project gets some traction with the USFS. He commended staff for their dedicated work ethic and highlighted a few details of the Mono County Grand Jury's recent report on Mono LAFCO. Attorney Horowitz added some clarification regarding Grand Jury reports in general and LAFCO's obligation to respond to the report.*

## ATTORNEY REPORT

*Attorney Horowitz briefly described a couple of recent court decisions that may impact the legal standards for setting water rates under Proposition 218, particularly tiered rates.*

*No recess was taken, and the Board went into closed session at 6:12 p.m.*

## CLOSED SESSION

**D-1 Conference with Real Property Negotiators**
Pursuant to Government Code Sections 54954.5(e) and 54956.8
Property Description: Mono County APN – 033-301-089-000
Under Negotiation: Price and Terms of Payment
MCWD Negotiators: Mark Busby and Jeff Beatty
Property Owner Negotiator: Mammoth Village Properties

**D-2 Conference with Real Property Negotiators**
Pursuant to Government Code Sections 54954.5(e) and 54956.8
Property Description: Mono County APN – 033-072-035-000
Under Negotiation: Price and Terms of Payment
MCWD Negotiators: Mark Busby and Jeff Beatty
Property Owner Negotiator: Destination Real Estate

## ADJOURNMENT

*The Board returned from closed session and there was no report out.*

*Vice President Cage adjourned the meeting at 6:40 p.m.*



DRAFT

# *MAMMOTH COMMUNITY WATER DISTRICT*

Agenda Item: B-1

*Operations Department Report*

07-17-2025

*July 2025*

**Report Summary**

| June Production Data *(In Million Gallons)* | 2023 | 2024 | **2025** |
|---|---|---|---|
| Treated Surface Water | 35.2 | 73.5 | **82.4** |
| Treated Groundwater | 10.0 | 7.5 | **3.5** |
| Untreated Groundwater | 0.0 | 0.0 | **0.0** |
| Reclaimed Wastewater | 2.6 | 10.6 | **11.1** |
| Totals | 47.8 | 91.5 | **97.0** |
| | | | |
| Non-Revenue Water | 2.7 | 4.1 | **5.1** |
| Treated Wastewater | 60.3 | 38.4 | **42.9** |
| Photovoltaic Power Produced (kWh) | 192,376 | 204,687 | **187,185** |
| Photovoltaic Solar Irradiance (kW/m$^2$) | 950 | 1,040 | **1,027** |

## Monthly - Water Treatment, Production & Supply Management

- **Drinking Water Treatment**

Routine samples for clarity, chlorine residual, and bacteriological analysis of the District's drinking water were conducted during the month. The results of all sampling for the month were in compliance with the standards set by the State Water Resources Control Board Drinking Water Division. A total of 85.843 million gallons (MG) were treated for drinking water with an average of 2.86 million gallons per day (MGD). Drinking water was produced from surface and groundwater supplies, 96% and 4% respectively.

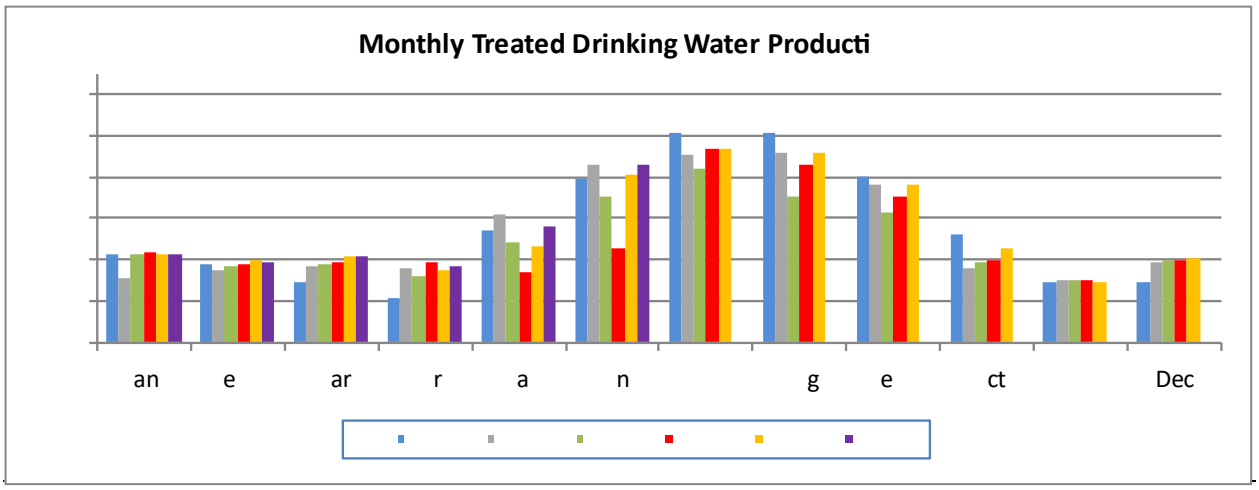

# *MAMMOTH COMMUNITY WATER DISTRICT*

Agenda Item: B-1

*Operations Department Report*

07-17-2025

*July 2025*

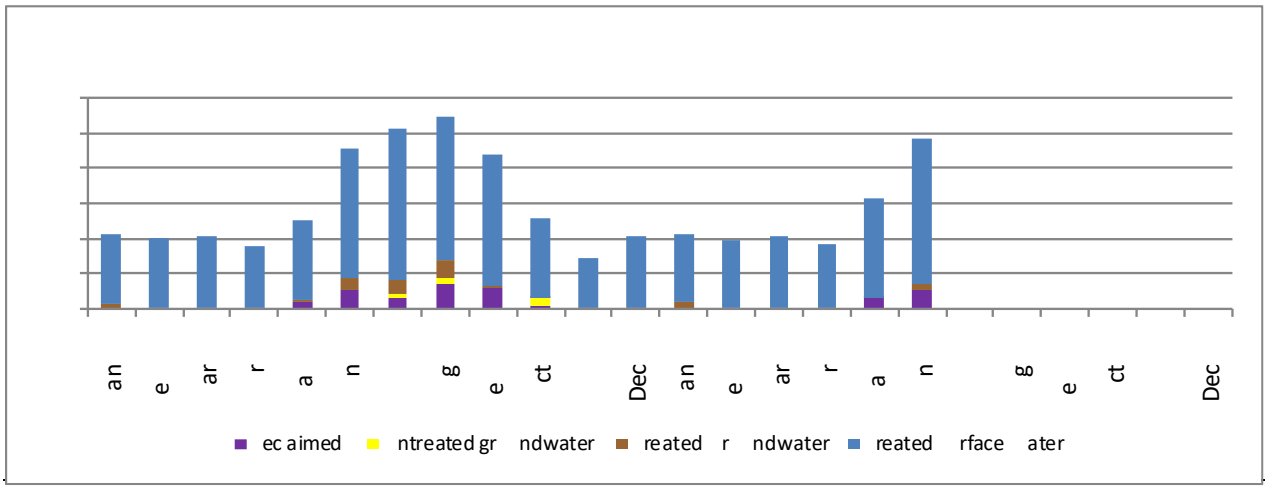


- **Surface Water**

The minimum daily stream flow requirement for the month was 20.8 *cfs* for Mammoth Creek, as measured at Old Mammoth Road. Flow rates in the creek ranged from 20.9 *cfs* to 88.5 *cfs* with an average flow of 44.4 *cfs.* The flow requirement for July decreases to 9.9 *cfs* and current flows are above the requirement. Lake Mary is currently 0.26' from full with a balance of 578 ac-ft in storage. Surface water will continue to be the primary source of supply using direct diversion while the stream flows are above the requirement.

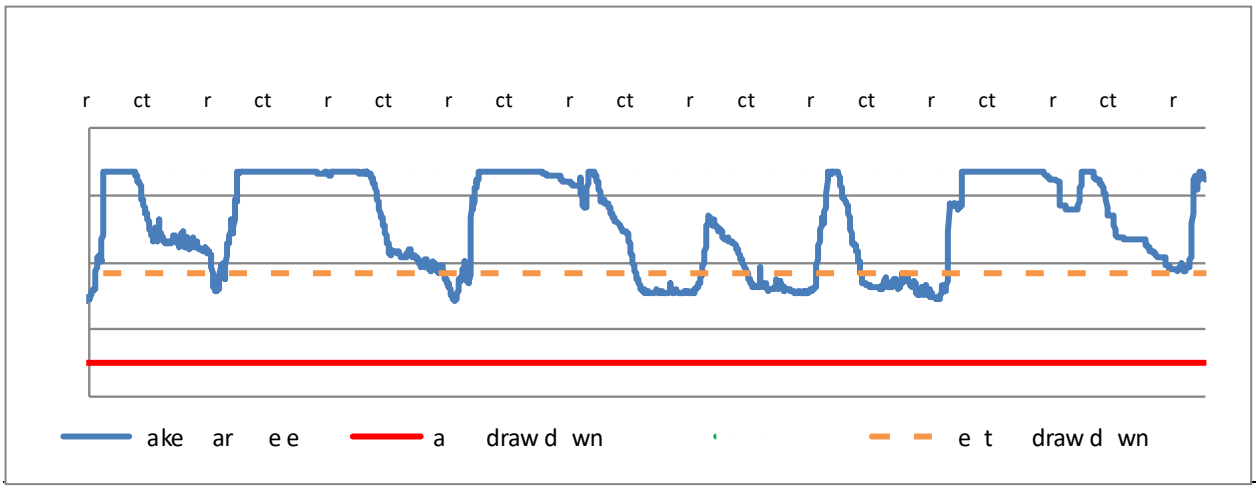


- **Groundwater**

Approximately 3.491 MG or 4% percent (4%) of the drinking water produced was fr m the District's gr ndwater sources during the month. Groundwater production Wells 1, 6, 10, 15, 17, 18, 20, and 25 are operating as expected and are available for service.

# *MAMMOTH COMMUNITY WATER DISTRICT*

Agenda Item: B-1

*Operations Department Report*

07-17-2025

*July 2025*

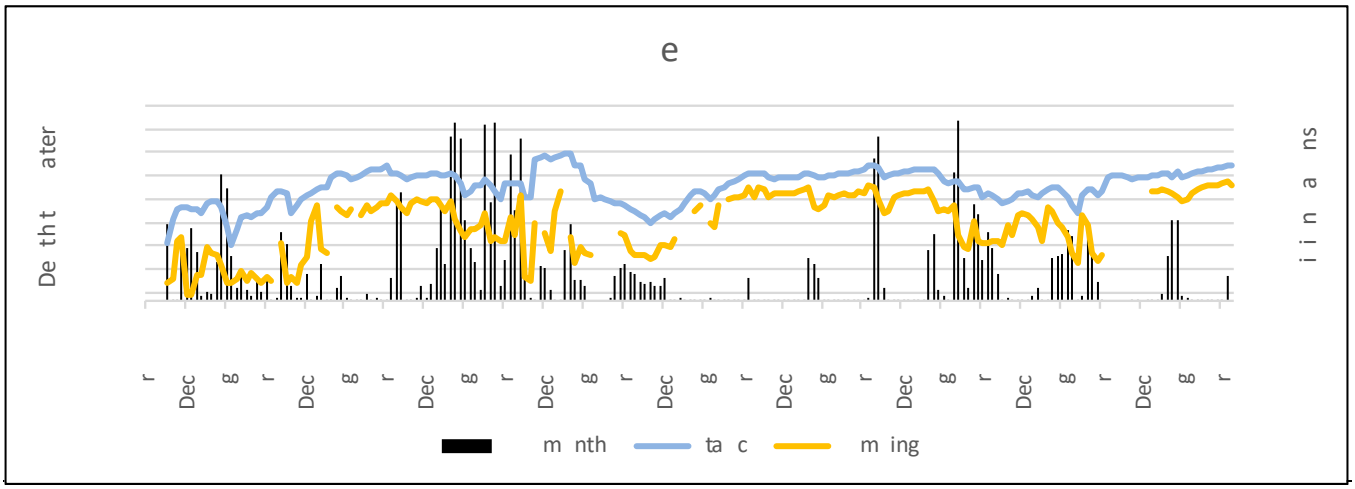


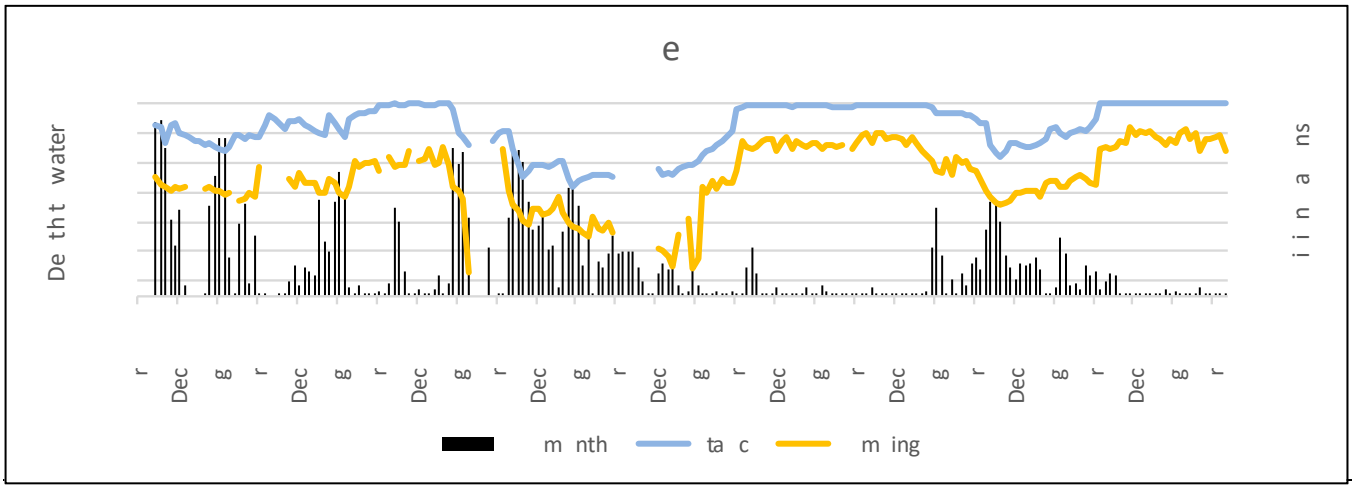


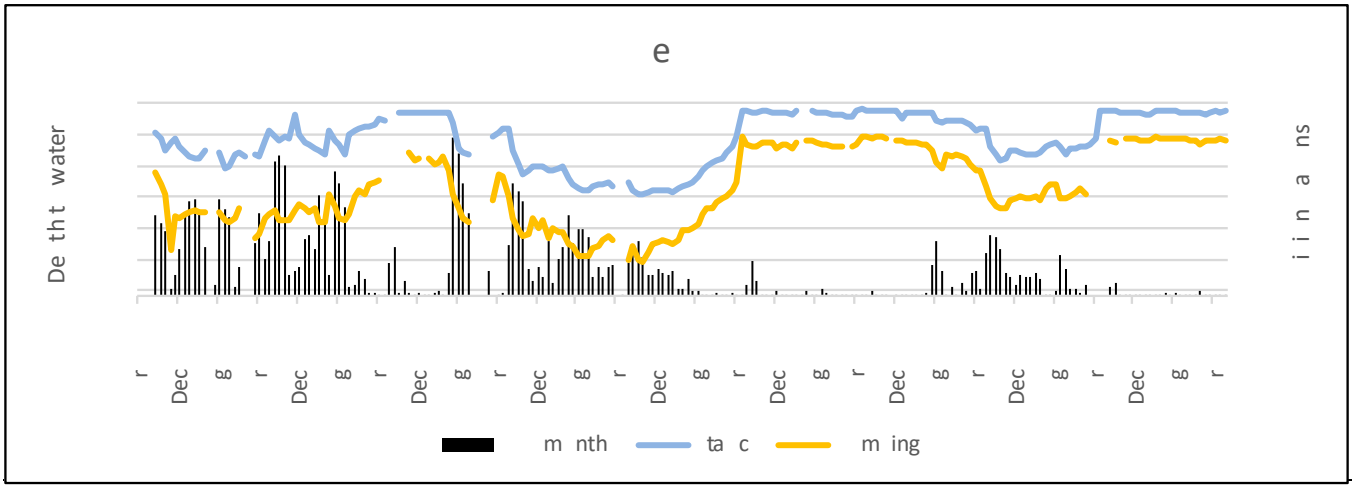

# *MAMMOTH COMMUNITY WATER DISTRICT*

Agenda Item: B-1

*Operations Department Report*

07-17-2025

*July 2025*

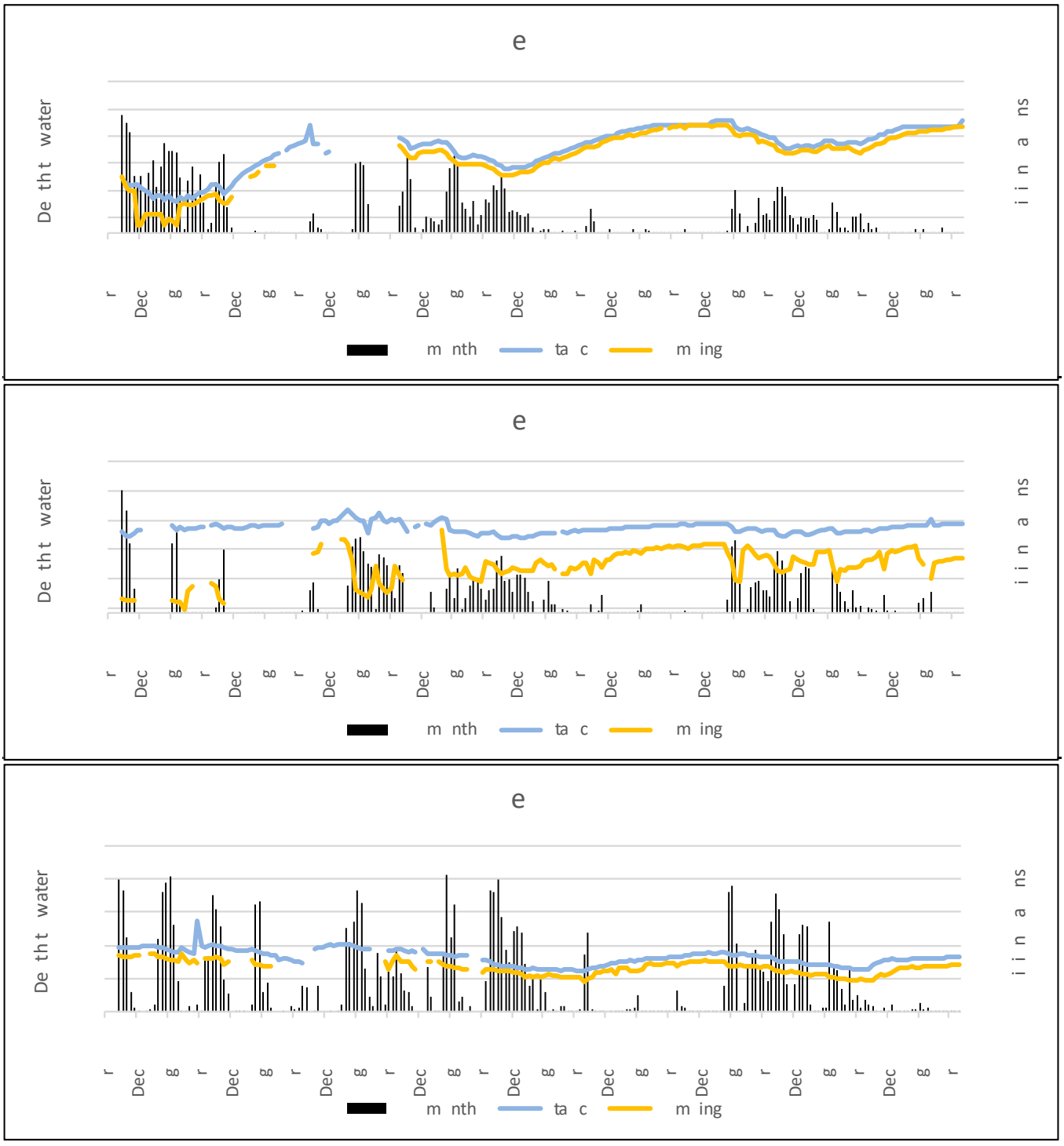

# *MAMMOTH COMMUNITY WATER DISTRICT*

*Operations Department Report*

*July 2025*

- **Water Audit Information**

The water audit for this billing period shows a total of 5.15 MG of non-revenue water.

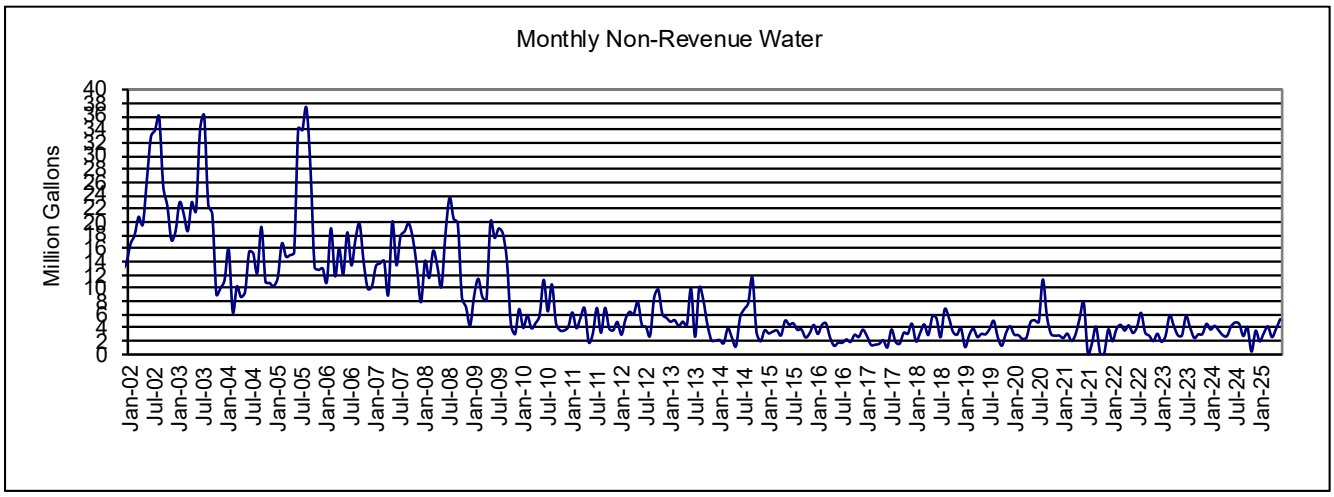


## Wastewater – Treatment & Flow

- **Wastewater Treatment**

Wastewater treatment samples have met all compliance requirements for the month.

- **Wastewater Flows**

The total volume of wastewater treated during the month was 42.885 MG. This results in an average of 1.43 MGD of wastewater flow.

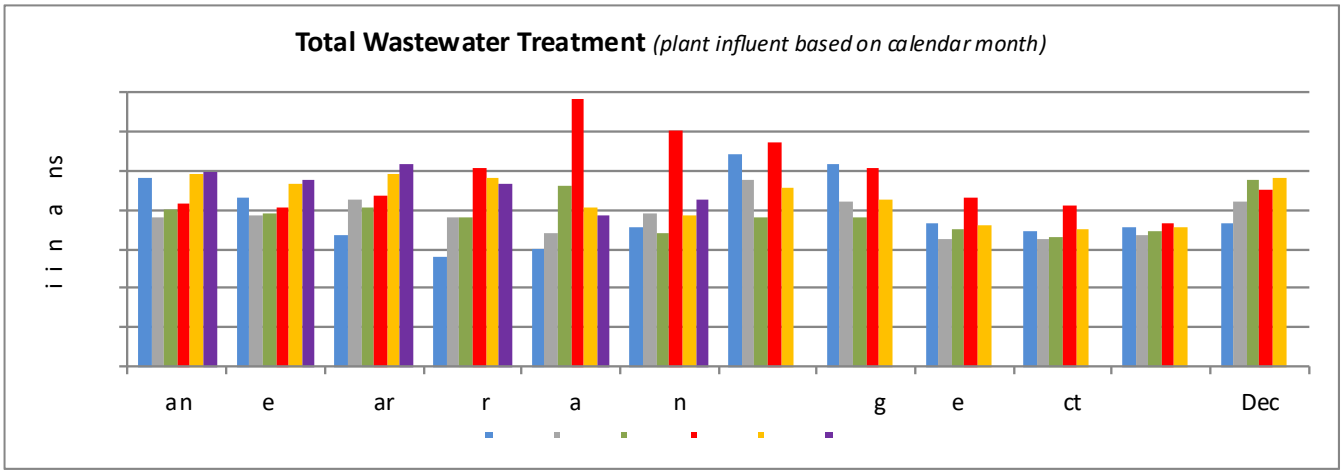

# *MAMMOTH COMMUNITY WATER DISTRICT*

*Operations Department Report*
*July 2025*

Agenda Item: B-1

07-17-2025

## Photovoltaic Power Plant Operations & Total District Electrical Usage

- **Solar Plant Production**

The total kilowatt hours of energy produced for the month was 187,185 kWh. The irradiance and production were 1% and 9% less than in the same month in 2024, respectively.

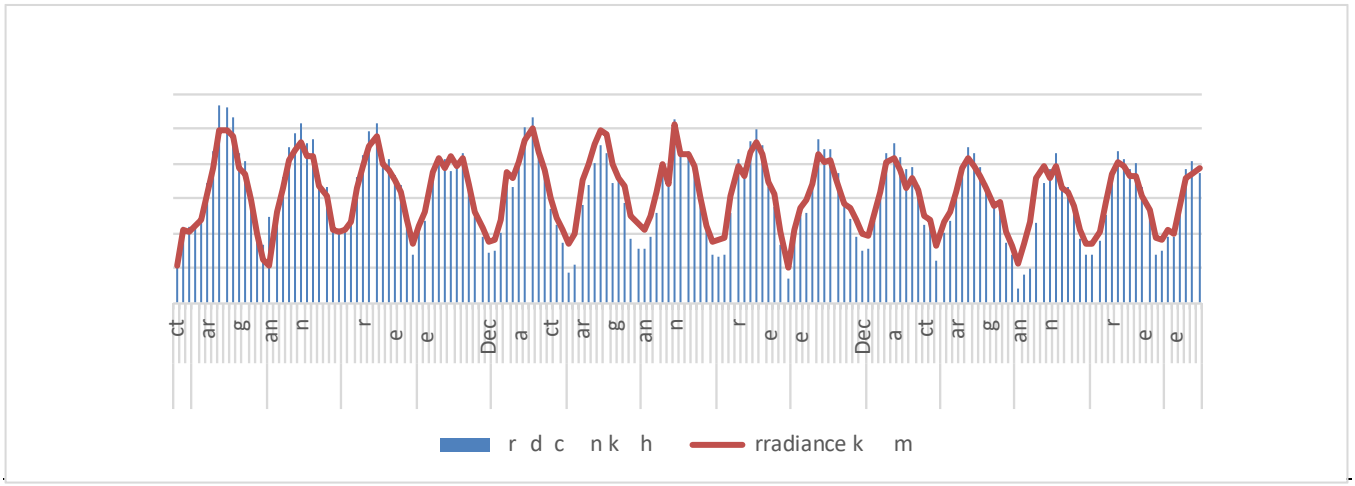

- **Total Electrical Energy Use**

Monthly energy usage chart from 2009 through May 2025.

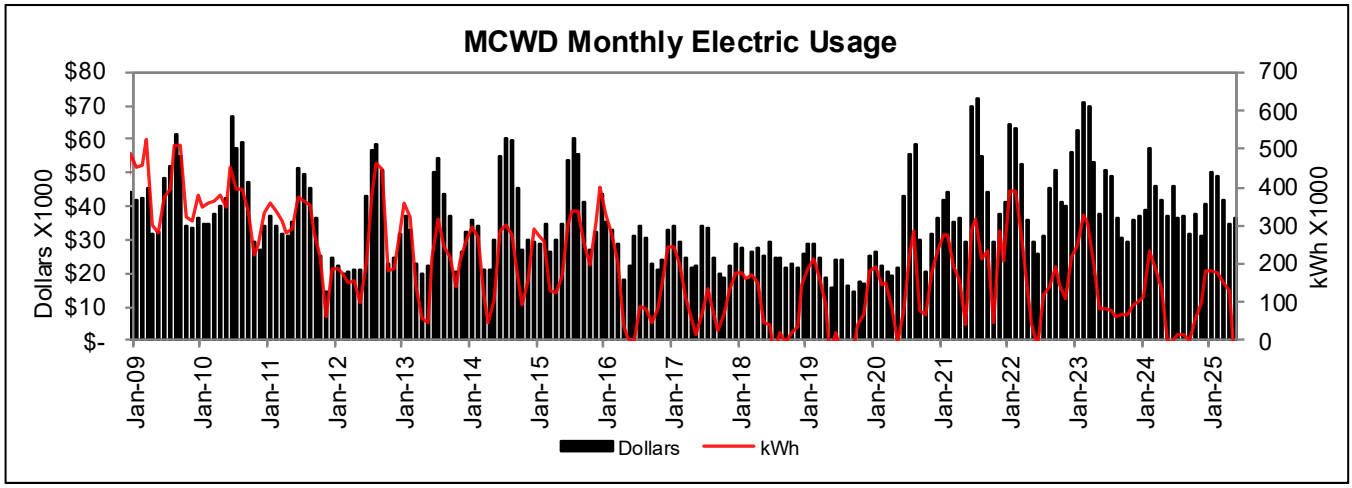

# *MAMMOTH COMMUNITY WATER DISTRICT*

Agenda Item: B-2

*Maintenance Department Report*

07-17-2025

*July 2025*

---

**Report Summary**

All maintenance divisions are currently executing preventative maintenance activities and capital improvement construction projects. Facilities across all divisions remain in optimal operational conditions. Staff continue ongoing routine maintenance, preventive maintenance, and capital system improvement projects.

**Wastewater Treatment Plant and Recycled Water Maintenance**

The Plant Maintenance team has recently completed several critical repairs and initiated key upgrade projects to enhance system reliability and performance. Highlights include:

- **De-watering Press:** Plant Maintenance is continuing to work with the manufacturer on PLC and drive related issues with the screw press.
- **Step Screen Installation:** Installation of a new step screen has begun and is scheduled for factory start up in July. This upgrade is expected to improve treatment capacity and operational efficiency.

**Surface Water Treatment Plant and Related Facilities Maintenance**

The Plant Maintenance team continues to address ongoing communication challenges between Tank 6 (T-6) and the Lake Mary Water Treatment Plant (LMWTP). Efforts are underway to identify and implement more reliable communication methods to ensure consistent and dependable connectivity between the two facilities. The design and parts procurement phase for the Wildland Fire Protection system for the treatment plant is complete and fabrication and installation of the system is scheduled to begin in July. Routine maintenance has been performed as scheduled.

**Groundwater Treatment and Related Facilities Maintenance**

Groundwater treatment plants continue to be operated monthly to maintain operational readiness. All systems are regularly maintained, ensuring they remain in a ready-to-run condition.
The Plant Maintenance team recently conducted a power requirement study to assess the feasibility of operating both the treatment plant and Well 15 using emergency generators during power outages. Following this assessment, generators and necessary related equipment have been procured, with site preparations currently underway and planned for late summer installation. These upgrades will significantly enhance the plant's resilience, ensuring continuous operation of both the treatment plant and Well 15 during town-wide power outages.
Additionally, a new portable generator has been received for Well 1. Staff are in the process of installing a dedicated connection point on the building exterior to facilitate efficient hookup. Once completed, these upgrades, in conjunction with the Groundwater Treatment Plant 1 enhancements, will provide MCWD with the capability to supply up to 1,200 gallons per minute (gpm), or approximately 1.7 million gallons (MG) per day, into the lower pressure zones of the town.

**Solar Power Plant Maintenance**

The solar array continues to perform exceptionally well, consistently exceeding forecasted production targets. No significant issues or downtime were recorded during this reporting period. Routine inspections and preventative maintenance were conducted as scheduled, ensuring optimal system performance.

PV Past Performance

| | Actual | Expected |
|---|---|---|
| Today | 292 kWh | 288 kWh |
| Yesterday | 7.65 MWh | 6.67 MWh |
| Last 30d | 197 MWh | 195 MWh |

**Water Distribution System Operations & Maintenance**

No major leaks were reported this month. Key activities included:

- AMI Water Meter System Health: Conducted 77 system repairs and 108 manual reads over the past two months. Last month's overall read rate of 98.3%.
- Responded to 5 service requests for meter shut-offs, turn-ons, or leak investigations.
- Completed annual maintenance at the Upper and Lower Canyon pressure reducing (PR) stations.
- Completed annual maintenance at the Davison (PR) station.
- The Old Public (PR) Station has been permanently removed from service and will be abandoned as part of the summer projects. This PR has been replaced by a new PR located a few hundred feet away on Callahan Road.
- Air Release Valve (ARV) repair and replacement project underway with 21 valves completed.
- Repair air vent pipes at the Lower Canyon (PR) station. These were damaged during the Limelight Hotel construction.

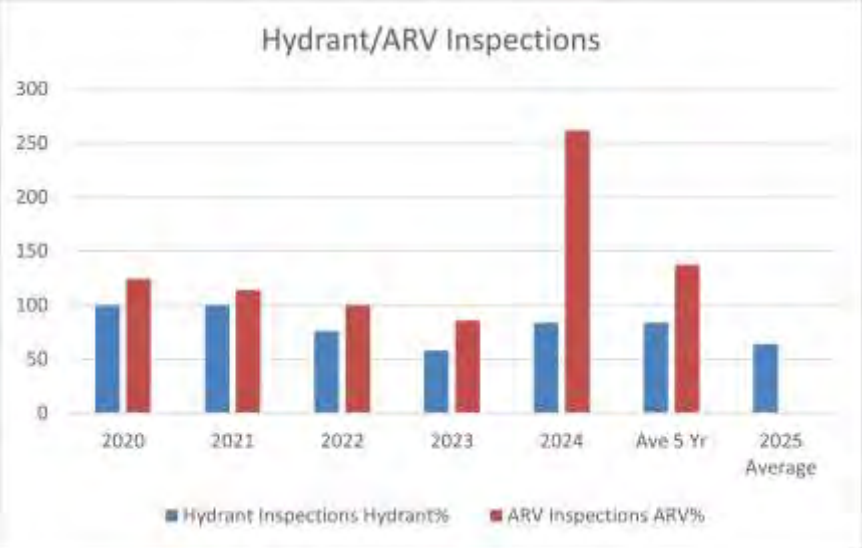


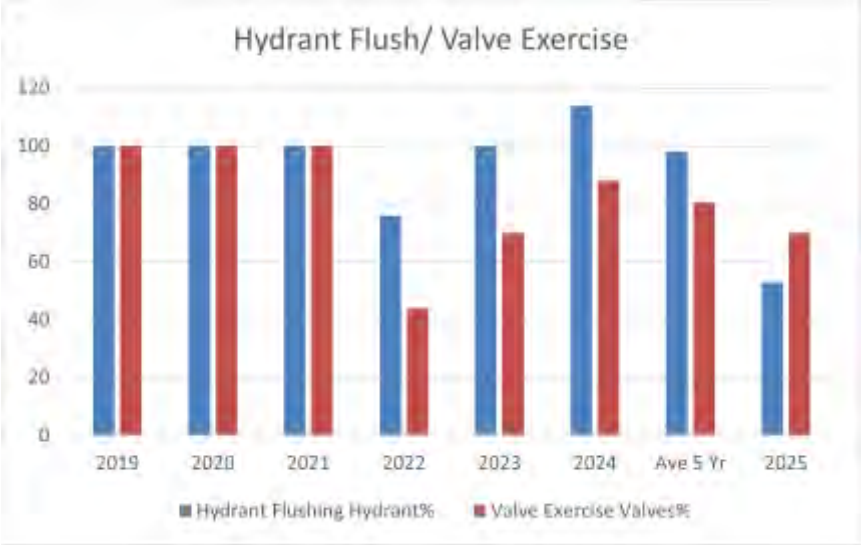


**Wastewater Collection System Operations & Maintenance**

Maintenance of these systems is ongoing throughout the year. Some of the recent highlights include:

- New frames and pour collars installed around 3 manholes by Old Mammoth Road.
- The manhole collar project has been awarded, and the contract is being finalized.
- Raised a manhole in the sidewalk at the Limelight Hotel project.
- Performed a sewer tap at 254 Sierra Manor Road.

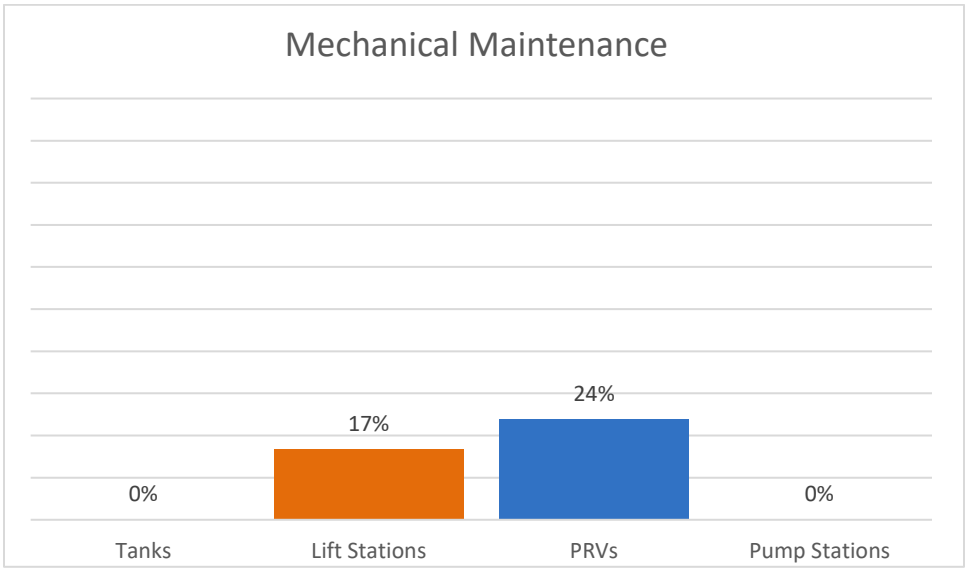


## Special Projects/Programs

### In-House Construction Projects

- All underground electrical conduits to support ongoing District campus communication system upgrades have been installed or located. The pulling of the new fiber optic cables is on the summer construction list.
- Air Release Valve Replacement (ARV) Project. Crews are replacing all the valves and laterals around town. There are over 50 of these on our system. 21 have been repaired or replaced.

- Hill Street lateral replacement and meter pit upgrades. This project is scheduled to be completed in mid-July.
- Installation of additional fire hydrants
- Emergency power to Well 1
- Emergency power to Ground Water Treatment Plant 1 and Well 15.
- Fire apparatus fill station at Lake Mary Treatment Plant.
- Preparing temporary re-piping of backwash supply pump to facilitate the supply tank rehab project in the coming months.

**Contracted Improvements**

- Manhole collar replacement.
- Contracted lowering and raising of surface features to support town paving projects.
- Top Hat installations at known troubled sewer lateral connections.
- Hot mix paving contract for fall to permanently repair all summer road patches.

**Departmental/General**

- Staff have responded to and marked 250 tickets for USA dig alerts to date in 2025.
- New TV van and equipment have been ordered and working to transition over to WinCan software.
- Equipment maintenance.
- Finalizing a service agreement with Robotic Sewer Solutions for Top Hat repairs.
- Removed Cure in Place Pipe (CIPP) rehab project for this season.

# *MAMMOTH COMMUNITY WATER DISTRICT*

Agenda Item: B-3

*Finance Department Report*

07-17-2025

*July 2025*

## Finance Department Update

At the end of the first quarter of the fiscal year, total revenue (excluding the change in market value of the investment portfolio) is $238,476 (5%) below budget. This is primarily because the property tax payment received in June was less than expected. Personnel expenses are $78,114 (4%) below budget, and operating expenses are $219,827 (16%) below budget.

Within the operating budget, expenses for Maintenance and Repair-Equipment are $298,077 over budget. This is primarily a result of the replacement of the secondary clarifier weir at the wastewater treatment plant. This work was originally included in the capital budget but has been recorded as a maintenance expense.

The field work with the audit firm Nigro and Nigro was completed in June. Work on the rate study is continuing with our consultants at RD Niehaus.

Significant expenditures for May and June include:

- $308,924 to Amwell for secondary clarifier weirs
- A total of $274,145 to Multiquip for emergency generators to provide power for groundwater treatment and distribution
- A total of $192,442 to National Auto Fleet Group for three heavy-duty service trucks to replace aging vehicles. Service bodies are being installed on the truck chassis.
- A total of $187,737 to Western Nevada Supply, primarily for materials for capital projects
- $182,947 to Empire Southwest for an excavator to replace aging equipment
- $117,330 to Huber Technology for a step screen at the wastewater treatment plant
- A total of $101,755 to UES Professional Solutions. $89,157 is related to the groundwater monitoring and response plan and will be reimbursed by Ormat.
- $38,734 to Dell Marketing for the planned FY 2026 computer replacements

Payroll Expenses for May 2025:

| | |
|---|---|
| Gross Payroll | $404,207 |
| Net Payroll | $283,836 |
| Employer Paid Payroll Taxes | $7,315 |
| Employer Paid 401a | $78,294 |
| Employer Paid 457b Match | $7,516 |
| Employee Paid 457b Contributions | $41,107 |
| Other Employer Paid Benefits | $98,517 |

Payroll Expenses for June 2025:

| | |
|---|---|
| Gross Payroll | $416,329 |
| Net Payroll | $295,690 |
| Employer Paid Payroll Taxes | $7,600 |
| Employer Paid 401a | $78,314 |
| Employer Paid 457b Match | $7,677 |
| Employee Paid 457b Contributions | $41,241 |
| Other Employer Paid Benefits | $100,352 |

## Graphs and Tables

Details on capital expenditures are listed in Table A, revenue and expenses in Table B, fund balance in Table C, and utility bill aging in Table D, followed by a summary of the District's investment portfolio including the monthly report of transactions. Summary graphs of revenue and expenses are presented below.

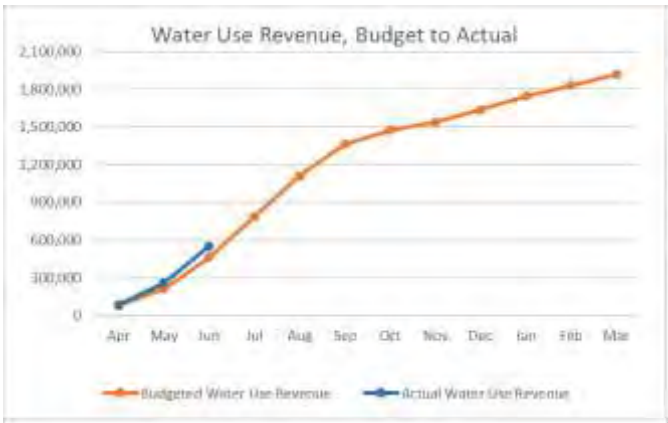

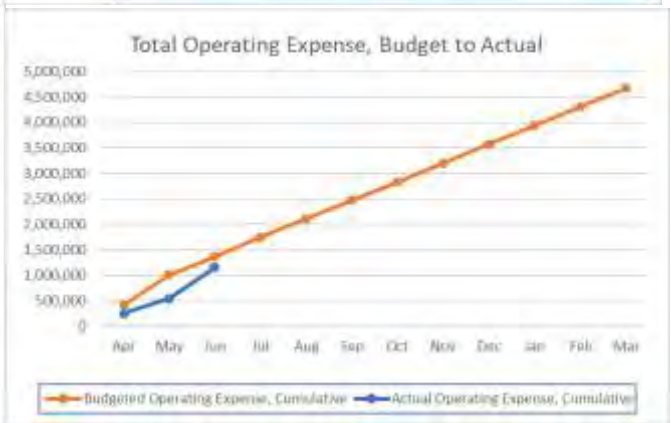


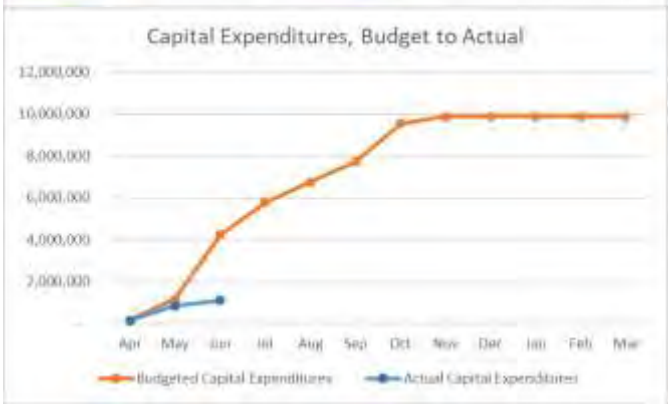


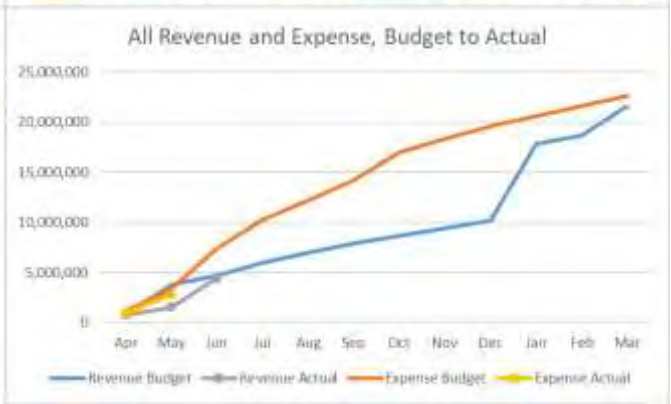


* Total revenue excludes the change in market value of the District's investment portfolio.

## Financial Reports

### Table A Capital Project Management

Capital Project Summary
Fiscal Year: 2026
Spending through June 2025

| Project Name | Original Budget | FY 2026 Budget | FY 2026 YTD Expenditure | Prior Project Expenditure | Total Project Expenditure |
|---|---|---|---|---|---|
| Twin Lakes PR Remote Monitoring and Control | 81,360 | 57,513 | 4,576 | - | 4,576 |
| GIS Utility Network Implementation | 249,912 | 92,775 | 48,115 | 150,162 | 198,277 |
| MCWD Paving | 2,900,000 | 1,358,693 | 16,070 | 1,447,418 | 1,463,488 |
| Tank 7 Rehab | 642,508 | 642,508 | 1,355 | 15,209 | 16,564 |
| LMTP Backwash Tank Rehab | 139,618 | 134,154 | 0 | 1,630 | 1,630 |
| WWTP Step Screen | 225,504 | 141,007 | 135,454 | 82,950 | 218,404 |
| Laurel Pond Monitoring Wells | 345,459 | 345,459 | 690 | 20,459 | 21,149 |
| Hill Street Distribution System Improvements | 103,484 | 103,484 | 23,049 | - | 23,049 |
| Zone 4-5 Connection | 743,388 | 743,388 | 5,673 | 3,441 | 9,114 |
| Air Relief Valve Upgrade | 294,199 | 294,199 | 137,818 | - | 137,818 |
| Bridges Distribution System Improvements | 103,234 | 103,234 | 0 | - | - |
| Perimeter Fire Hydrants | 162,192 | 162,192 | 40,998 | 220 | 41,218 |
| Tank 2 Pump Station Roof (Juniper Ridge) | 132,762 | 132,762 | 2,657 | - | 2,657 |
| Tank 3 Pump Station Roof (Timber Ridge) | 74,941 | 74,941 | 2,848 | - | 2,848 |
| Tank 5 Pump Station Roof (Knolls) | 190,583 | 190,583 | 2,800 | - | 2,800 |
| Cathodic Protection | 339,755 | 219,755 | 378 | 1,882 | 2,260 |
| Snowcreek PRV Rehab | 60,037 | 60,037 | 0 | - | - |
| LMTP Wildland Fire Protection | | | 10,030 | - | 10,030 |
| Groundwater Emergency Backup Power | 400,000 | 400,000 | 279,622 | - | 279,622 |
| Collection System Sliplining & Top Hats | 446,079 | 446,079 | 0 | - | - |
| Sewer Manhole Rehab | 240,035 | 240,035 | 9,111 | - | 9,111 |
| Filter Building Roof | 1,071,559 | 1,071,559 | 7,193 | - | 7,193 |
| Secondary Clarifier #1 Weir Replacement | 331,648 | 331,648 | 3,038 | - | 3,038 |
| | | | | | |
| **Capital Equipment** | | | | | |
| Small Excavator | | 135,000 | 182,947 | | |
| Skid Steer | | 121,000 | | | |
| Replace Truck 70 - F450 | | 55,000 | 63,508 | | |
| Replace Truck 53 - F550 and Service Bed | | 93,000 | 63,291 | | |
| Replace Truck 58 - F550 and Service Bed | | 104,000 | 65,643 | | |
| TV Van | | 420,000 | | | |
| | | | | | |
| **Employee housing** | | | | | |
| EHPA loan | | 800,000 | | | |
| Condo purchase | | 800,000 | | | |
| | | | | | |
| **Total Capital** | | **9,874,003** | **1,106,864** | | |

## Table B Revenue and Expenses

| Account | YTD Actual | YTD Budget | Annual Budget | YTD Better/Worse | % Diff |
|---|---|---|---|---|---|
| Billing - Water Usage | 553,955 | 462,310 | 1,918,300 | 91,645 | 20% |
| Water Base Rates | 501,116 | 503,648 | 2,015,400 | (2,532) | -1% |
| Wastewater Base Rates | 713,359 | 710,066 | 2,841,400 | 3,294 | 0% |
| Wastewater Flow Rates | 144,930 | 132,222 | 529,100 | 12,708 | 10% |
| Taxes and Assessments | 1,959,067 | 2,173,220 | 11,438,000 | (214,153) | -10% |
| Interest Income | 421,954 | 423,705 | 1,695,500 | (1,752) | 0% |
| Permits - Connection Fees | 24,518 | 112,455 | 450,000 | (87,937) | -78% |
| Engineering Fees | 27,435 | 9,996 | 40,000 | 17,439 | 174% |
| Lab Fees | 12,268 | 16,244 | 65,000 | (3,975) | -24% |
| Housing Rents | 51,135 | 55,193 | 220,860 | (4,058) | -7% |
| Miscellaneous Revenue | 40,584 | 89,739 | 374,100 | (49,155) | -55% |
| Subtotal Revenue | **4,450,322** | **4,688,799** | **21,587,660** | (238,476) | -5% |
| Investment Gain (Loss) | 110,558 | - | - | 110,558 | |
| Total Revenue | **4,560,880** | **4,688,799** | **21,587,660** | **(127,918)** | **-3%** |
| | | | | | |
| | | | | | |
| Salaries & Wages | 1,098,824 | 1,150,558 | 5,533,421 | 51,733 | 4% |
| Employee Benefits - Group Insu | 383,940 | 399,567 | 1,198,700 | 15,627 | 4% |
| Employee Benefits - Pension | 231,793 | 242,233 | 1,166,305 | 10,439 | 4% |
| Employer Paid Taxes | 44,374 | 44,690 | 215,172 | 315 | 1% |
| **Total Personnel Expense** | **1,758,932** | **1,837,046** | **8,113,599** | 78,114 | **4%** |
| | | | | | |
| Outside Services | 23,914 | 49,538 | 198,233 | 25,625 | 52% |
| Property Tax Admin. Fee | 56,996 | 220,000 | 220,000 | 163,004 | 74% |
| Sludge Disposal | 6,661 | 11,683 | 46,750 | 5,022 | 43% |
| Software Licenses/Agreements | 13,696 | 66,928 | 267,819 | 53,232 | 80% |
| IT Services | 6,713 | 12,566 | 50,284 | 5,853 | 47% |
| Banking Fees | 16,619 | 16,973 | 67,920 | 354 | 2% |
| Professional Services | 53,054 | 128,224 | 513,100 | 75,170 | 59% |
| Outside Lab Services | 3,264 | 17,243 | 69,000 | 13,979 | 81% |
| Equipment Rental | - | 2,499 | 10,000 | 2,499 | 100% |
| Employee Housing Expenses | 67,517 | 70,280 | 108,320 | 2,763 | 4% |
| Operating Tools/Equipment | 30,869 | 14,482 | 57,950 | (16,387) | -113% |
| Employee Engagement | 1,964 | 5,300 | 21,210 | 3,337 | 63% |
| Employee Uniform | 7,279 | 5,663 | 22,650 | (1,617) | -29% |
| Gasoline | 6,831 | 8,965 | 35,875 | 2,134 | 24% |
| Diesel Fuel | 3,387 | 6,123 | 24,500 | 2,735 | 45% |
| Insurance | 79,595 | 95,699 | 382,950 | 16,104 | 17% |
| Legal Services | 1,483 | 19,992 | 80,000 | 18,509 | 93% |
| M & R - Line Repair/Equipment | 390,208 | 92,131 | 368,670 | (298,077) | -324% |
| M & R - Buildings | 17,343 | 35,353 | 141,470 | 18,010 | 51% |
| M & R - Vehicles | 26,616 | 32,182 | 128,778 | 5,565 | 17% |
| Memberships/Certifications | 1,586 | 15,035 | 60,163 | 13,449 | 89% |
| Permit Meters | 27,886 | 14,244 | 57,000 | (13,642) | -96% |
| Operating Chemicals | 78,963 | 94,675 | 378,850 | 15,711 | 17% |
| Operating Supplies | 48,129 | 33,428 | 133,765 | (14,701) | -44% |
| Computer Systems/Equipment | 38,763 | 7,947 | 36,800 | (30,816) | -388% |
| Computer Peripherals | 10,015 | 1,250 | 5,000 | (8,766) | -702% |
| IT Network | - | 6,897 | 27,600 | 6,897 | 100% |
| Postage/Freight | 1,404 | 2,526 | 10,110 | 1,122 | 44% |
| Advertising Publications & PR | 3,745 | 7,239 | 28,968 | 3,494 | 48% |
| Books & Subscriptions | 477 | 399 | 1,598 | (77) | -19% |
| Safety | 13,203 | 6,920 | 27,690 | (6,283) | -91% |
| Permits & Licensing | 282 | 30,639 | 122,604 | 30,357 | 99% |
| Settlement Cost | - | - | 14,400 | - | |
| Telephone | 2,323 | 8,157 | 32,640 | 5,833 | 72% |
| Internet Service | 7,276 | 7,587 | 30,360 | 311 | 4% |
| Training & Meetings | 8,240 | 22,685 | 90,777 | 14,445 | 64% |
| Travel Expenses | 9,858 | 19,255 | 77,050 | 9,397 | 49% |
| Utilities - Electric | 73,747 | 141,169 | 564,900 | 67,422 | 48% |
| Utilities - Propane | 3,443 | 4,940 | 38,000 | 1,497 | 30% |
| Water Conservation | 6,135 | 32,497 | 130,040 | 26,362 | 81% |
| **Total Operating Expense** | **1,149,483** | **1,369,310** | **4,683,793** | **219,827** | **16%** |

## Table C Fund Balance

| | Operating Funds | | | Capital R&R Funds | | | | | |
|---|---|---|---|---|---|---|---|---|---|
| | 10 | 20 | 30 | 21 | 22 | 23 | 96 | 98 | |
| | Admin | Water | Wastewater | Admin | Water | Wastewater | Enterprise | LADWP | Total |
| **Cash Total** | -222,197 | 4,549,398 | 4,508,916 | 2,767,094 | 9,061,956 | 14,874,041 | 4,948,226 | 2,262,651 | 42,750,085 |
| **Current Assets** | 1,150,897 | 566,434 | 221,023 | -103 | 23,291 | 11,193 | 17,152 | 0 | 1,989,887 |
| **Non-current Assets** | 0 | 0 | 0 | 0 | 0 | 0 | 4,554,471 | 0 | 4,554,471 |
| **Capital Assets** | 0 | 0 | 0 | 3,639,312 | 35,858,946 | 25,319,152 | 4,035,648 | 0 | 68,853,057 |
| **Total Assets** | 928,700 | 5,115,831 | 4,729,939 | 6,406,304 | 44,944,193 | 40,204,386 | 13,555,497 | 2,262,651 | 118,147,500 |
| **Current Liabilities** | -85,577 | -60,438 | -26,759 | 60 | -20,423 | -11,735 | -38,646 | 0 | -243,518 |
| **Non-current Liabilities** | -567,144 | -131,341 | -137,702 | 0 | 0 | 0 | 0 | 0 | -836,187 |
| **Assets - Liabilities** | 275,979 | 4,924,052 | 4,565,478 | 6,406,364 | 44,923,770 | 40,192,651 | 13,516,851 | 2,262,651 | 117,067,796 |
| **Target Fund Balance** | 370,000 | 4,875,000 | 4,905,000 | 2,420,000 | 9,244,000 | 15,479,000 | 3,200,000 | 2,250,000 | 42,743,000 |
| **Available Fund Balance** | -307,775 | 4,488,960 | 4,482,157 | 2,767,154 | 9,041,533 | 14,862,306 | 4,909,581 | 2,262,651 | 42,506,567 |
| **Over/(Under)** | -677,775 | -386,040 | -422,843 | 347,154 | -202,467 | -616,694 | 1,709,581 | 12,651 | -236,433 |

## Table D Trended Utility Bill Aging Report

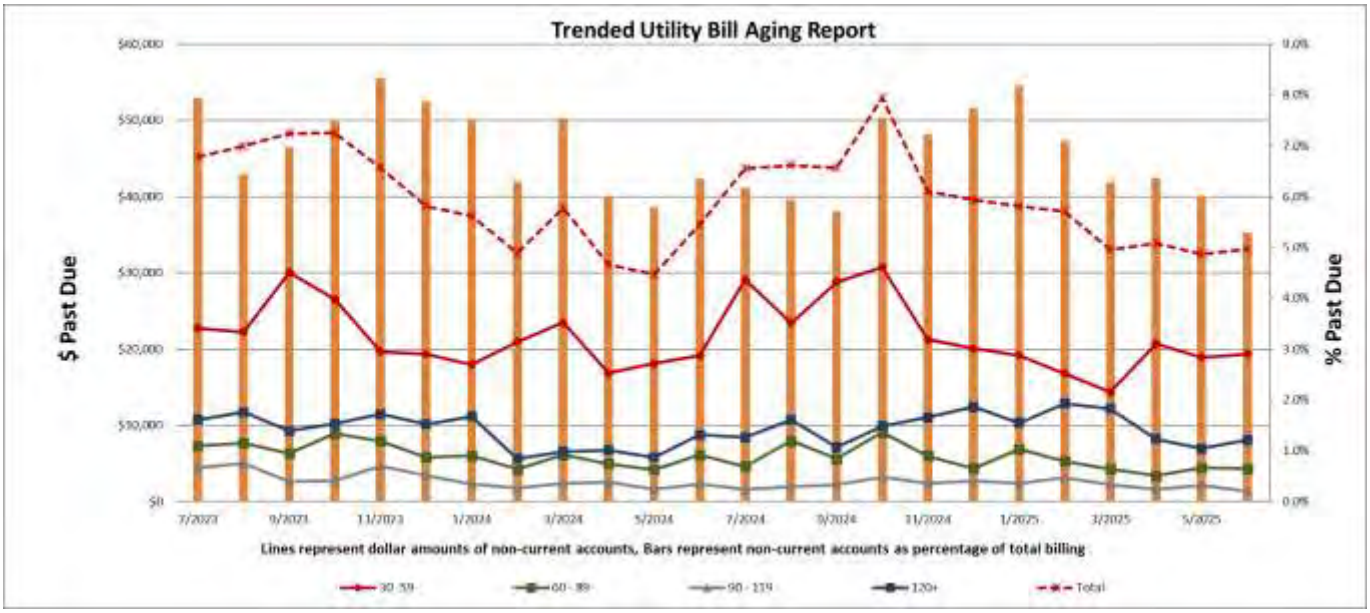


The total amount past due is $33,153 as of June 30, 2025.

## Table E Investment Summary and Cash Balance

The District's reserve funds have been separated into a multi-layer investment strategy to match the liquidity needs of operations and capital projects while maximizing the opportunity for interest earnings.
The chart below illustrates the allocation, from most liquid to least liquid, and the projected balance through the end of the fiscal year.

| | | | | Projection | | | | | | | | |
|---|---|---|---|---|---|---|---|---|---|---|---|---|
| **FY 2026** | **Apr** | **May** | **Jun** | **Jul** | **Aug** | **Sep** | **Oct** | **Nov** | **Dec** | **Jan** | **Feb** | **Mar** |
| **Chk/Sav** | 222,655 | 171,864 | 476,975 | 616,053 | 592,544 | 628,011 | 657,522 | 678,161 | 594,568 | 649,670 | 420,853 | 332,719 |
| **LAIF** | 5,144,426 | 3,789,766 | 6,589,766 | 4,889,766 | 4,289,766 | 3,289,766 | 1,989,766 | 1,989,766 | 1,989,766 | 8,589,766 | 8,589,766 | 8,389,766 |
| **Bank CDs** | 122 | 128 | 128 | 128 | 128 | 128 | 128 | 128 | 128 | 128 | 128 | 128 |
| **Op/Capital Reserve** | 21,303,148 | 21,427,722 | 21,571,466 | 21,571,466 | 21,571,466 | 21,571,466 | 20,871,466 | 20,271,466 | 19,871,466 | 19,871,466 | 19,871,466 | 19,871,466 |
| **LT Capital Reserve** | 11,827,205 | 11,877,358 | 11,982,599 | 11,982,599 | 11,982,599 | 11,982,599 | 11,982,599 | 11,982,599 | 11,982,599 | 11,982,599 | 11,982,599 | 11,982,599 |
| **LADWP Reserve** | 2,238,432 | 2,250,313 | 2,271,548 | 2,271,548 | 2,271,548 | 2,271,548 | 2,271,548 | 2,271,548 | 2,271,548 | 2,271,548 | 2,271,548 | 2,271,548 |
| **Total** | 40,735,988 | 39,517,151 | 42,892,482 | 41,331,560 | 40,708,051 | 39,743,518 | 37,773,029 | 37,193,669 | 36,710,075 | 43,365,178 | 43,136,360 | 42,848,226 |

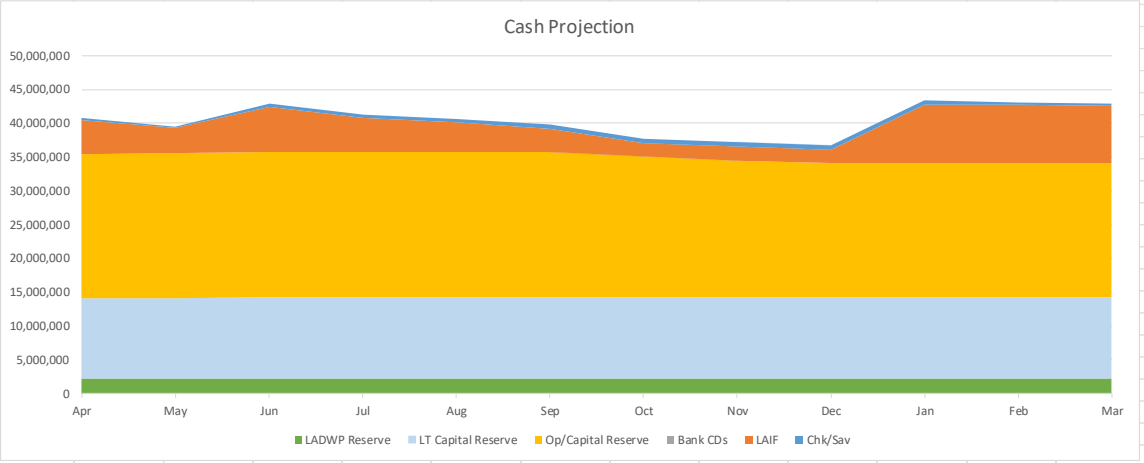


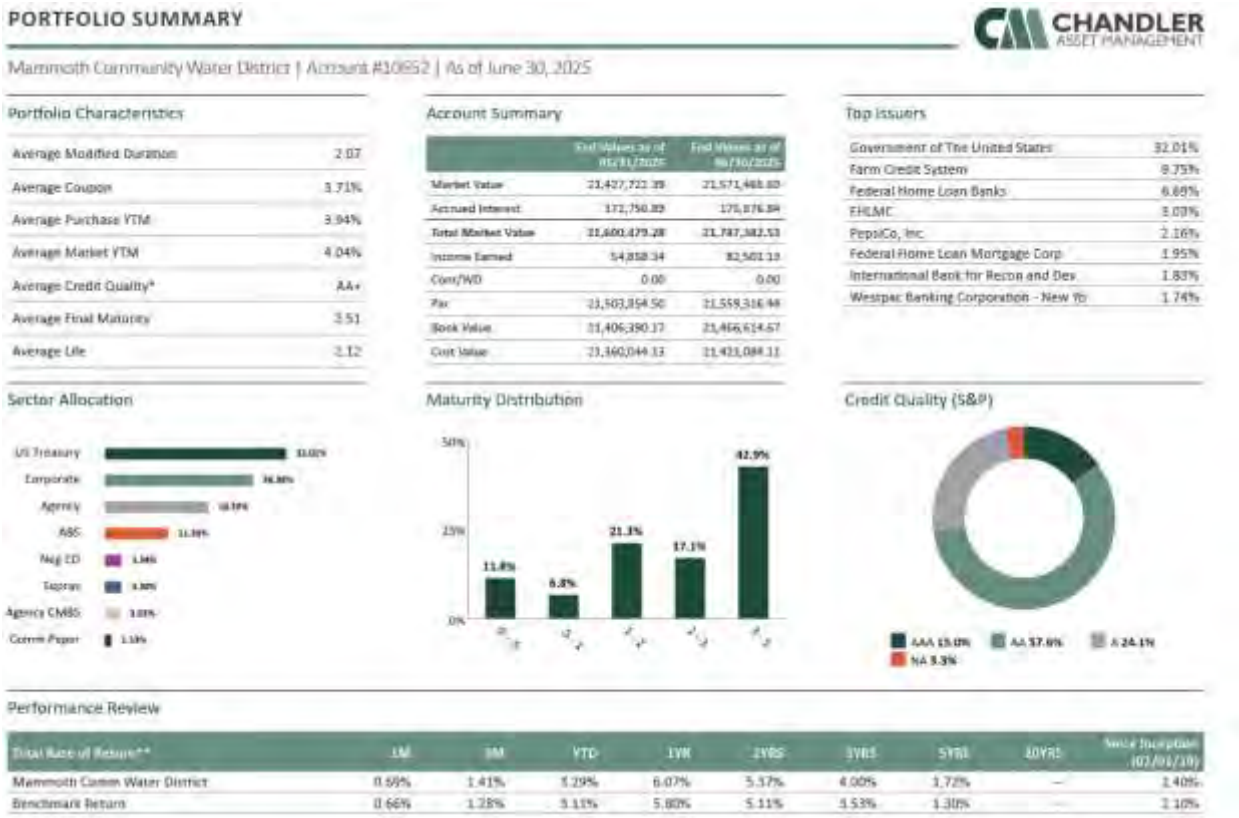

## PORTFOLIO SUMMARY

CHANDLER ASSET MANAGEMENT

MCWD Long Term Reserves | Account #11043 | As of June 30, 2025

### Portfolio Characteristics

| | |
|---|---|
| Average Modified Duration | 3.56 |
| Average Coupon | 3.67% |
| Average Purchase YTM | 4.22% |
| Average Market YTM | 4.01% |
| Average Credit Quality* | AA |
| Average Final Maturity | 4.12 |
| Average Life | 3.64 |

### Account Summary

| | End Values as of 05/31/2025 | End Values as of 06/30/2025 |
|---|---|---|
| Market Value | 11,877,267.46 | 11,983,588.18 |
| Accrued Interest | 33,768.03 | 100,776.13 |
| Total Market Value | 11,921,126.87 | 11,885,376.38 |
| Income Earned | 24,136.86 | 50,646.81 |
| Cost/WD | 0.00 | 0.00 |
| Par | 12,056,175.49 | 12,076,235.14 |
| Book Value | 11,818,402.89 | 11,851,110.09 |
| Cost Value | 11,796,778.88 | 11,741,191.59 |

### Top Issuers

| | |
|---|---|
| Government of The United States | 42.10% |
| Federal Home Loan Banks | 12.19% |
| Farm Credit System | 3.28% |
| FHLMC | 4.38% |
| FNMA | 3.37% |
| Tennessee Valley Authority | 3.16% |
| Northern Trust Corporation | 2.08% |
| Honda Motor Co., Ltd. | 1.81% |

### Sector Allocation

### Maturity Distribution

### Credit Quality (S&P)

### Performance Review

| Total Rate of Return** | 1M | 3M | YTD | 1YR | 2YRS | 3YRS | 4YRS | 5YRS | Since Inception (02/01/23) |
|---|---|---|---|---|---|---|---|---|---|
| MCWD Long Term Reserves | 0.96% | 1.49% | 4.04% | 6.41% | 5.19% | — | — | — | 4.71% |
| Benchmark Return | 0.94% | 1.43% | 3.92% | 6.24% | 4.82% | — | — | — | 3.79% |

## PORTFOLIO SUMMARY

CHANDLER ASSET MANAGEMENT

MCWD LADWP Settlement Fund | Account #10992 | As of June 30, 2025

### Portfolio Characteristics

| | |
|---|---|
| Average Modified Duration | 3.02 |
| Average Coupon | 5.55% |
| Average Purchase YTM | 4.31% |
| Average Market YTM | 4.03% |
| Average Credit Quality* | AA |
| Average Final Maturity | 4.18 |
| Average Life | 3.71 |

### Account Summary

| | End Values as of 05/31/2025 | End Values as of 06/30/2025 |
|---|---|---|
| Market Value | 2,250,132.86 | 2,271,548.37 |
| Accrued Interest | 18,085.96 | 18,757.80 |
| Total Market Value | 2,268,398.82 | 2,290,305.76 |
| Income Earned | 6,600.33 | 8,689.15 |
| Cost/WD | 0.00 | 0.00 |
| Par | 2,296,624.88 | 2,302,524.85 |
| Book Value | 2,247,937.44 | 2,255,108.46 |
| Cost Value | 2,225,452.93 | 2,223,209.31 |

### Top Issuers

| | |
|---|---|
| Government of The United States | 38.85% |
| Farm Credit System | 12.30% |
| Federal Home Loan Banks | 10.84% |
| FHLMC | 4.17% |
| BlackRock, Inc. | 2.02% |
| PACCAR Inc | 2.01% |
| Tennessee Valley Authority | 1.97% |
| UnitedHealth Group Incorporated | 2.06% |

### Sector Allocation

### Maturity Distribution

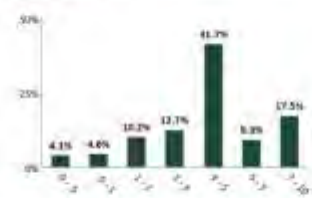


### Credit Quality (S&P)

### Performance Review

| Total Rate of Return** | 1M | 3M | YTD | 1YR | 2YRS | 3YRS | 4YRS | 5YRS | Since Inception (10/02/22) |
|---|---|---|---|---|---|---|---|---|---|
| MCWD LADWP Settlement Fund | 0.97% | 1.50% | 4.00% | 6.44% | 5.35% | — | — | — | 4.68% |
| Benchmark Return | 0.94% | 1.43% | 3.92% | 6.24% | 4.82% | — | — | — | 4.28% |

# TRANSACTION LEDGER

Mammoth Community Water District Cons | Account #10988 | As of May 31, 2025

| Transaction Type | Settlement Date | CUSIP | Quantity | Security Description | Price | Acq/ Disp Yield | Amount | Interest Pur/ Sold | Total Amount | Gain/Loss |
|---|---|---|---|---|---|---|---|---|---|---|
| **ACQUISITIONS** | | | | | | | | | | |
| Purchase | 05/02/2025 | 31846V203 | 159.23 | FIRST AMER:GVT OBLG Y | 1.000 | 3.96% | (159.23) | 0.00 | (159.23) | 0.00 |
| Purchase | 05/02/2025 | 31846V203 | 204.87 | FIRST AMER:GVT OBLG Y | 1.000 | 3.96% | (204.87) | 0.00 | (204.87) | 0.00 |
| Purchase | 05/02/2025 | 31846V203 | 1,548.02 | FIRST AMER:GVT OBLG Y | 1.000 | 3.96% | (1,548.02) | 0.00 | (1,548.02) | 0.00 |
| Purchase | 05/08/2025 | 31846V203 | 500,000.00 | FIRST AMER:GVT OBLG Y | 1.000 | 3.91% | (500,000.00) | 0.00 | (500,000.00) | 0.00 |
| Purchase | 05/08/2025 | 31846V203 | 19,598.45 | FIRST AMER:GVT OBLG Y | 1.000 | 3.91% | (19,598.45) | 0.00 | (19,598.45) | 0.00 |
| Purchase | 05/12/2025 | 31846V203 | 7,790.63 | FIRST AMER:GVT OBLG Y | 1.000 | 3.90% | (7,790.63) | 0.00 | (7,790.63) | 0.00 |
| Purchase | 05/12/2025 | 31846V203 | 225.00 | FIRST AMER:GVT OBLG Y | 1.000 | 3.90% | (225.00) | 0.00 | (225.00) | 0.00 |
| Purchase | 05/12/2025 | 31846V203 | 5,500.00 | FIRST AMER:GVT OBLG Y | 1.000 | 3.90% | (5,500.00) | 0.00 | (5,500.00) | 0.00 |
| Purchase | 05/14/2025 | 362549AD9 | 50,000.00 | GMCAR 2025-2 A3 4.28 04/16/2030 | 99.985 | 4.71% | (49,992.64) | 0.00 | (49,992.64) | 0.00 |
| Purchase | 05/14/2025 | 362549AD9 | 5,000.00 | GMCAR 2025-2 A3 4.28 04/16/2030 | 99.985 | 4.71% | (4,999.26) | 0.00 | (4,999.26) | 0.00 |
| Purchase | 05/14/2025 | 362549AD9 | 30,000.00 | GMCAR 2025-2 A3 4.28 04/16/2030 | 99.985 | 4.71% | (29,995.58) | 0.00 | (29,995.58) | 0.00 |
| Purchase | 05/15/2025 | 31846V203 | 54,827.52 | FIRST AMER:GVT OBLG Y | 1.000 | 3.92% | (54,827.52) | 0.00 | (54,827.52) | 0.00 |
| Purchase | 05/15/2025 | 31846V203 | 6,766.89 | FIRST AMER:GVT OBLG Y | 1.000 | 3.92% | (6,766.89) | 0.00 | (6,766.89) | 0.00 |
| Purchase | 05/15/2025 | 31846V203 | 466,327.17 | FIRST AMER:GVT OBLG Y | 1.000 | 3.92% | (466,327.17) | 0.00 | (466,327.17) | 0.00 |
| Purchase | 05/19/2025 | 31846V203 | 911.25 | FIRST AMER:GVT OBLG Y | 1.000 | 3.92% | (911.25) | 0.00 | (911.25) | 0.00 |
| Purchase | 05/20/2025 | 31846V203 | 6,469.65 | FIRST AMER:GVT OBLG Y | 1.000 | 3.91% | (6,469.65) | 0.00 | (6,469.65) | 0.00 |
| Purchase | 05/20/2025 | 31846V203 | 38.83 | FIRST AMER:GVT OBLG Y | 1.000 | 3.91% | (38.83) | 0.00 | (38.83) | 0.00 |
| Purchase | 05/20/2025 | 31846V203 | 194.17 | FIRST AMER:GVT OBLG Y | 1.000 | 3.91% | (194.17) | 0.00 | (194.17) | 0.00 |
| Purchase | 05/21/2025 | 58768YAD7 | 110,000.00 | MBALT 2025-A A3 4.61 04/16/2029 | 99.988 | 4.66% | (109,986.59) | 0.00 | (109,986.59) | 0.00 |
| Purchase | 05/21/2025 | 31846V203 | 57.13 | FIRST AMER:GVT OBLG Y | 1.000 | 3.90% | (57.13) | 0.00 | (57.13) | 0.00 |
| Purchase | 05/21/2025 | 31846V203 | 3,218.86 | FIRST AMER:GVT OBLG Y | 1.000 | 3.90% | (3,218.86) | 0.00 | (3,218.86) | 0.00 |
| Purchase | 05/27/2025 | 31846V203 | 4,302.08 | FIRST AMER:GVT OBLG Y | 1.000 | 3.89% | (4,302.08) | 0.00 | (4,302.08) | 0.00 |
| Purchase | 05/27/2025 | 31846V203 | 57.00 | FIRST AMER:GVT OBLG Y | 1.000 | 3.89% | (57.00) | 0.00 | (57.00) | 0.00 |
| Purchase | 05/27/2025 | 31846V203 | 441.06 | FIRST AMER:GVT OBLG Y | 1.000 | 3.89% | (441.06) | 0.00 | (441.06) | 0.00 |
| Purchase | 05/29/2025 | 362962AD4 | 100,000.00 | GMALT 2025-2 A3 4.58 05/20/2028 | 99.998 | 4.84% | (99,998.34) | 0.00 | (99,998.34) | 0.00 |

| Transaction Type | Settlement Date | CUSIP | Quantity | Security Description | Price | Acq/ Disp Yield | Amount | Interest Pur/ Sold | Total Amount | Gain/Loss |
|---|---|---|---|---|---|---|---|---|---|---|
| Purchase | 05/29/2025 | 362962AD4 | 10,000.00 | GMALT 2025-2 A3 4.58 05/20/2028 | 99.998 | 4.84% | (9,999.83) | 0.00 | (9,999.83) | 0.00 |
| Purchase | 05/29/2025 | 362962AD4 | 55,000.00 | GMALT 2025-2 A3 4.58 05/20/2028 | 99.998 | 4.84% | (54,999.09) | 0.00 | (54,999.09) | 0.00 |
| Purchase | 05/29/2025 | 89236TGY5 | 275,000.00 | TOYOTA MOTOR CREDIT CORP 3.375 04/01/2030 | 94.378 | 4.69% | (259,539.50) | (1,495.31) | (261,034.81) | 0.00 |
| Purchase | 05/29/2025 | 02079KAK3 | 275,000.00 | ALPHABET INC 4.0 05/15/2030 | 98.549 | 4.33% | (271,009.75) | (855.56) | (271,865.31) | 0.00 |
| Purchase | 05/29/2025 | 91282CGQ8 | 45,000.00 | UNITED STATES TREASURY 4.0 02/28/2030 | 99.793 | 4.05% | (44,906.84) | (440.22) | (45,347.06) | 0.00 |
| Purchase | 05/29/2025 | 31846V203 | 20,365.54 | FIRST AMER:GVT OBLG Y | 1.000 | 3.93% | (20,365.54) | 0.00 | (20,365.54) | 0.00 |
| Purchase | 05/30/2025 | 14913UAJ9 | 150,000.00 | CATERPILLAR FINANCIAL SERVICES CORP 4.85 02/27/2029 | 101.520 | 4.40% | (152,280.00) | (1,879.38) | (154,159.38) | 0.00 |
| Purchase | 05/30/2025 | 3137FJXV6 | 235,000.00 | FHMS K-083 A2 4.05 09/25/2028 | 99.055 | 4.31% | (232,778.51) | (766.69) | (233,545.20) | 0.00 |
| Purchase | 05/30/2025 | 3137FJXV6 | 45,000.00 | FHMS K-083 A2 4.05 09/25/2028 | 99.055 | 4.31% | (44,574.61) | (146.81) | (44,721.42) | 0.00 |
| **Total Purchase** | | | **2,484,003.35** | | | | **(2,464,063.89)** | **(5,583.97)** | **(2,469,647.86)** | **0.00** |
| **TOTAL ACQUISITIONS** | | | **2,484,003.35** | | | | **(2,464,063.89)** | **(5,583.97)** | **(2,469,647.86)** | **0.00** |
| **DISPOSITIONS** | | | | | | | | | | |
| Maturity | 05/08/2025 | 912797NE3 | (500,000.00) | UNITED STATES TREASURY 05/08/2025 | 100.000 | 4.48% | 500,000.00 | 0.00 | 500,000.00 | 0.00 |
| Maturity | 05/15/2025 | 912797LB1 | (425,000.00) | UNITED STATES TREASURY 05/15/2025 | 100.000 | 4.29% | 425,000.00 | 0.00 | 425,000.00 | 0.00 |
| **Total Maturity** | | | **(925,000.00)** | | | | **925,000.00** | **0.00** | **925,000.00** | **0.00** |
| Sale | 05/08/2025 | 912828X88 | (25,000.00) | UNITED STATES TREASURY 2.375 05/15/2027 | 97.250 | 4.09% | 24,312.50 | (285.39) | 24,597.89 | 98.58 |
| Sale | 05/08/2025 | 9128284V9 | (30,000.00) | UNITED STATES TREASURY 2.875 08/15/2028 | 97.191 | 4.00% | 29,157.42 | (195.37) | 29,352.79 | 150.83 |
| Sale | 05/08/2025 | 31846V203 | (5,643.30) | FIRST AMER:GVT OBLG Y | 1.000 | 3.91% | 5,643.30 | 0.00 | 5,643.30 | 0.00 |

| Transaction Type | Settlement Date | CUSIP | Quantity | Security Description | Price | Acq/ Disp Yield | Amount | Interest Pur/ Sold | Total Amount | Gain/Loss |
|---|---|---|---|---|---|---|---|---|---|---|
| Sale | 05/12/2025 | 31846V203 | (2,801.72) | FIRST AMER:GVT OBLG Y | 1.000 | 3.90% | 2,801.72 | 0.00 | 2,801.72 | 0.00 |
| Sale | 05/14/2025 | 31846V203 | (49,992.64) | FIRST AMER:GVT OBLG Y | 1.000 | 3.92% | 49,992.64 | 0.00 | 49,992.64 | 0.00 |
| Sale | 05/14/2025 | 31846V203 | (4,999.26) | FIRST AMER:GVT OBLG Y | 1.000 | 3.92% | 4,999.26 | 0.00 | 4,999.26 | 0.00 |
| Sale | 05/14/2025 | 31846V203 | (29,995.58) | FIRST AMER:GVT OBLG Y | 1.000 | 3.92% | 29,995.58 | 0.00 | 29,995.58 | 0.00 |
| Sale | 05/21/2025 | 31846V203 | (108,736.55) | FIRST AMER:GVT OBLG Y | 1.000 | 3.90% | 108,736.55 | 0.00 | 108,736.55 | 0.00 |
| Sale | 05/23/2025 | 31846V203 | (274.83) | FIRST AMER:GVT OBLG Y | 1.000 | 3.89% | 274.83 | 0.00 | 274.83 | 0.00 |
| Sale | 05/29/2025 | 3133EPQC2 | (45,000.00) | FEDERAL FARM CREDIT BANKS FUNDING CORP 4.625 07/17/2026 | 100.330 | 4.66% | 45,148.49 | (763.13) | 45,911.62 | 163.47 |
| Sale | 05/29/2025 | 91282CHU8 | (200,000.00) | UNITED STATES TREASURY 4.375 08/15/2026 | 100.277 | 4.37% | 200,554.69 | (2,489.64) | 203,044.33 | 536.30 |
| Sale | 05/29/2025 | 91282CFM8 | (15,000.00) | UNITED STATES TREASURY 4.125 09/30/2027 | 100.355 | 4.12% | 15,053.32 | (99.74) | 15,153.06 | 51.07 |
| Sale | 05/29/2025 | 912828R36 | (15,000.00) | UNITED STATES TREASURY 1.625 05/15/2026 | 97.590 | 3.96% | 14,638.48 | (9.27) | 14,647.75 | (49.28) |
| Sale | 05/29/2025 | 31846V203 | (54,999.09) | FIRST AMER:GVT OBLG Y | 1.000 | 3.94% | 54,999.09 | 0.00 | 54,999.09 | 0.00 |
| Sale | 05/29/2025 | 31846V203 | (429,854.13) | FIRST AMER:GVT OBLG Y | 1.000 | 3.93% | 429,854.13 | 0.00 | 429,854.13 | 0.00 |
| Sale | 05/30/2025 | 31846V203 | (44,721.42) | FIRST AMER:GVT OBLG Y | 1.000 | 3.94% | 44,721.42 | 0.00 | 44,721.42 | 0.00 |
| Sale | 05/30/2025 | 31846V203 | (387,704.58) | FIRST AMER:GVT OBLG Y | 1.000 | 3.94% | 387,704.58 | 0.00 | 387,704.58 | 0.00 |
| **Total Sale** | | | **(1,449,723.10)** | | | | **1,448,588.00** | **(3,842.54)** | **1,452,430.54** | **950.97** |
| **TOTAL DISPOSITIONS** | | | **(2,374,723.10)** | | | | **2,373,588.00** | **(3,842.54)** | **2,377,430.54** | **950.97** |
| **OTHER TRANSACTIONS** | | | | | | | | | | |
| Coupon | 05/01/2025 | 3137FETN0 | 0.00 | FHMS K-073 A2 3.35 01/25/2028 | | 4.34% | 656.04 | 0.00 | 656.04 | 0.00 |
| Coupon | 05/01/2025 | 31307PNB1 | 0.00 | FH J33086 3.0 11/01/2030 | | 2.38% | 21.90 | 0.00 | 21.90 | 0.00 |
| Coupon | 05/01/2025 | 3138YDAS8 | 0.00 | FN AY0016 2.5 01/01/2030 | | 2.16% | 13.08 | 0.00 | 13.08 | 0.00 |

| Transaction Type | Settlement Date | CUSIP | Quantity | Security Description | Price | Acq/ Disp Yield | Amount | Interest Pur/ Sold | Total Amount | Gain/Loss |
|---|---|---|---|---|---|---|---|---|---|---|
| Coupon | 05/01/2025 | 31307PEF2 | 0.00 | FH J32834 2.5 09/01/2030 | | 2.08% | 17.05 | 0.00 | 17.05 | 0.00 |
| Coupon | 05/01/2025 | 3137BSRE5 | 0.00 | FHMS K-059 A2 3.12 09/25/2026 | | 1.98% | 715.00 | 0.00 | 715.00 | 0.00 |
| Coupon | 05/10/2025 | 713448FW3 | 0.00 | PEPSICO INC 5.125 11/10/2026 | | 4.10% | 6,790.63 | 0.00 | 6,790.63 | 0.00 |
| Coupon | 05/10/2025 | 665859AW4 | 0.00 | NORTHERN TRUST CORP 4.0 05/10/2027 | | 3.98% | 5,000.00 | 0.00 | 5,000.00 | 0.00 |
| Coupon | 05/12/2025 | 023135BX3 | 0.00 | AMAZON.COM INC 1.0 05/12/2026 | | 4.91% | 500.00 | 0.00 | 500.00 | 0.00 |
| Coupon | 05/12/2025 | 023135BX3 | 0.00 | AMAZON.COM INC 1.0 05/12/2026 | | 4.54% | 225.00 | 0.00 | 225.00 | 0.00 |
| Coupon | 05/12/2025 | 023135BX3 | 0.00 | AMAZON.COM INC 1.0 05/12/2026 | | 0.80% | 1,000.00 | 0.00 | 1,000.00 | 0.00 |
| Coupon | 05/15/2025 | 47786WAD2 | 0.00 | JDOT 2024-B A3 5.2 03/15/2029 | | 5.81% | 390.00 | 0.00 | 390.00 | 0.00 |
| Coupon | 05/15/2025 | 47787CAC7 | 0.00 | JDOT 2023-C A3 5.48 05/15/2028 | | 5.55% | 730.67 | 0.00 | 730.67 | 0.00 |
| Coupon | 05/15/2025 | 44934QAD3 | 0.00 | HART 2024-B A3 4.84 03/15/2029 | | 5.45% | 181.50 | 0.00 | 181.50 | 0.00 |
| Coupon | 05/15/2025 | 58768PAC8 | 0.00 | MBART 2022-1 A3 5.21 08/16/2027 | | 5.27% | 474.77 | 0.00 | 474.77 | 0.00 |
| Coupon | 05/15/2025 | 161571HT4 | 0.00 | CHAIT 2023-1 A 5.16 09/15/2028 | | 5.23% | 752.50 | 0.00 | 752.50 | 0.00 |
| Coupon | 05/15/2025 | 47800BAC2 | 0.00 | JDOT 2022-C A3 5.09 06/15/2027 | | 5.15% | 363.96 | 0.00 | 363.96 | 0.00 |
| Coupon | 05/15/2025 | 448979AD6 | 0.00 | HART 2023-A A3 4.58 04/15/2027 | | 5.14% | 200.19 | 0.00 | 200.19 | 0.00 |
| Coupon | 05/15/2025 | 927804GH1 | 0.00 | VIRGINIA ELECTRIC AND POWER CO 3.75 05/15/2027 | | 5.05% | 2,812.50 | 0.00 | 2,812.50 | 0.00 |
| Coupon | 05/15/2025 | 91324PEG3 | 0.00 | UNITEDHEALTH GROUP INC 3.7 05/15/2027 | | 4.96% | 2,775.00 | 0.00 | 2,775.00 | 0.00 |

| Transaction Type | Settlement Date | CUSIP | Quantity | Security Description | Price | Acq/ Disp Yield | Amount | Interest Pur/ Sold | Total Amount | Gain/Loss |
|---|---|---|---|---|---|---|---|---|---|---|
| Coupon | 05/15/2025 | 05522RDJ4 | 0.00 | BACCT 2024-1 A 4.93 05/15/2029 | | 4.93% | 369.75 | 0.00 | 369.75 | 0.00 |
| Coupon | 05/15/2025 | 912828X88 | 0.00 | UNITED STATES TREASURY 2.375 05/15/2027 | | 4.88% | 4,156.25 | 0.00 | 4,156.25 | 0.00 |
| Coupon | 05/15/2025 | 927804GH1 | 0.00 | VIRGINIA ELECTRIC AND POWER CO 3.75 05/15/2027 | | 4.87% | 750.00 | 0.00 | 750.00 | 0.00 |
| Coupon | 05/15/2025 | 44935CAD3 | 0.00 | HART 2025-A A3 4.32 10/15/2029 | | 4.84% | 468.00 | 0.00 | 468.00 | 0.00 |
| Coupon | 05/15/2025 | 912828YS3 | 0.00 | UNITED STATES TREASURY 1.75 11/15/2029 | | 4.82% | 1,487.50 | 0.00 | 1,487.50 | 0.00 |
| Coupon | 05/15/2025 | 89240JAD3 | 0.00 | TAOT 25A A3 4.64 08/15/2029 | | 4.69% | 483.33 | 0.00 | 483.33 | 0.00 |
| Coupon | 05/15/2025 | 91282CFV8 | 0.00 | UNITED STATES TREASURY 4.125 11/15/2032 | | 4.61% | 4,537.50 | 0.00 | 4,537.50 | 0.00 |
| Coupon | 05/15/2025 | 91282CKQ3 | 0.00 | UNITED STATES TREASURY 4.375 05/15/2034 | | 4.60% | 984.37 | 0.00 | 984.37 | 0.00 |
| Coupon | 05/15/2025 | 91282CKQ3 | 0.00 | UNITED STATES TREASURY 4.375 05/15/2034 | | 4.60% | 4,703.13 | 0.00 | 4,703.13 | 0.00 |
| Coupon | 05/15/2025 | 02582JKM1 | 0.00 | AMXCA 2025-1 A 4.56 12/17/2029 | | 4.57% | 893.00 | 0.00 | 893.00 | 0.00 |
| Coupon | 05/15/2025 | 4581X0EK0 | 0.00 | INTER-AMERICAN DEVELOPMENT BANK 4.5 05/15/2026 | | 4.53% | 7,087.50 | 0.00 | 7,087.50 | 0.00 |
| Coupon | 05/15/2025 | 91282CHC8 | 0.00 | UNITED STATES TREASURY 3.375 05/15/2033 | | 4.52% | 4,218.75 | 0.00 | 4,218.75 | 0.00 |
| Coupon | 05/15/2025 | 91324PEG3 | 0.00 | UNITEDHEALTH GROUP INC 3.7 05/15/2027 | | 4.38% | 832.50 | 0.00 | 832.50 | 0.00 |
| Coupon | 05/15/2025 | 9128283F5 | 0.00 | UNITED STATES TREASURY 2.25 11/15/2027 | | 4.37% | 2,700.00 | 0.00 | 2,700.00 | 0.00 |
| Coupon | 05/15/2025 | 9128285M8 | 0.00 | UNITED STATES TREASURY 3.125 11/15/2028 | | 4.34% | 3,906.25 | 0.00 | 3,906.25 | 0.00 |
| Coupon | 05/15/2025 | 912810FF0 | 0.00 | UNITED STATES TREASURY 5.25 11/15/2028 | | 4.30% | 8,531.25 | 0.00 | 8,531.25 | 0.00 |

| Transaction Type | Settlement Date | CUSIP | Quantity | Security Description | Price | Acq/ Disp Yield | Amount | Interest Pur/ Sold | Total Amount | Gain/Loss |
|---|---|---|---|---|---|---|---|---|---|---|
| Coupon | 05/15/2025 | 92970QAE5 | 0.00 | WFCIT 2024-2 A 4.29 10/15/2029 | | 4.29% | 375.38 | 0.00 | 375.38 | 0.00 |
| Coupon | 05/15/2025 | 9128284N7 | 0.00 | UNITED STATES TREASURY 2.875 05/15/2028 | | 4.23% | 646.88 | 0.00 | 646.88 | 0.00 |
| Coupon | 05/15/2025 | 912828R36 | 0.00 | UNITED STATES TREASURY 1.625 05/15/2026 | | 3.96% | 121.88 | 0.00 | 121.88 | 0.00 |
| Coupon | 05/15/2025 | 91282CAV3 | 0.00 | UNITED STATES TREASURY 0.875 11/15/2030 | | 3.94% | 656.25 | 0.00 | 656.25 | 0.00 |
| Coupon | 05/15/2025 | 912828YS3 | 0.00 | UNITED STATES TREASURY 1.75 11/15/2029 | | 3.85% | 393.75 | 0.00 | 393.75 | 0.00 |
| Coupon | 05/15/2025 | 9128283F5 | 0.00 | UNITED STATES TREASURY 2.25 11/15/2027 | | 3.81% | 506.25 | 0.00 | 506.25 | 0.00 |
| Coupon | 05/15/2025 | 9128285M8 | 0.00 | UNITED STATES TREASURY 3.125 11/15/2028 | | 3.80% | 625.00 | 0.00 | 625.00 | 0.00 |
| Coupon | 05/15/2025 | 89231CAD9 | 0.00 | TAOT 2022-C A3 3.76 04/15/2027 | | 3.80% | 133.62 | 0.00 | 133.62 | 0.00 |
| Coupon | 05/15/2025 | 91282CEP2 | 0.00 | UNITED STATES TREASURY 2.875 05/15/2032 | | 3.78% | 2,731.25 | 0.00 | 2,731.25 | 0.00 |
| Coupon | 05/15/2025 | 47800AAC4 | 0.00 | JDOT 2022-B A3 3.74 02/16/2027 | | 3.77% | 118.41 | 0.00 | 118.41 | 0.00 |
| Coupon | 05/15/2025 | 91282CFV8 | 0.00 | UNITED STATES TREASURY 4.125 11/15/2032 | | 3.75% | 928.13 | 0.00 | 928.13 | 0.00 |
| Coupon | 05/15/2025 | 91282CHC8 | 0.00 | UNITED STATES TREASURY 3.375 05/15/2033 | | 3.72% | 759.38 | 0.00 | 759.38 | 0.00 |
| Coupon | 05/15/2025 | 91282CAV3 | 0.00 | UNITED STATES TREASURY 0.875 11/15/2030 | | 3.63% | 218.75 | 0.00 | 218.75 | 0.00 |
| Coupon | 05/15/2025 | 912828R36 | 0.00 | UNITED STATES TREASURY 1.625 05/15/2026 | | 2.46% | 3,250.00 | 0.00 | 3,250.00 | 0.00 |
| Coupon | 05/17/2025 | 58933YBH7 | 0.00 | MERCK & CO INC 4.05 05/17/2028 | | 4.07% | 911.25 | 0.00 | 911.25 | 0.00 |
| Coupon | 05/20/2025 | 379929AD4 | 0.00 | GMALT 2023-3 A3 5.38 11/20/2026 | | 5.38% | 134.19 | 0.00 | 134.19 | 0.00 |
| Coupon | 05/20/2025 | 36271VAD9 | 0.00 | GMALT 2025-1 A3 4.66 02/21/2028 | | 4.66% | 349.50 | 0.00 | 349.50 | 0.00 |

| Transaction Type | Settlement Date | CUSIP | Quantity | Security Description | Price | Acq/ Disp Yield | Amount | Interest Pur/ Sold | Total Amount | Gain/Loss |
|---|---|---|---|---|---|---|---|---|---|---|
| Coupon | 05/20/2025 | 36271VAD9 | 0.00 | GMALT 2025-1 A3 4.66 02/21/2028 | | 4.66% | 38.83 | 0.00 | 38.83 | 0.00 |
| Coupon | 05/20/2025 | 36271VAD9 | 0.00 | GMALT 2025-1 A3 4.66 02/21/2028 | | 4.66% | 194.17 | 0.00 | 194.17 | 0.00 |
| Coupon | 05/20/2025 | 92348KDY6 | 0.00 | VZMT 2025-3 A1A 4.51 03/20/2030 | | 4.51% | 601.33 | 0.00 | 601.33 | 0.00 |
| Coupon | 05/21/2025 | 438123AC5 | 0.00 | HAROT 2023-4 A3 5.67 06/21/2028 | | 5.74% | 259.88 | 0.00 | 259.88 | 0.00 |
| Coupon | 05/21/2025 | 43813YAC6 | 0.00 | HAROT 2024-3 A3 4.57 03/21/2029 | | 4.66% | 380.83 | 0.00 | 380.83 | 0.00 |
| Coupon | 05/21/2025 | 43814VAC1 | 0.00 | HAROT 2025-1 A3 4.57 09/21/2029 | | 4.57% | 609.33 | 0.00 | 609.33 | 0.00 |
| Coupon | 05/21/2025 | 43814VAC1 | 0.00 | HAROT 2025-1 A3 4.57 09/21/2029 | | 4.57% | 57.13 | 0.00 | 57.13 | 0.00 |
| Coupon | 05/21/2025 | 43814VAC1 | 0.00 | HAROT 2025-1 A3 4.57 09/21/2029 | | 4.57% | 342.75 | 0.00 | 342.75 | 0.00 |
| Coupon | 05/21/2025 | 43815GAC3 | 0.00 | HAROT 2021-4 A3 0.88 01/21/2026 | | 1.29% | 2.11 | 0.00 | 2.11 | 0.00 |
| Coupon | 05/25/2025 | 05592XAD2 | 0.00 | BMWOT 2023-A A3 5.47 02/25/2028 | | 5.47% | 120.13 | 0.00 | 120.13 | 0.00 |
| Coupon | 05/25/2025 | 096919AD7 | 0.00 | BMWOT 2024-A A3 5.18 02/26/2029 | | 5.18% | 345.33 | 0.00 | 345.33 | 0.00 |
| Coupon | 05/25/2025 | 096924AD7 | 0.00 | BMWOT 2025-A A3 4.56 09/25/2029 | | 4.56% | 57.00 | 0.00 | 57.00 | 0.00 |
| Coupon | 05/25/2025 | 096924AD7 | 0.00 | BMWOT 2025-A A3 4.56 09/25/2029 | | 4.56% | 285.00 | 0.00 | 285.00 | 0.00 |
| Coupon | 05/25/2025 | 096924AD7 | 0.00 | BMWOT 2025-A A3 4.56 09/25/2029 | | 4.56% | 532.00 | 0.00 | 532.00 | 0.00 |
| Coupon | 05/31/2025 | 91282CHE4 | 0.00 | UNITED STATES TREASURY 3.625 05/31/2028 | | 4.69% | 4,078.13 | 0.00 | 4,078.13 | 0.00 |
| Coupon | 05/31/2025 | 91282CFY2 | 0.00 | UNITED STATES TREASURY 3.875 11/30/2029 | | 4.32% | 6,781.25 | 0.00 | 6,781.25 | 0.00 |
| Coupon | 05/31/2025 | 91282CHF1 | 0.00 | UNITED STATES TREASURY 3.75 05/31/2030 | | 4.24% | 4,406.25 | 0.00 | 4,406.25 | 0.00 |

| Transaction Type | Settlement Date | CUSIP | Quantity | Security Description | Price | Acq/ Disp Yield | Amount | Interest Pur/ Sold | Total Amount | Gain/Loss |
|---|---|---|---|---|---|---|---|---|---|---|
| Coupon | 05/31/2025 | 91282CHF1 | 0.00 | UNITED STATES TREASURY 3.75 05/31/2030 | | 4.24% | 843.75 | 0.00 | 843.75 | 0.00 |
| Coupon | 05/31/2025 | 91282CHE4 | 0.00 | UNITED STATES TREASURY 3.625 05/31/2028 | | 3.98% | 815.63 | 0.00 | 815.63 | 0.00 |
| Coupon | 05/31/2025 | 91282CHE4 | 0.00 | UNITED STATES TREASURY 3.625 05/31/2028 | | 3.78% | 5,890.62 | 0.00 | 5,890.62 | 0.00 |
| **Total Coupon** | | | **0.00** | | | | **109,230.19** | **0.00** | **109,230.19** | **0.00** |
| Custody Fee | 05/23/2025 | CCYUSD | (274.83) | Cash | | 0.00% | (274.83) | 0.00 | (274.83) | 0.00 |
| **Total Custody Fee** | | | **(274.83)** | | | | **(274.83)** | **0.00** | **(274.83)** | **0.00** |
| Dividend | 05/31/2025 | 31846V203 | 0.00 | FIRST AMER:GVT OBLG Y | | 3.94% | 2,300.29 | 0.00 | 2,300.29 | 0.00 |
| **Total Dividend** | | | **0.00** | | | | **2,300.29** | **0.00** | **2,300.29** | **0.00** |
| Management Fee | 05/12/2025 | CCYUSD | (2,801.72) | Cash | | 0.00% | (2,801.72) | 0.00 | (2,801.72) | 0.00 |
| **Total Management Fee** | | | **(2,801.72)** | | | | **(2,801.72)** | **0.00** | **(2,801.72)** | **0.00** |
| Principal Paydown | 05/01/2025 | 31307PNB1 | 245.94 | FH J33086 3.0 11/01/2030 | | 2.38% | 245.94 | -- | 245.94 | 0.00 |
| Principal Paydown | 05/01/2025 | 3138YDAS8 | 142.98 | FN AY0016 2.5 01/01/2030 | | 2.16% | 142.98 | -- | 142.98 | (0.00) |
| Principal Paydown | 05/01/2025 | 31307PEF2 | 175.45 | FH J32834 2.5 09/01/2030 | | 2.08% | 175.45 | -- | 175.45 | (0.00) |
| Principal Paydown | 05/15/2025 | 58768PAC8 | 9,985.83 | MBART 2022-1 A3 5.21 08/16/2027 | | 5.27% | 9,985.83 | -- | 9,985.83 | 0.00 |
| Principal Paydown | 05/15/2025 | 47800BAC2 | 9,974.74 | JDOT 2022-C A3 5.09 06/15/2027 | | 5.15% | 9,974.74 | -- | 9,974.74 | 0.00 |
| Principal Paydown | 05/15/2025 | 448979AD6 | 5,468.29 | HART 2023-A A3 4.58 04/15/2027 | | 5.14% | 5,468.29 | -- | 5,468.29 | (0.00) |
| Principal Paydown | 05/15/2025 | 89231CAD9 | 4,238.05 | TAOT 2022-C A3 3.76 04/15/2027 | | 3.80% | 4,238.05 | -- | 4,238.05 | 0.00 |
| Principal Paydown | 05/15/2025 | 47800AAC4 | 6,539.23 | JDOT 2022-B A3 3.74 02/16/2027 | | 3.77% | 6,539.23 | -- | 6,539.23 | (0.00) |
| Principal Paydown | 05/20/2025 | 379929AD4 | 5,384.63 | GMALT 2023-3 A3 5.38 11/20/2026 | | 5.38% | 5,384.63 | -- | 5,384.63 | (0.00) |

| Transaction Type | Settlement Date | CUSIP | Quantity | Security Description | Price | Acq/ Disp Yield | Amount | Interest Pur/ Sold | Total Amount | Gain/Loss |
|---|---|---|---|---|---|---|---|---|---|---|
| Principal Paydown | 05/21/2025 | 43815GAC3 | 2,874.00 | HAROT 2021-4 A3 0.88 01/21/2026 | | 1.29% | 2,874.00 | -- | 2,874.00 | (0.01) |
| Principal Paydown | 05/25/2025 | 05592XAD2 | 1,933.58 | BMWOT 2023-A A3 5.47 02/25/2028 | | 5.47% | 1,933.58 | -- | 1,933.58 | (0.00) |
| **Total Principal Paydown** | | | **46,962.72** | | | | **46,962.72** | **--** | **46,962.72** | **(0.03)** |
| **TOTAL OTHER TRANSACTIONS** | | | **43,886.17** | | | | **155,416.65** | **0.00** | **155,416.65** | **(0.03)** |

| Transaction Type | Settlement Date | CUSIP | Quantity | Security Description | Price | Acq/ Disp Yield | Amount | Interest Pur/ Sold | Total Amount | Gain/Loss |
|---|---|---|---|---|---|---|---|---|---|---|
| **ACQUISITIONS** | | | | | | | | | | |
| Purchase | 06/02/2025 | 31846V203 | 12,671.87 | FIRST AMER:GVT OBLG Y | 1.000 | 3.94% | (12,671.87) | 0.00 | (12,671.87) | 0.00 |
| Purchase | 06/02/2025 | 31846V203 | 1,659.38 | FIRST AMER:GVT OBLG Y | 1.000 | 3.94% | (1,659.38) | 0.00 | (1,659.38) | 0.00 |
| Purchase | 06/02/2025 | 31846V203 | 8,484.38 | FIRST AMER:GVT OBLG Y | 1.000 | 3.94% | (8,484.38) | 0.00 | (8,484.38) | 0.00 |
| Purchase | 06/03/2025 | 31846V203 | 1,380.01 | FIRST AMER:GVT OBLG Y | 1.000 | 3.93% | (1,380.01) | 0.00 | (1,380.01) | 0.00 |
| Purchase | 06/03/2025 | 31846V203 | 75.58 | FIRST AMER:GVT OBLG Y | 1.000 | 3.93% | (75.58) | 0.00 | (75.58) | 0.00 |
| Purchase | 06/03/2025 | 31846V203 | 844.70 | FIRST AMER:GVT OBLG Y | 1.000 | 3.93% | (844.70) | 0.00 | (844.70) | 0.00 |
| Purchase | 06/06/2025 | 31846V203 | 60,000.00 | FIRST AMER:GVT OBLG Y | 1.000 | 3.89% | (60,000.00) | 0.00 | (60,000.00) | 0.00 |
| Purchase | 06/06/2025 | 31846V203 | 1,020.00 | FIRST AMER:GVT OBLG Y | 1.000 | 3.89% | (1,020.00) | 0.00 | (1,020.00) | 0.00 |
| Purchase | 06/09/2025 | 31846V203 | 10,812.50 | FIRST AMER:GVT OBLG Y | 1.000 | 3.89% | (10,812.50) | 0.00 | (10,812.50) | 0.00 |
| Purchase | 06/09/2025 | 31846V203 | 568.75 | FIRST AMER:GVT OBLG Y | 1.000 | 3.89% | (568.75) | 0.00 | (568.75) | 0.00 |
| Purchase | 06/09/2025 | 31846V203 | 9,987.50 | FIRST AMER:GVT OBLG Y | 1.000 | 3.89% | (9,987.50) | 0.00 | (9,987.50) | 0.00 |
| Purchase | 06/10/2025 | 92970QAJ4 | 20,000.00 | WFCIT 2025-1 A 4.34 05/15/2030 | 99.998 | 4.33% | (19,999.67) | 0.00 | (19,999.67) | 0.00 |
| Purchase | 06/10/2025 | 92970QAJ4 | 95,000.00 | WFCIT 2025-1 A 4.34 05/15/2030 | 99.998 | 4.33% | (94,998.42) | 0.00 | (94,998.42) | 0.00 |
| Purchase | 06/10/2025 | 31846V203 | 1,700.00 | FIRST AMER:GVT OBLG Y | 1.000 | 3.89% | (1,700.00) | 0.00 | (1,700.00) | 0.00 |
| Purchase | 06/12/2025 | 31846V203 | 984.38 | FIRST AMER:GVT OBLG Y | 1.000 | 3.89% | (984.38) | 0.00 | (984.38) | 0.00 |
| Purchase | 06/13/2025 | 31846V203 | 313,681.01 | FIRST AMER:GVT OBLG Y | 1.000 | 3.89% | (313,681.01) | 0.00 | (313,681.01) | 0.00 |
| Purchase | 06/13/2025 | 31846V203 | 73,828.82 | FIRST AMER:GVT OBLG Y | 1.000 | 3.89% | (73,828.82) | 0.00 | (73,828.82) | 0.00 |
| Purchase | 06/13/2025 | 31846V203 | 311,059.80 | FIRST AMER:GVT OBLG Y | 1.000 | 3.89% | (311,059.80) | 0.00 | (311,059.80) | 0.00 |
| Purchase | 06/16/2025 | 3137FPJG1 | 160,000.00 | FHMS K-099 A2 2.595 09/25/2029 | 93.520 | 4.29% | (149,631.25) | (173.00) | (149,804.25) | 0.00 |
| Purchase | 06/16/2025 | 31846V203 | 40.35 | FIRST AMER:GVT OBLG Y | 1.000 | 3.89% | (40.35) | 0.00 | (40.35) | 0.00 |
| Purchase | 06/16/2025 | 31846V203 | 7,492.81 | FIRST AMER:GVT OBLG Y | 1.000 | 3.89% | (7,492.81) | 0.00 | (7,492.81) | 0.00 |
| Purchase | 06/17/2025 | 06406RBV8 | 275,000.00 | BANK OF NEW YORK MELLON CORP 4.975 03/14/2030 | 101.640 | 4.49% | (279,510.00) | (3,534.32) | (283,044.32) | 0.00 |
| Purchase | 06/17/2025 | 96130AB31 | 375,000.00 | Westpac Banking Corporation - New York Branch 4.39 03/11/2026 | 100.041 | 4.33% | (375,153.15) | (274.38) | (375,427.53) | 0.00 |

| Transaction Type | Settlement Date | CUSIP | Quantity | Security Description | Price | Acq/ Disp Yield | Amount | Interest Pur/ Sold | Total Amount | Gain/Loss |
|---|---|---|---|---|---|---|---|---|---|---|
| Purchase | 06/17/2025 | 3137FEZU7 | 50,000.00 | FHMS K-076 A2 3.9 04/25/2028 | 99.164 | 4.16% | (49,582.03) | (86.67) | (49,668.70) | 0.00 |
| Purchase | 06/17/2025 | 3137FEZU7 | 275,000.00 | FHMS K-076 A2 3.9 04/25/2028 | 99.164 | 4.16% | (272,701.17) | (476.67) | (273,177.84) | 0.00 |
| Purchase | 06/18/2025 | 31846V203 | 84.38 | FIRST AMER:GVT OBLG Y | 1.000 | 3.91% | (84.38) | 0.00 | (84.38) | 0.00 |
| Purchase | 06/20/2025 | 31846V203 | 6,071.47 | FIRST AMER:GVT OBLG Y | 1.000 | 3.90% | (6,071.47) | 0.00 | (6,071.47) | 0.00 |
| Purchase | 06/20/2025 | 31846V203 | 46,106.18 | FIRST AMER:GVT OBLG Y | 1.000 | 3.90% | (46,106.18) | 0.00 | (46,106.18) | 0.00 |
| Purchase | 06/20/2025 | 31846V203 | 341.11 | FIRST AMER:GVT OBLG Y | 1.000 | 3.90% | (341.11) | 0.00 | (341.11) | 0.00 |
| Purchase | 06/23/2025 | 31846V203 | 8,750.04 | FIRST AMER:GVT OBLG Y | 1.000 | 3.89% | (8,750.04) | 0.00 | (8,750.04) | 0.00 |
| Purchase | 06/23/2025 | 31846V203 | 57.13 | FIRST AMER:GVT OBLG Y | 1.000 | 3.89% | (57.13) | 0.00 | (57.13) | 0.00 |
| Purchase | 06/23/2025 | 31846V203 | 342.75 | FIRST AMER:GVT OBLG Y | 1.000 | 3.89% | (342.75) | 0.00 | (342.75) | 0.00 |
| Purchase | 06/25/2025 | 31846V203 | 3,932.55 | FIRST AMER:GVT OBLG Y | 1.000 | | (3,932.55) | 0.00 | (3,932.55) | 0.00 |
| Purchase | 06/25/2025 | 31846V203 | 921.38 | FIRST AMER:GVT OBLG Y | 1.000 | | (921.38) | 0.00 | (921.38) | 0.00 |
| Purchase | 06/25/2025 | 31846V203 | 4,794.15 | FIRST AMER:GVT OBLG Y | 1.000 | | (4,794.15) | 0.00 | (4,794.15) | 0.00 |
| Purchase | 06/30/2025 | 31846V203 | 7,312.50 | FIRST AMER:GVT OBLG Y | 1.000 | 3.96% | (7,312.50) | 0.00 | (7,312.50) | 0.00 |
| Purchase | 06/30/2025 | 91282CLM1 | 50,000.00 | UNITED STATES TREASURY 3.625 09/30/2031 | 98.234 | 3.95% | (49,117.19) | (450.65) | (49,567.84) | 0.00 |
| **Total Purchase** | | | **2,195,005.48** | | | | **(2,185,698.36)** | **(4,995.69)** | **(2,190,694.05)** | **0.00** |
| **TOTAL ACQUISITIONS** | | | **2,195,005.48** | | | | **(2,185,698.36)** | **(4,995.69)** | **(2,190,694.05)** | **0.00** |
| **DISPOSITIONS** | | | | | | | | | | |
| Maturity | 06/06/2025 | 24422EWF2 | (60,000.00) | JOHN DEERE CAPITAL CORP 3.4 06/06/2025 | 100.000 | 3.41% | 60,000.00 | 0.00 | 60,000.00 | 0.00 |
| Maturity | 06/17/2025 | 3135G04Z3 | (385,000.00) | FEDERAL NATIONAL MORTGAGE ASSOCIATION 0.5 06/17/2025 | 100.000 | 0.47% | 385,000.00 | 0.00 | 385,000.00 | 0.00 |
| Maturity | 06/20/2025 | 3133EPNB7 | (45,000.00) | FEDERAL FARM CREDIT BANKS FUNDING CORP 4.625 06/20/2025 | 100.000 | 4.83% | 45,000.00 | 0.00 | 45,000.00 | 0.00 |
| **Total Maturity** | | | **(490,000.00)** | | | | **490,000.00** | **0.00** | **490,000.00** | **0.00** |
| Sale | 06/05/2025 | 31846V203 | (2,803.29) | FIRST AMER:GVT OBLG Y | 1.000 | 3.90% | 2,803.29 | 0.00 | 2,803.29 | 0.00 |

# TRANSACTION LEDGER

Mammoth Community Water District Cons | Account #10988 | As of June 30, 2025

| Transaction Type | Settlement Date | CUSIP | Quantity | Security Description | Price | Acq/ Disp Yield | Amount | Interest Pur/ Sold | Total Amount | Gain/Loss |
|---|---|---|---|---|---|---|---|---|---|---|
| Sale | 06/10/2025 | 31846V203 | (18,355.92) | FIRST AMER:GVT OBLG Y | 1.000 | 3.89% | 18,355.92 | 0.00 | 18,355.92 | 0.00 |
| Sale | 06/10/2025 | 31846V203 | (83,998.42) | FIRST AMER:GVT OBLG Y | 1.000 | 3.89% | 83,998.42 | 0.00 | 83,998.42 | 0.00 |
| Sale | 06/13/2025 | 91282CHE4 | (80,000.00) | UNITED STATES TREASURY 3.625 05/31/2028 | 99.320 | 4.69% | 79,456.25 | (103.01) | 79,559.26 | 1,727.16 |
| Sale | 06/13/2025 | 9128283F5 | (240,000.00) | UNITED STATES TREASURY 2.25 11/15/2027 | 96.281 | 4.37% | 231,075.00 | (425.54) | 231,500.54 | 2,556.29 |
| Sale | 06/13/2025 | 91282CFM8 | (30,000.00) | UNITED STATES TREASURY 4.125 09/30/2027 | 100.574 | 4.12% | 30,172.27 | (250.20) | 30,422.47 | 167.84 |
| Sale | 06/13/2025 | 9128283F5 | (45,000.00) | UNITED STATES TREASURY 2.25 11/15/2027 | 96.281 | 3.81% | 43,326.56 | (79.79) | 43,406.35 | (130.86) |
| Sale | 06/13/2025 | 9128283W8 | (320,000.00) | UNITED STATES TREASURY 2.75 02/15/2028 | 97.129 | 3.60% | 310,812.50 | (2,868.51) | 313,681.01 | (2,586.90) |
| Sale | 06/16/2025 | 31846V203 | (93,994.32) | FIRST AMER:GVT OBLG Y | 1.000 | 3.89% | 93,994.32 | 0.00 | 93,994.32 | 0.00 |
| Sale | 06/17/2025 | 31846V203 | (272,509.35) | FIRST AMER:GVT OBLG Y | 1.000 | 3.91% | 272,509.35 | 0.00 | 272,509.35 | 0.00 |
| Sale | 06/17/2025 | 31846V203 | (49,668.70) | FIRST AMER:GVT OBLG Y | 1.000 | 3.91% | 49,668.70 | 0.00 | 49,668.70 | 0.00 |
| Sale | 06/17/2025 | 31846V203 | (273,177.84) | FIRST AMER:GVT OBLG Y | 1.000 | 3.91% | 273,177.84 | 0.00 | 273,177.84 | 0.00 |
| Sale | 06/30/2025 | 31846V203 | (48,767.84) | FIRST AMER:GVT OBLG Y | 1.000 | 3.96% | 48,767.84 | 0.00 | 48,767.84 | 0.00 |
| **Total Sale** | | | **(1,558,275.68)** | | | | **1,538,118.26** | **(3,727.05)** | **1,541,845.31** | **1,733.53** |
| **TOTAL DISPOSITIONS** | | | **(2,048,275.68)** | | | | **2,028,118.26** | **(3,727.05)** | **2,031,845.31** | **1,733.53** |
| **OTHER TRANSACTIONS** | | | | | | | | | | |
| Coupon | 06/01/2025 | 3137FETN0 | 0.00 | FHMS K-073 A2 3.35 01/25/2028 | | 4.34% | 656.04 | 0.00 | 656.04 | 0.00 |
| Coupon | 06/01/2025 | 3137FJXV6 | 0.00 | FHMS K-083 A2 4.05 09/25/2028 | | 4.31% | 793.13 | 0.00 | 793.13 | 0.00 |
| Coupon | 06/01/2025 | 3137FJXV6 | 0.00 | FHMS K-083 A2 4.05 09/25/2028 | | 4.31% | 151.88 | 0.00 | 151.88 | 0.00 |
| Coupon | 06/01/2025 | 31307PNB1 | 0.00 | FH J33086 3.0 11/01/2030 | | 2.38% | 21.28 | 0.00 | 21.28 | 0.00 |
| Coupon | 06/01/2025 | 3138YDAS8 | 0.00 | FN AY0016 2.5 01/01/2030 | | 2.16% | 12.78 | 0.00 | 12.78 | 0.00 |

| Transaction Type | Settlement Date | CUSIP | Quantity | Security Description | Price | Acq/ Disp Yield | Amount | Interest Pur/ Sold | Total Amount | Gain/Loss |
|---|---|---|---|---|---|---|---|---|---|---|
| Coupon | 06/01/2025 | 31307PEF2 | 0.00 | FH J32834 2.5 09/01/2030 | | 2.08% | 16.69 | 0.00 | 16.69 | 0.00 |
| Coupon | 06/01/2025 | 3137BSRE5 | 0.00 | FHMS K-059 A2 3.12 09/25/2026 | | 1.98% | 715.00 | 0.00 | 715.00 | 0.00 |
| Coupon | 06/06/2025 | 24422EWF2 | 0.00 | JOHN DEERE CAPITAL CORP 3.4 06/06/2025 | | 3.41% | 1,020.00 | 0.00 | 1,020.00 | 0.00 |
| Coupon | 06/08/2025 | 3130B1BC0 | 0.00 | FEDERAL HOME LOAN BANKS 4.625 06/08/2029 | | 4.10% | 5,087.50 | 0.00 | 5,087.50 | 0.00 |
| Coupon | 06/08/2025 | 3130AXQK7 | 0.00 | FEDERAL HOME LOAN BANKS 4.75 12/08/2028 | | 4.05% | 5,937.50 | 0.00 | 5,937.50 | 0.00 |
| Coupon | 06/08/2025 | 3130AXQK7 | 0.00 | FEDERAL HOME LOAN BANKS 4.75 12/08/2028 | | 4.05% | 3,681.25 | 0.00 | 3,681.25 | 0.00 |
| Coupon | 06/09/2025 | 3133ENGS3 | 0.00 | FEDERAL FARM CREDIT BANKS FUNDING CORP 1.625 12/09/2031 | | 4.33% | 1,218.75 | 0.00 | 1,218.75 | 0.00 |
| Coupon | 06/09/2025 | 3130AEB25 | 0.00 | FEDERAL HOME LOAN BANKS 3.25 06/09/2028 | | 4.04% | 4,875.00 | 0.00 | 4,875.00 | 0.00 |
| Coupon | 06/09/2025 | 3130AEB25 | 0.00 | FEDERAL HOME LOAN BANKS 3.25 06/09/2028 | | 3.95% | 568.75 | 0.00 | 568.75 | 0.00 |
| Coupon | 06/10/2025 | 3130AVWG3 | 0.00 | FEDERAL HOME LOAN BANKS 4.0 06/10/2033 | | 4.45% | 2,500.00 | 0.00 | 2,500.00 | 0.00 |
| Coupon | 06/10/2025 | 3130AVWG3 | 0.00 | FEDERAL HOME LOAN BANKS 4.0 06/10/2033 | | 4.18% | 900.00 | 0.00 | 900.00 | 0.00 |
| Coupon | 06/10/2025 | 58933YBC8 | 0.00 | MERCK & CO INC 1.7 06/10/2027 | | 4.10% | 1,700.00 | 0.00 | 1,700.00 | 0.00 |
| Coupon | 06/10/2025 | 3130ATUS4 | 0.00 | FEDERAL HOME LOAN BANKS 4.25 12/10/2027 | | 4.02% | 743.75 | 0.00 | 743.75 | 0.00 |
| Coupon | 06/10/2025 | 3130ATUS4 | 0.00 | FEDERAL HOME LOAN BANKS 4.25 12/10/2027 | | 3.88% | 8,500.00 | 0.00 | 8,500.00 | 0.00 |
| Coupon | 06/12/2025 | 3130AWGR5 | 0.00 | FEDERAL HOME LOAN BANKS 4.375 06/12/2026 | | 4.41% | 984.38 | 0.00 | 984.38 | 0.00 |
| Coupon | 06/15/2025 | 47786WAD2 | 0.00 | JDOT 2024-B A3 5.2 03/15/2029 | | 5.81% | 390.00 | 0.00 | 390.00 | 0.00 |

| Transaction Type | Settlement Date | CUSIP | Quantity | Security Description | Price | Acq/ Disp Yield | Amount | Interest Pur/ Sold | Total Amount | Gain/Loss |
|---|---|---|---|---|---|---|---|---|---|---|
| Coupon | 06/15/2025 | 47787CAC7 | 0.00 | JDOT 2023-C A3 5.48 05/15/2028 | | 5.55% | 730.67 | 0.00 | 730.67 | 0.00 |
| Coupon | 06/15/2025 | 44934QAD3 | 0.00 | HART 2024-B A3 4.84 03/15/2029 | | 5.45% | 181.50 | 0.00 | 181.50 | 0.00 |
| Coupon | 06/15/2025 | 58768PAC8 | 0.00 | MBART 2022-1 A3 5.21 08/16/2027 | | 5.27% | 431.41 | 0.00 | 431.41 | 0.00 |
| Coupon | 06/15/2025 | 161571HT4 | 0.00 | CHAIT 2023-1 A 5.16 09/15/2028 | | 5.23% | 752.50 | 0.00 | 752.50 | 0.00 |
| Coupon | 06/15/2025 | 47800BAC2 | 0.00 | JDOT 2022-C A3 5.09 06/15/2027 | | 5.15% | 321.65 | 0.00 | 321.65 | 0.00 |
| Coupon | 06/15/2025 | 448979AD6 | 0.00 | HART 2023-A A3 4.58 04/15/2027 | | 5.14% | 179.32 | 0.00 | 179.32 | 0.00 |
| Coupon | 06/15/2025 | 74340XCG4 | 0.00 | PROLOGIS LP 4.875 06/15/2028 | | 5.10% | 5,484.38 | 0.00 | 5,484.38 | 0.00 |
| Coupon | 06/15/2025 | 05522RDJ4 | 0.00 | BACCT 2024-1 A 4.93 05/15/2029 | | 4.93% | 369.75 | 0.00 | 369.75 | 0.00 |
| Coupon | 06/15/2025 | 44935CAD3 | 0.00 | HART 2025-A A3 4.32 10/15/2029 | | 4.84% | 468.00 | 0.00 | 468.00 | 0.00 |
| Coupon | 06/15/2025 | 89240JAD3 | 0.00 | TAOT 25A A3 4.64 08/15/2029 | | 4.69% | 483.33 | 0.00 | 483.33 | 0.00 |
| Coupon | 06/15/2025 | 58768YAD7 | 0.00 | MBALT 2025-A A3 4.61 04/16/2029 | | 4.66% | 338.07 | 0.00 | 338.07 | 0.00 |
| Coupon | 06/15/2025 | 02582JKM1 | 0.00 | AMXCA 2025-1 A 4.56 12/17/2029 | | 4.57% | 893.00 | 0.00 | 893.00 | 0.00 |
| Coupon | 06/15/2025 | 92970QAE5 | 0.00 | WFCIT 2024-2 A 4.29 10/15/2029 | | 4.29% | 375.38 | 0.00 | 375.38 | 0.00 |
| Coupon | 06/15/2025 | 437921AD1 | 0.00 | HAROT 252 A3 4.15 10/15/2029 | | 4.15% | 21.33 | 0.00 | 21.33 | 0.00 |
| Coupon | 06/15/2025 | 437921AD1 | 0.00 | HAROT 252 A3 4.15 10/15/2029 | | 4.15% | 149.28 | 0.00 | 149.28 | 0.00 |
| Coupon | 06/15/2025 | 89231CAD9 | 0.00 | TAOT 2022-C A3 3.76 04/15/2027 | | 3.80% | 120.35 | 0.00 | 120.35 | 0.00 |
| Coupon | 06/15/2025 | 47800AAC4 | 0.00 | JDOT 2022-B A3 3.74 02/16/2027 | | 3.77% | 98.03 | 0.00 | 98.03 | 0.00 |

| Transaction Type | Settlement Date | CUSIP | Quantity | Security Description | Price | Acq/ Disp Yield | Amount | Interest Pur/ Sold | Total Amount | Gain/Loss |
|---|---|---|---|---|---|---|---|---|---|---|
| Coupon | 06/15/2025 | 91282CKV2 | 0.00 | UNITED STATES TREASURY 4.625 06/15/2027 | | 3.77% | 8,093.75 | 0.00 | 8,093.75 | 0.00 |
| Coupon | 06/15/2025 | 91282CJP7 | 0.00 | UNITED STATES TREASURY 4.375 12/15/2026 | | 3.60% | 8,750.00 | 0.00 | 8,750.00 | 0.00 |
| Coupon | 06/16/2025 | 362549AD9 | 0.00 | GMCAR 2025-2 A3 4.28 04/16/2030 | | 4.71% | 190.22 | 0.00 | 190.22 | 0.00 |
| Coupon | 06/16/2025 | 362549AD9 | 0.00 | GMCAR 2025-2 A3 4.28 04/16/2030 | | 4.71% | 19.02 | 0.00 | 19.02 | 0.00 |
| Coupon | 06/16/2025 | 362549AD9 | 0.00 | GMCAR 2025-2 A3 4.28 04/16/2030 | | 4.71% | 114.13 | 0.00 | 114.13 | 0.00 |
| Coupon | 06/17/2025 | 3135G04Z3 | 0.00 | FEDERAL NATIONAL MORTGAGE ASSOCIATION 0.5 06/17/2025 | | 0.47% | 962.50 | 0.00 | 962.50 | 0.00 |
| Coupon | 06/18/2025 | 89236TJK2 | 0.00 | TOYOTA MOTOR CREDIT CORP 1.125 06/18/2026 | | 4.63% | 84.38 | 0.00 | 84.38 | 0.00 |
| Coupon | 06/20/2025 | 379929AD4 | 0.00 | GMALT 2023-3 A3 5.38 11/20/2026 | | 5.38% | 110.05 | 0.00 | 110.05 | 0.00 |
| Coupon | 06/20/2025 | 362962AD4 | 0.00 | GMALT 2025-2 A3 4.58 05/22/2028 | | 4.84% | 267.17 | 0.00 | 267.17 | 0.00 |
| Coupon | 06/20/2025 | 362962AD4 | 0.00 | GMALT 2025-2 A3 4.58 05/22/2028 | | 4.84% | 26.72 | 0.00 | 26.72 | 0.00 |
| Coupon | 06/20/2025 | 362962AD4 | 0.00 | GMALT 2025-2 A3 4.58 05/22/2028 | | 4.84% | 146.94 | 0.00 | 146.94 | 0.00 |
| Coupon | 06/20/2025 | 3133EPNB7 | 0.00 | FEDERAL FARM CREDIT BANKS FUNDING CORP 4.625 06/20/2025 | | 4.83% | 1,040.63 | 0.00 | 1,040.63 | 0.00 |
| Coupon | 06/20/2025 | 36271VAD9 | 0.00 | GMALT 2025-1 A3 4.66 02/21/2028 | | 4.66% | 349.50 | 0.00 | 349.50 | 0.00 |
| Coupon | 06/20/2025 | 36271VAD9 | 0.00 | GMALT 2025-1 A3 4.66 02/21/2028 | | 4.66% | 38.83 | 0.00 | 38.83 | 0.00 |
| Coupon | 06/20/2025 | 36271VAD9 | 0.00 | GMALT 2025-1 A3 4.66 02/21/2028 | | 4.66% | 194.17 | 0.00 | 194.17 | 0.00 |
| Coupon | 06/20/2025 | 92348KDY6 | 0.00 | VZMT 2025-3 A1A 4.51 03/20/2030 | | 4.51% | 601.33 | 0.00 | 601.33 | 0.00 |

| Transaction Type | Settlement Date | CUSIP | Quantity | Security Description | Price | Acq/ Disp Yield | Amount | Interest Pur/ Sold | Total Amount | Gain/Loss |
|---|---|---|---|---|---|---|---|---|---|---|
| Coupon | 06/21/2025 | 438123AC5 | 0.00 | HAROT 2023-4 A3 5.67 06/21/2028 | | 5.74% | 259.88 | 0.00 | 259.88 | 0.00 |
| Coupon | 06/21/2025 | 43813YAC6 | 0.00 | HAROT 2024-3 A3 4.57 03/21/2029 | | 4.66% | 380.83 | 0.00 | 380.83 | 0.00 |
| Coupon | 06/21/2025 | 43814VAC1 | 0.00 | HAROT 2025-1 A3 4.57 09/21/2029 | | 4.57% | 609.33 | 0.00 | 609.33 | 0.00 |
| Coupon | 06/21/2025 | 43814VAC1 | 0.00 | HAROT 2025-1 A3 4.57 09/21/2029 | | 4.57% | 57.13 | 0.00 | 57.13 | 0.00 |
| Coupon | 06/21/2025 | 43814VAC1 | 0.00 | HAROT 2025-1 A3 4.57 09/21/2029 | | 4.57% | 342.75 | 0.00 | 342.75 | 0.00 |
| Coupon | 06/22/2025 | 3133EN4S6 | 0.00 | FEDERAL FARM CREDIT BANKS FUNDING CORP 3.75 12/22/2027 | | 3.87% | 7,500.00 | 0.00 | 7,500.00 | 0.00 |
| Coupon | 06/25/2025 | 05592XAD2 | 0.00 | BMWOT 2023-A A3 5.47 02/25/2028 | | 5.47% | 111.31 | 0.00 | 111.31 | 0.00 |
| Coupon | 06/25/2025 | 096919AD7 | 0.00 | BMWOT 2024-A A3 5.18 02/26/2029 | | 5.18% | 345.33 | 0.00 | 345.33 | 0.00 |
| Coupon | 06/25/2025 | 437076DC3 | 0.00 | HOME DEPOT INC 4.75 06/25/2029 | | 4.58% | 712.50 | 0.00 | 712.50 | 0.00 |
| Coupon | 06/25/2025 | 437076DC3 | 0.00 | HOME DEPOT INC 4.75 06/25/2029 | | 4.58% | 3,562.50 | 0.00 | 3,562.50 | 0.00 |
| Coupon | 06/25/2025 | 096924AD7 | 0.00 | BMWOT 2025-A A3 4.56 09/25/2029 | | 4.56% | 57.00 | 0.00 | 57.00 | 0.00 |
| Coupon | 06/25/2025 | 096924AD7 | 0.00 | BMWOT 2025-A A3 4.56 09/25/2029 | | 4.56% | 285.00 | 0.00 | 285.00 | 0.00 |
| Coupon | 06/25/2025 | 096924AD7 | 0.00 | BMWOT 2025-A A3 4.56 09/25/2029 | | 4.56% | 532.00 | 0.00 | 532.00 | 0.00 |
| Coupon | 06/29/2025 | 3133EN5E6 | 0.00 | FEDERAL FARM CREDIT BANKS FUNDING CORP 4.0 12/29/2025 | | 4.29% | 800.00 | 0.00 | 800.00 | 0.00 |
| Coupon | 06/30/2025 | 91282CEV9 | 0.00 | UNITED STATES TREASURY 3.25 06/30/2029 | | 4.12% | 7,312.50 | 0.00 | 7,312.50 | 0.00 |
| **Total Coupon** | | | **0.00** | | | | **95,729.03** | **0.00** | **95,729.03** | **0.00** |
| Custody Fee | 06/25/2025 | CCYUSD | (274.15) | Cash | | 0.00% | (274.15) | 0.00 | (274.15) | 0.00 |

| Transaction Type | Settlement Date | CUSIP | Quantity | Security Description | Price | Acq/ Disp Yield | Amount | Interest Pur/ Sold | Total Amount | Gain/Loss |
|---|---|---|---|---|---|---|---|---|---|---|
| **Total Custody Fee** | | | **(274.15)** | | | | **(274.15)** | **0.00** | **(274.15)** | **0.00** |
| Management Fee | 06/05/2025 | CCYUSD | (2,803.29) | Cash | | 0.00% | (2,803.29) | 0.00 | (2,803.29) | 0.00 |
| **Total Management Fee** | | | **(2,803.29)** | | | | **(2,803.29)** | **0.00** | **(2,803.29)** | **0.00** |
| Principal Paydown | 06/01/2025 | 31307PNB1 | 167.21 | FH J33086 3.0 11/01/2030 | | 2.38% | 167.21 | -- | 167.21 | (0.00) |
| Principal Paydown | 06/01/2025 | 3138YDAS8 | 140.74 | FN AY0016 2.5 01/01/2030 | | 2.16% | 140.74 | -- | 140.74 | 0.00 |
| Principal Paydown | 06/01/2025 | 31307PEF2 | 185.48 | FH J32834 2.5 09/01/2030 | | 2.08% | 185.48 | -- | 185.48 | (0.00) |
| Principal Paydown | 06/15/2025 | 47787CAC7 | 4,760.65 | JDOT 2023-C A3 5.48 05/15/2028 | | 5.55% | 4,760.65 | -- | 4,760.65 | 0.00 |
| Principal Paydown | 06/15/2025 | 58768PAC8 | 9,701.60 | MBART 2022-1 A3 5.21 08/16/2027 | | 5.27% | 9,701.60 | -- | 9,701.60 | 0.00 |
| Principal Paydown | 06/15/2025 | 47800BAC2 | 6,517.09 | JDOT 2022-C A3 5.09 06/15/2027 | | 5.15% | 6,517.09 | -- | 6,517.09 | (0.00) |
| Principal Paydown | 06/15/2025 | 448979AD6 | 5,429.30 | HART 2023-A A3 4.58 04/15/2027 | | 5.14% | 5,429.30 | -- | 5,429.30 | 0.00 |
| Principal Paydown | 06/15/2025 | 89231CAD9 | 4,052.17 | TAOT 2022-C A3 3.76 04/15/2027 | | 3.80% | 4,052.17 | -- | 4,052.17 | 0.00 |
| Principal Paydown | 06/15/2025 | 47800AAC4 | 3,536.55 | JDOT 2022-B A3 3.74 02/16/2027 | | 3.77% | 3,536.55 | -- | 3,536.55 | (0.00) |
| Principal Paydown | 06/20/2025 | 379929AD4 | 4,743.42 | GMALT 2023-3 A3 5.38 11/20/2026 | | 5.38% | 4,743.42 | -- | 4,743.42 | 0.00 |
| Principal Paydown | 06/25/2025 | 05592XAD2 | 1,847.02 | BMWOT 2023-A A3 5.47 02/25/2028 | | 5.47% | 1,847.02 | -- | 1,847.02 | 0.00 |
| **Total Principal Paydown** | | | **41,081.23** | | | | **41,081.23** | **--** | **41,081.23** | **0.02** |
| **TOTAL OTHER TRANSACTIONS** | | | **38,003.79** | | | | **133,732.82** | **0.00** | **133,732.82** | **0.02** |

# *MAMMOTH COMMUNITY WATER DISTRICT*

Agenda Item: B-4

*Engineering Department Report*

07-17-2025

*July 2025*

---

*****Text shown in bold has changed from the previous update*****

**Active Capital Projects**

| Project | Status |
|---|---|
| Seismic/Snow Risk Assessment | Phase 2 will further vet high risks identified in Phase 1. |
| Structural Roof Replacements | This project will replace structural components and waterproofing for 3 pump station buildings and the Wastewater Treatment Filter Building. **The RFB for structural roof replacements is out to bid.** |
| Fire Protection Projects (in partnership with MLFPD and INF) | These new projects are being engineered in coordination with MLFPD to improve the ability to fight fires in the Wildland Urban Interface. The projects include a new fire hydrant on the Scenic Loop, new fire hydrants at the Valentine Reserve, and additional locations for fire trucks to draft water for fire fighting in the Lakes Basin. **Project planning and engineering is complete. USFS permitting is in progress.** |
| MCWD Facility Defensible Space Clearing | Staff are working with the USFS to fast-track defensible space clearing around MCWD infrastructure. |
| Campus Pavement Rehab | **Spiess Construction has completed the concrete and asphalt work around the admin buildings. Staff is working with the contractor on punch list items, progress payments, and a potential change order to remove and replace asphalt on tight areas directly adjacent to the WWTP and lab facilities and other items.** |
| Admin Building Seismic/ADA/Energy Assessment and Alternatives | This new project will evaluate key performance measures of the Admin Building. An RFQ for architectural services is being prepared to procure technical support to complete the assessment and develop alternatives for consideration. |
| GIS Utility Network | Avineon and the MCWD team continue to work on this and track progress in weekly coordination meetings. |
| Wells Study | The scope and fee for this project will be negotiated with UES after more progress is made on the Laurel Pond hydrogeology work. |
| Tank Coatings and Cathodic Protection | **Coating work on Tank T-7 (Bluffs) is underway and the contractor is scheduled to move to the Lake Mary Treatment Plant Backwash Tank in August. Coating work on Tank T-2 (Juniper Ridge) is scheduled for 2026**. The tank cathodic protection project is being engineered and an RFB is being prepared. |
| Water Distribution Improvements | **Hill Street lateral replacements and miscellaneous air relief valve upgrades are underway.** |

| | |
|---|---|
| Industrial Park (Zone 4/5) Connector | This project will connect the Mammoth Mountain RV Park to the Industrial Park with a new ductile iron water pipeline to improve water distribution system reliability. **Permits with the USFS are underway. Easement agreements are being finalized with property owners.** |
| Wastewater Collection Improvements | **2025 sewer "top hats", spot repairs, and manhole collar replacements are being scheduled.** |
| The Parcel Relief Main | **Final landscaping repairs are complete.** |
| Laurel Pond Monitoring Wells | **The USFS permit has been issued and well drilling is scheduled for August.** |
| Laurel Pond Basin Plan Amendment Study | **An updated Laurel Pond Basin Plan Amendment study proposal has been prepared with expanded quarterly monitoring well sampling for three years with a one-water-year, monthly study of the fate of nitrogen in Laurel Pond. The one-water-year monthly study is proposed because the specific physical and biological mechanisms that naturally remove nitrogen in Laurel Pond are temperature-dependent and likely vary significantly throughout the year. The study proposal is on hold and will be re-evaluated after the first round of samples are collected from the new monitoring wells. The estimated cost to perform the study is approximately $200,000 per year.** |
| Shady Rest Park Recycled Water | This is on hold while opportunities for using additional recycled water at Snowcreek Golf Course are explored. **Staff continue to look for funding opportunities that would improve the benefit-cost ratio.** |

**Engineering Department Activities**

| **Activities** | **Status** |
|---|---|
| Ormat CD IV Geothermal Monitoring and Response Plan (GMRP) | Ormat continues to explore ways to cut costs. **A 3rd Party Report analyzing the 2023 data was prepared and reviewed. Much of the 2023 data was irregular because of the heavy snow that winter and the sampling transition from USGS to UES. MCWD staff proposes the report be updated to incorporate comments and 2024 data. Then, the GMRP partners can make an informed decision about the adequacy of the report to meet analysis requirements.** |
| Residential Wildland Fire Suppression Systems Policy | After receiving policy direction, staff denied the recent permit application for an exterior wildland fire sprinkler system. |
| Out-of-District (OOD) Service | An OOD agreement for the Inyo National Forest has been drafted. RSD plans to work on new OOD agreements for MMSA and TOML next. |
| Irrigation Meter Sizing Procedure | **This is a follow-up item from the 2025 Capacity Fee Study. Staff will draft a procedure to standardize meter sizing as time allows.** |
| Rate Study Update | Now that the new capacity fees are in effect, the rate study is underway with the consultant and ad-hoc committee. |

**Permits with Recent Activity**

| Project Name | Description | Status |
|---|---|---|
| Mammoth Hospital North Wing | **Permits have been issued for the North Wing.** Construction is expected to last three years. | **Construction** |
| Snowcreek VIII | The developer says no construction will occur in 2025. The golf course operator has indicated that they will operate the golf course exclusively on surface water and Snowcreek well water this season. The following items are outstanding:<br>• Phase 1A Water and Sewer plan review and permitting (in process)<br>• 2-year Untreated Water Sale Agreement **(updated for time delays and re-sent to developer for approval in April)**<br>• Negotiate new long-term Recycled Water Agreement<br>• Snowcreek Recycled Water System Engineering Report Update and System Re-design **(required from developer/developer's engineer)** | Engineering/ Permitting |
| The Parcel 2.2 | Connection and Construction permits have been issued for Phase 2.2. **MCWD is working with the developer on a transfer agreement for water mains. Construction is underway.** | Construction |
| The Parcel 3 | Phase 3 will be a "planned unit development", allowing ownership. **The Town has hired a consultant to do the civil engineering and utility design. It is unclear whether construction funding has been identified.** | Engineering/ Permitting |
| The Villas (Obsidian) | Construction of water and sewer mains to be accepted by MCWD is complete. **Construction of the pressure reducing valve and condos is ongoing.** | Construction |
| Residence Inn by Marriott | The Connection Permit is ready and, **depending on the developer's financing, may be issued in fall of 2025**. | Permitting |
| Rockspring Resort (6060 Minaret Road) | **A connection permit has been issued, and construction is underway.** | Construction |
| College Pkwy Daycare Center | **The foundation and shell construction is complete and the interior is in design. Occupancy is expected in 2026.** | Design/Interior |
| TOML Civic Center | **Construction is underway. Occupancy is expected by fall 2026.** | Construction |

| | | |
|---|---|---|
| Highmark Hotel (Sierra Center Mall) | MCWD has issued a construction and connection permit for the demolition and "core and shell" phase of this project. The developer has requested TOML Building Permit extensions. No estimated construction start date has been provided. | Permitting |
| Mammoth Arts and Cultural Center (MACC)<br>Edison Theater<br>100 College Parkway | Mammoth Lakes Foundation, in partnership with other local agencies, is planning an expansion to the Edison Theater located at 100 College Pkwy. **This project is now expected to start in 2025. Staff will work with the developer to design re-alignment of a water main and clean up easements on the site.** | **Permitting** |
| **Woodsite Condos** | **This is a new proposal to construct approximately 70 condo units on the Sam's Woodsite parcels. Well #17 is located on a small parcel that is surrounded by the project and significant coordination is needed to ensure the development does not negatively impact our operation and maintenance activities.** | **Permitting** |
| **Alterra Main Lodge Redevelopment** | **The President and COO of Mammoth and June Mountains paused planning and environmental work indefinitely and closed their escrow account with the Town of Mammoth Lakes for this purpose.** | **On-Hold** |
| Last Mile Fiber Project | This is a new project funded by grants that is expected to bring improved fiberoptic service to the Town of Mammoth Lakes. The project will likely produce a lot of utility marking work for Line Maintenance staff. It may benefit MCWD communications. | Planning |
| Caltrans Highway 203 Rehab | This project will rehabilitate Highway 203 from Highway 395 to Minaret Summit. MCWD has provided as-built records to assist the design process. Construction is anticipated in 2029. | Planning |

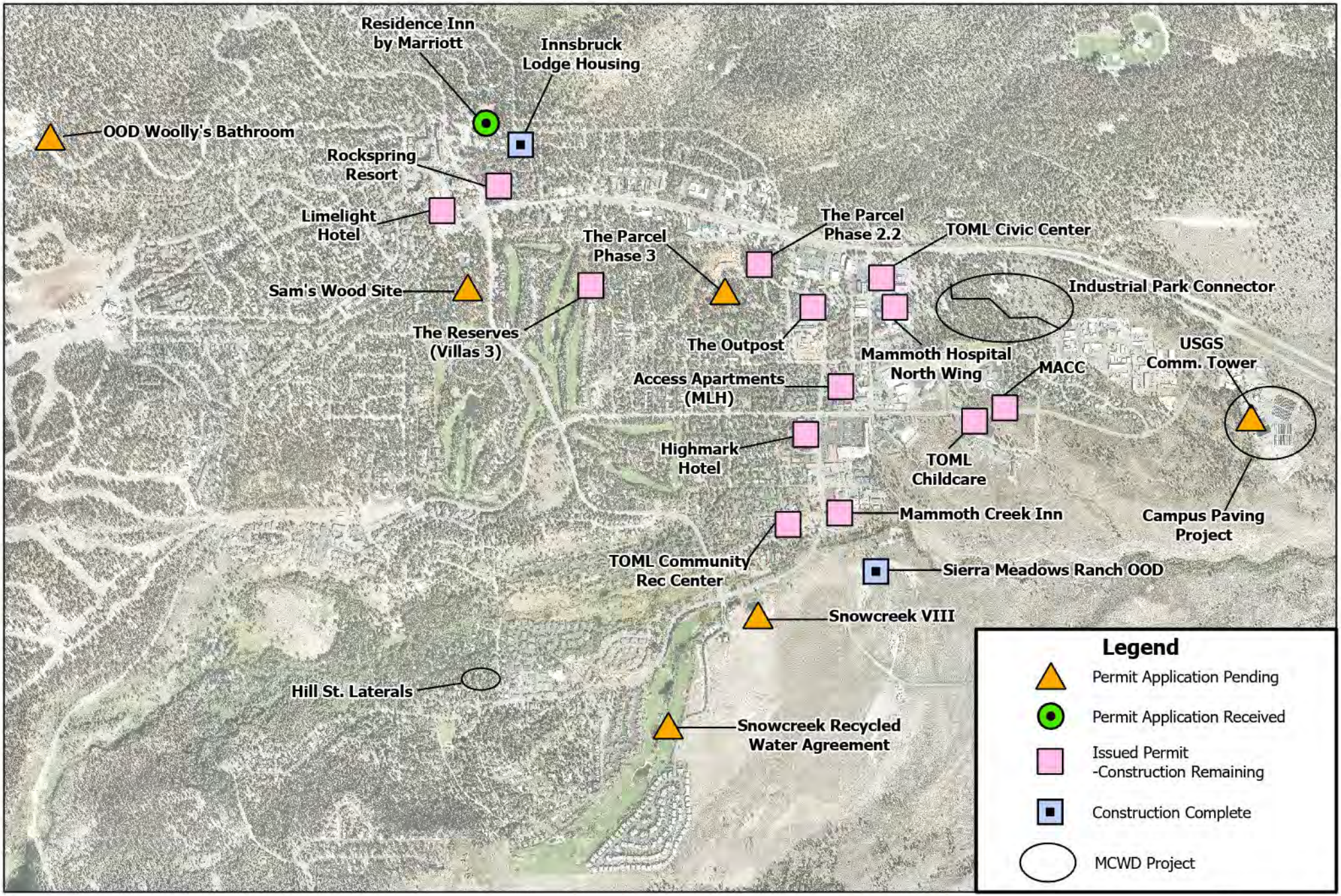


Mammoth Community Water District
P.O. Box 597, Mammoth Lakes, CA 93546
(760) 934-2596 FAX: (760) 934-2143

Land Development Activity and Projects - July 2025

# Engineering Department Report

N W E S

0 500 1,000 2,000 Feet

# *MAMMOTH COMMUNITY WATER DISTRICT*

Agenda Item: B-5

*Information Systems Report*

07-17-2025

*July 2025*

---

***Executive Summary***

The Utility Network (UN) project made significant progress over the past couple months, as staff have entered the implementation and support phase of the project. All systems that utilize District GIS are being configured to utilize the new UN architecture. Two significant UN implementations are currently underway for the infraMap and Wincan software systems. ISD also produced a new Quarterly District Cybersecurity Report for presentation to the Board as Agenda Item C-3 at the July Regular Board Meeting. All MCWD SQL licensing and databases hosted by MCWD servers have been upgraded to the latest versions. ISD also applied for and received confirmation of a new "mammothwaterca.gov" domain for potential future use to satisfy Assembly Bill 810. Lastly, ISD is providing GIS support for the upcoming Cross-Connection Control Survey. Please see below for further details.

***Hardware Systems***

- *SCADA System* – The MCWD SCADA system is performing well. Routine maintenance was performed on the system and new staff have been added and trained in secure SCADA access protocol.
- *AMI System* - The Automated Meter Infrastructure (AMI) Committee continues monthly meetings to support the health of the District R450/R900 systems. The two R900 collectors are working properly, but of one the five R450 collectors (Juniper Ridge) has been exhibiting problematic symptoms over the past month. However, the AMI system maintained a 98.3% read rate as of July 9$^{th}$, 2025. Staff are currently working with Neptune on troubleshooting steps for the Timber Ridge R450 collector. MCWD intends to run a dual R900/R450 network for the duration of the twenty-year AMI life cycle. Fall of 2025 will mark the beginning of the twelfth year for the District's AMI life cycle. Staff will continue to utilize the monthly meetings to optimize the AMI system.
- *FY 26 Workstation Replacement Program* - A discount bulk order was received from Dell for all MCWD FY26 replacement PCs. Overall, ISD ordered fifteen desktops and two laptops. In addition, a new TV van PC will be arriving soon with the new TV truck. Please see the July Quarterly Cybersecurity Report for further details.
- Ongoing hardware support, maintenance, and updates.

***Software Systems***

- *EnerGov Permitting and Licensing (EPL*) - ISD remains in queue with Tyler Technologies to conduct the Crystal Reports to SSRS custom report conversion plan. Unfortunately, due to the volume of clients in the queue, it may not be until early in 2026 until MCWD reports can be converted, but staff are able to continue generating Crystal Reports up until the end of 2026 deadline.
- *Wincan Sewer Maintenance Software* – ISD has been working closely with Line Maintenance to spec out new TV truck hardware and software for the maintenance of the MCWD sanitary sewer system. MCWD has decided to transition to the Wincan software platform and integrate over 15 years of Granite Net data and media into the new platform. In addition, the Wincan software is being configured to utilize all new Sewer Utility Network data schema and services. ISD staff continue to work on this significant new software implementation with an early August arrival date for the new TV truck and camera system.
- *infraMap Water Maintenance Software* – In addition to the Wincan integration, ISD staff are also working on an implementation with infraMap for water asset integration with Water Utility Network GIS layers. However, staff are currently working through challenges with related tables and are

designing a solution to abandon the related tables and integrate the necessary fields directly into the GIS feature service. This solution requires extra time and has slowed down the overall UN integration with infraMap, but a solution has been identified, and staff are working diligently towards that end.
- ISD acquired and configured new SQL licensing for MCWDUB10 and MCWDSVR12 servers and upgraded SQL Server Management Studio and all MCWD SQL databases on both servers during weekend downtime. All eight SQL databases hosted from those servers are running the latest possible version now.
- Created new Outlook rules for Line Maintenance staff to track and respond to 811 tickets.
- Ongoing software support, maintenance, and updates.

***Administrative***

- *Safety and Security Committee* – The MCWD Safety and Security Committee continues to monitor and implement new physical and digital security measures as needed. The group meets quarterly with MLPD and annually with MLFPD to review prevention/protection measures for District property and personnel. Two committee members will be attending an upcoming two-day certification training for International Terrorism hosted by the California Office of Emergency Services (Cal OES). The training will provide an overview of international terrorism threats to critical infrastructure within the U.S. homeland. The next Safety and Security Committee Quarterly meeting is scheduled for August 14th.
- ISD is working with the Administration Department to evaluate options and develop a progress plan for the District Laserfiche software system and overall Records Retention Program. Administration is currently revising the Records Retention Schedule, which will then be configured into the Laserfiche system.
- ISD provided technical assistance to Personnel and Maintenance staff to re-establish redundant alarm monitoring for the Fire Access Control Panel (FACP) in the Equipment Storage Building. Summit Fire Protection Systems was selected as the contractor and completed the installation and configuration of a new cellular alarm dialer. All redundant alarm monitoring from the FACP is fully functional.
- Conducted ISD related onboarding/offboarding activities for a new Engineering intern.
- ISD evaluated and installed a new Owl Labs Camera (Hootie Hoo), Owl Bar, and display TV for the MCWD Board Room as a video and audio remote meeting enhancement. The old camera (Hootie) provided good service for over five years of remote meetings and will be utilized in the Engineering Conference Room and as a backup to Hootie Hoo.
- Conducted Office 365 maintenance, distribution group and email account administration.
- Continued administration of VoIP phones, iPads and laptops.

***Network and Cybersecurity***

- *Quarterly MCWD Cybersecurity Report* – Beginning this month, ISD will present quarterly cybersecurity reports for the MCWD Board of Directors. The report will provide an overall posture of District cybersecurity measures. Please see agenda item C-3 for further information.
- All ISP redundancy and failover measures are in place and tested quarterly. The next improvement project for the District network will be the fiber upgrade project, still on schedule for this summer.

- ISD and Maintenance staff are still preparing to run new fiber lines this summer to support a new 10GB fiber backbone for the MCWD campus. The project will involve new fiber lines for the Administration, Engineering and WWTP buildings. The fiber will be pulled by District staff and installed on network patch panels all the way back to the point of entry at the Server Room for all three fiber runs to support a 10GB District network for long-term needs.
- ISD is investigating the utilization of Artificial Intelligence (AI) tools in the MCWD workplace in adherence with the MCWD AI Policy and processing AI Tool Request Forms from department representatives for further analysis on useful AI tools and processes for MCWD staff.
- ISD received positive confirmation on its application for a new "mammothwaterca.gov" domain per the recent Assembly Bill (AB) 810. AB 810 would mandate special districts, JPAs, and other political subdivisions of the state to, no later than January 1, 2031, transition their website URLs to end in ".gov" and would similarly require the transition of all agency emails to end in ".gov." The outcome of this bill could have major ramifications to current MCWD domain configurations.
- Managing remote access client connection software and devices, administering additional machines and users as necessary for remote access.
- All network systems are secure, no data loss or intrusions.

***GIS***

- *Utility Network* – ISD and Engineering staff are pleased to report that the Utility Network (UN) GIS upgrade has been launched under a soft go-live concept and staff are currently editing data and conducting training within the new UN environment. The project is currently undergoing remaining punch list items and deliverable acceptance is being verified. A significant amount of ISD and Engineering work has been performed on this project over the last twelve months and staff are excited to be at the implementation stage with the new system. During the past couple months, staff completed all water and sewer sub-network configurations, conducted several training sessions for UN ArcGIS Pro users, and transitioned all GIS data from the old server to the new environment. Staff are currently working on UN integrations with the other software systems that consume UN GIS data. The project is transitioning to a support phase for the next several months and remains on track for a fall 2025 completion timeframe.
- All UN GIS data being integrated into MCWD GIS project templates and ongoing integrations with Wincan and infraMap field maintenance softwares.
- Delivered new Utility Network Hydrant layer and schema to Mono County for consumption.
- ISD is providing GIS support and technical assistance for the MCWD Cross-Connection Control Survey beginning soon. ISD has created a GIS Field Map App for the contractor, BSI Solutions, to utilize in the field for verifying backflow data. The Cross-Connection Control Survey activity will take place throughout the remainder of July.

***MCWD Websites***

- Continued maintenance and security for all MCWD web platforms: MCWD Internet, MCWD Intranet, and MCWD GIS Portal sites.
- Postings or updates to Internet/Facebook sites:
    - Mammoth Creek Streamflow Data ending 6-30-25.
    - Engineering Intern Job Bulletin posted and removed.
    - Posted all May Board meeting materials.

  - Posted all June Board meeting Notices of Cancellation.
  - Updated Summer Construction page as requested.
  - Posted Manhole Collar Project 2025 Request for Bids.
  - Posted Board meeting Minutes through current.
  - 2024 Consumer Confidence Report (CCR) press release 6-3-25.
  - Posted Employee Housing Committee meeting agenda 7-10-25.
  - Updated Landscape Variance Request Form.
  - Updated Hydrant Meter Application Web Form.
  - Added BSI Backflow language under Current Information.
  - Posted Human Resources Manager Job Bulletin and supplemental application.
  - ISD met with Streamline for new dashboard and compliance features.
  - Several updates to Indoor/Outdoor Conservation, Know Your System, FOG, and Rebates pages.
- Postings or updates to Intranet site:
  - Performed general maintenance and updated department pages as requested.

.

# *MAMMOTH COMMUNITY WATER DISTRICT*

Agenda Item: B-6

*Personnel Services Department Report*

07-17-2025

*July 2025*

---

## Administration

- Continuous and ongoing activities associated with day-to-day administration, including but not limited to:
  - Administrative, organizational, and operational policy development, guidelines, implementation, and related day-to-day projects
  - Non-personnel and personnel-based legal matters, e.g., ADA/FEHA, COBRA/CalCOBRA, etc.
- Facilitated Oram & Kaylor on-site individual meetings with employees 06/11/2025
- Legislative/Client Update 07/2025 (provided by LCW/CSDA):
  - None to report at this time

## Workforce Planning

- Effective Monday, 06/23/2025, please welcome Matthew Gordon, Engineering Intern, Engineering Department
- Ongoing administration of two recruitments for the Engineering Department and General Manager's Office
- Facilitated L'Abri Condominiums Owners' Association Regular Board Meeting on 07/15/2025

## Risk/Safety/Training

- Risk/Safety:
  - Completed monthly restock of Cal/OSHA compliant first aid safety kits at all locations
  - Continuous and ongoing activities associated with the Injury and Illness Prevention Program written program development and guidelines
  - Continuous and ongoing activities associated with manual to electronic conversion of Cal/OSHA required Hazard Communication Safety Data Sheets (SDS) – Project Complete
  - 06/30/2025 Facilitated installation of a Cellular Fire Alarm Communicator in the Equipment Storage Building
  - Claims received and/or processed:
    - None received or processed
- Training:
  - Webcasts/onsite/offsite training processed, provided, attended, and/or proctored this month:
    - Human Solution: ManageSmart: Expectations & Delegation 06/18/2025
    - CPS HR Consulting: Storytelling for Public Sector Leaders 06/18/2025
    - ACWA JPIA Hot Java: Coaching for Optimal Performance (Part 2) 06/19/2025
    - ACWA JPIA: Nuts and Bolts of Supervisor Laws 06/26/2025
    - HRCI: AI-Powered HR – Tech Tips for Fractional and Solo HR Pros 07/08/2025
    - ioPredict: Developing Structured Oral Interviews 07/09/2025
    - OSTS Inc.: Respiratory Protection – What's Required? 07/14/2025
    - CPS HR Consulting: Internal Pay Equity – Adapting to a Changing World 07/16/2025
    - ACWA JPIA Hot Java: Coaching for Optimal Performance (Part 3) 07/17/2025

## Conservation

***Leaks***

Staff continue to use WaterSmart for leak detection and sending direct messages to customers. Staff communication includes a message and a link to the Tyler Customer Portal, where customers can enroll in leak notifications. In May, staff notified 68 customers of potential leaks, and in June, 60 customers were notified. The most common cause of leaks during this time of the year are due to irrigation system malfunctions or broken parts. These leaks have the potential to be significant as water can continually leak from the irrigation system when sprinklers are not running in some instances, or leak at multiple points while it is running, reducing the system's pressure and causing an increase in consumption.

***Rebate Program***

The FY2026 Indoor Rebate Program began April 1 and to date, staff have approved 29 applications. Rebates have been approved for 28 toilets, 3 clothes washers, and 4 dishwashers. The table below displays the results thus far of the FY2026 program, along with the previous four years for comparison.

| **Indoor Rebate Program** | **FY 2026** | **FY 2025** | **FY 2024** | **FY 2023** | **FY 2022** |
|---|---|---|---|---|---|
| Applications Processed | 29 | 140 | 121 | 116 | 199 |
| High-efficiency Toilets | 28 | 143 | 112 | 186 | 223 |
| Clothes Washers | 3 | 22 | 18 | 25 | 32 |
| Dishwashers | 4 | 31 | 22 | 38 | 33 |
| Estimated Annual Savings (gallons) | 102,466 | 640,741 | 608,004 | 944,387 | 1,458,643 |
| Rebate Awards | $7,544 | $42,377 | $33,388 | $48,612 | $82,437 |

The FY2026 Turf Replacement Rebate Program application acceptance period opened May 1. At the time of this report, three applications have been received and are pending completion. The applications are for two single-family residents, and one condominium complex. RSD will continue to advertise the Turf Replacement Rebate Program with messaging focused on cost savings. Applications will be accepted until October 15, 2025.

| **Turf Replacement Rebate Program** | **FY 2025** | **FY 2024** | **FY 2023** |
|---|---|---|---|
| Applications processed | 3 | 2 | 12 |
| Square-feet converted | TBD | 3,122 | 50,270 |
| Estimated water savings (gallons) | TBD | 70,215 | 1,052,559 |
| Rebate Awards | $6,016 (pending project completion) | $6,244 | $87,620 |

RSD continues to work on amending the Water Code and developing a policy that will consolidate and further define the rebate programs.

***Violations***

Daily watering has been the most common Irrigation Violation cited in the last two months. Contact with customers regarding their irrigation is an opportunity for staff to educate District customers about responsible watering. To date, no fines have been issued.

As a courtesy, on May 30th, RSD staff emailed a copy of the Watering Schedule and Landscape Permit requirements to all landscape companies and HOA contacts on file. Additionally, many customers were

provided with an irrigation warning message in early May prior to issuance of a violation. RSD staff also contact customers by phone to ensure the violation was received via email and inquire about the status of the violation abatement prior to issuance of a Second or Third Violation. Customers have responded positively to correct violations in a timely matter.

In May, seven violations were issued for incorrect watering days (one commercial customer, two condominiums, and four single-family residents), and eight MAWA accounts were issued violations for exceeding their allowance. In June, 39 First Violations were issued, and three Second Violations were issued. Eight MAWA violations were issued in June.

***Variance***

After issuance of a violation, there are often instances when customers express the need for additional watering days to reestablish landscapes. These instances provide RSD staff the opportunity to explain the availability of the Variance application and inquire whether or not thresholds are met requiring a Landscape Permit. In June, 11 Variances were issued to single-family residential customers for the purpose of reestablishing landscapes. Variances allow for daily irrigation within the watering schedule sprinkler times, for a maximum of 30-days.

***MCWD Customer Water Consumption***

Water consumption for May and June is displayed in the chart below. The chart presents consumption for 2018, 2019, and 2020, which is used to set the average. 2025 May consumption was 27% greater than average consumption and 26% greater than May 2024 consumption. 2025 June consumption was 11% greater than average consumption and 4% greater than June 2024. Increased consumption is likely due to increased consumption for landscape irrigation as a result of warmer temperatures occurring earlier than last year, leaks, and approved variances to the watering schedule.

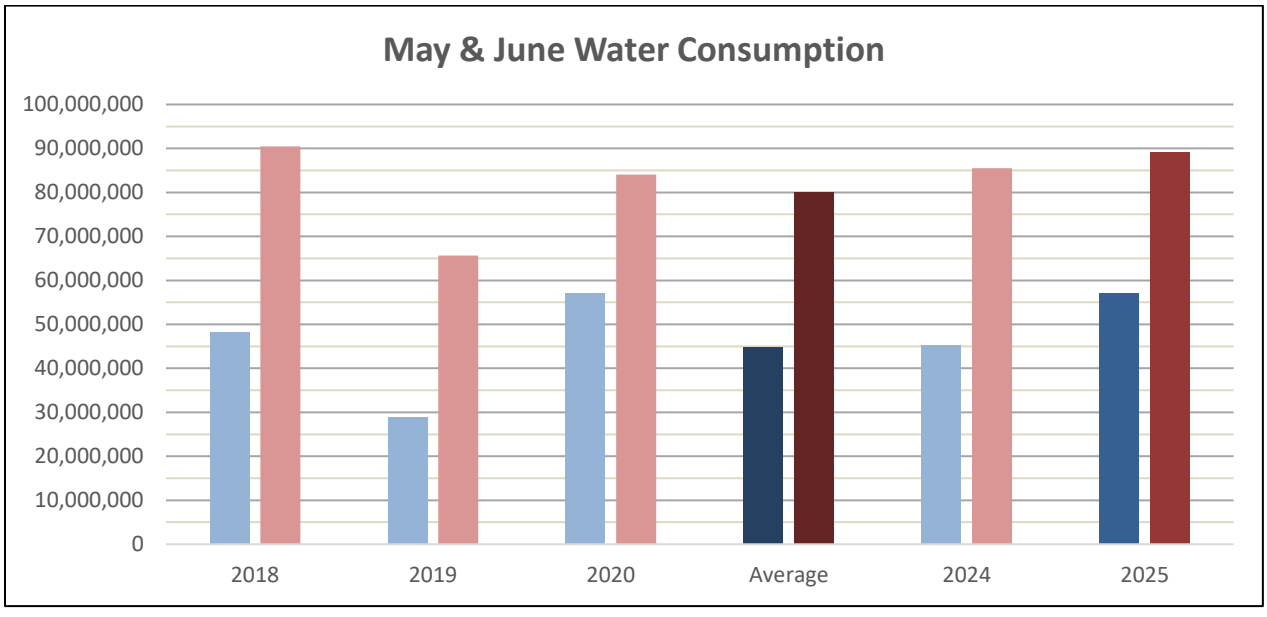


## Regulatory

***Fats, Oil and Grease Control Program (FOG)***

Regulatory Services Division (RSD) continues to conduct regular inspections and monitor grease interceptors. In May, four inspections were completed, and no violations were issued and in June, six

inspections were completed, and no violations were issued. In June, RSD staff inspected and approved a grease trap installation required for expanded operations at an existing business.

In May, excessive FOG build up was identified by the Line Maintenance Division along North Street, a short street south of Mammoth Creek comprised of six customers. RSD staff sent notifications to these customers and completed additional outreach to educate them about the negative effects of FOG.

***Cross Contamination Control (Backflow) Program***

The ongoing utility network upgrade has affected the operations of this program, preventing RSD from updating customer information or entering completed test reports. As a result, 13 Second and zero Final Notices have been sent. Once completed test reports can be entered into the system, staff will identify outstanding tests required and promptly provide customers with a notice to test.

To date, there are a total of 1,916 backflow assemblies in the system. 1,693 First Notices have been sent to customers, with 14 being physically mailed. No shut-off notices have been sent to customers. Currently, approximately 500 tests are past due, and approximately 1,000 are still due for 2025. 11 waivers have been issued for irrigation systems not being used, and 163 assemblies have been removed or disconnected.

RSD has contracted with Backflow Solutions Incorporated (BSI) to conduct the 2025 Cross Connection Control Survey. Staff had a digital kick-off meeting with BSI the first week of May and identified the plan and needs to complete the survey. BSI mailed a postcard (shown below) containing a QR Code and website address to all customers on June 16, 2025, for the purpose of completing the survey. The linked website contains the MCWD logo and answers common questions including, why the survey is necessary, what backflow and cross-connections are, and what a backflow preventer is. The survey asks customers to identify the type of property they have (single-family or commercial/multi-family), provide contact information, select facilities existing on the property from a menu, and answer whether or not any backflow assemblies are present at the property. BSI staff will be in town to complete field inspections beginning July 15, and a final report is expected by winter 2025.



## Public Affairs and Outreach

***Local Agency Formation Commission (LAFCO)***
The Mono LAFCO held a meeting on June 12th. Agenda items included approval of the FY2025-2026 budget, adoption of the Mammoth Lakes Fire Protection District Municipal Service Review (MSR), discussion of the 2024-25 Grand Jury Investigation Report, and review of Spheres of Influence. There have been no updates on the Municipal Service Review (MSR) for MCWD, and the MSR will likely not be completed this year, as updates to MSRs will be completed on an as-needed basis.

***Mammoth Lakes Wildfire Task Force (MLWTF)***
In April, the Mammoth Lakes Wildfire Task Force was established for the purpose of developing a strategic plan and community activities and outreach related to wildfire prevention. The group is comprised of Town of Mammoth Lakes staff, the Mammoth Lakes Fire Protection District (MLFPD), Mammoth Disposal, the Whitebark Institute, and MCWD. The group meets bi-weekly, and is currently focused on community outreach. Town staff and MLFPD have contracted with Fire Aside, a software company, for the purpose of managing MLFPD defensible space evaluations, and providing community outreach materials. On May 31, the group held its first event in The Trails neighborhood in coordination with Town Clean Up Day. Mammoth Disposal provided a wood chipper and yard-waste bags, and included a barbeque for participants. Future events are planned for July 25th in The Knolls neighborhood, August 29th in the Old Mammoth Road residential neighborhood, and September 26th in the Sierra Valley Estates neighborhood. RSD staff will continue to participate and provide support as needed.

***Inyo National Forest (INF) Service Affairs***
The District continues to pursue four projects located on the INF; defensible space clearing around District facilities, installation of three fire hydrants on INF land, the Zone 5 Connection through the Mammoth Mountain RV Park for system redundancy, and the installation of new monitoring wells at Laurel Pond. RSD and Administrative staff met with INF staff on June 16th to discuss these projects, and received positive feedback. Since the meeting, the Laurel Pond monitoring wells have been approved for construction, however there has been minimal progress on the three remaining projects.

To complete defensible space around MCWD facilities on the INF, RSD completed an update to the Operations and Maintenance Plan accompanying the Inyo National Forest Master Special Use Permit that provides specificity for completing this type of work. The Plan, along with approval of hydrants and the Zone 5 Connection, are awaiting review by INF specialists.

***Lead and Copper Rule (LCR/The Rule)***
Staff continue to record responses to the survey as they are provided and will conduct additional outreach to non-responsive customers in the coming months. Staff are preparing a notification to be mailed to all customers who have not identified their service line material, and customers with identified lead lines. The notification will include information about the harms of lead exposure, as required by the EPA and SWRCB.

***Conservation Advertisements***
Currently advertisements are running on KMMT and KIBS for the indoor rebate program, turf rebate

program, the customer portal, and outdoor watering schedule. Print ads within The Sheet newspaper were published in the Memorial Day issue and throughout June highlighting the Watering Schedule.

***Press Release***

Two press releases have been issued since the Board's last meeting. On May 8th a press release titled, "Planning and Mitigating for Wildfire", recommended home hardening and defensible space clearing as the core steps to prepare homes for wildfire defense rather than external fire sprinkler systems connected to domestic water systems. It stated these systems are not permissible and negatively effect water availability for firefighting purposes.

The second, released on June 3, informed the public of publication and availability of the MCWD 2024 Consumer Confidence Report on Water Quality.

***Water Supply Outlook***

As of July 10, 2025, Eastern Sierra Current Precipitation Conditions reported 37.9 inches of water content at Mammoth Pass or 89% of "normal" to date, with melt beginning after April 1 and snow water content decreasing steadily into summer. The chart below shows the weighted average for all Owens Valley snow pillows. The season's average water content was 20.5", which is 90% of normal to April 1. Notably, the graph reveals that the peak Snow Pillow Weighted Average typically begins to decline rapidly after April 1. In 2025, despite snowstorms in late March, the accumulated snowpack melted quickly, with most of it gone by early June. In contrast, previous years with peak snow pillows occurring later in April experienced melt extending further into June.

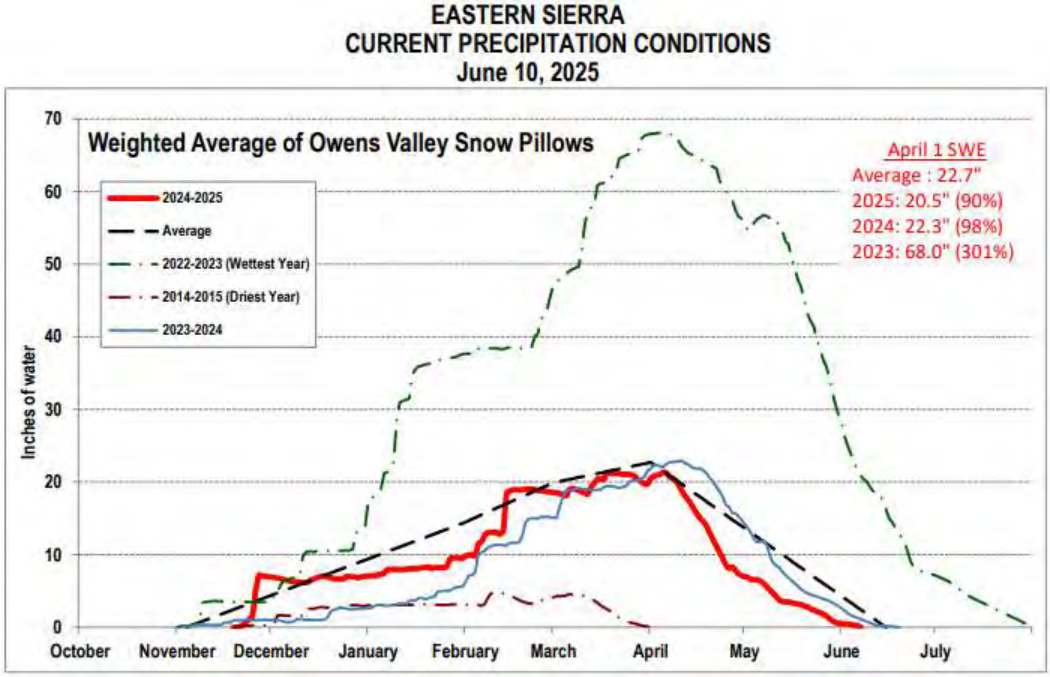

# *MAMMOTH COMMUNITY WATER DISTRICT*

Agenda Item: B-8

*General Manager's Report*

07-17-2025

*July 2025*

---

**The General Manager's report is designed to summarize important District activities and to highlight developments that may require Board action in the future.**

Key items from the past two months included attending the California Special Districts Association (CSDA) General Manager Leadership Conference, participation on the Mammoth Lakes Wildfire Task Force, workforce planning and reviewing District Code and policies.

Other ongoing items included working with the local development community, supporting District Capital Improvement activities, local agency meetings, groundwater monitoring related to geothermal pumping, and working with state regulators on the District's waste discharge requirements.

## Departmental/General

**Staff Resources and Management**

- Attended the CSDA General Manager Leadership conference with two members of the District's senior management team.
- Held monthly General/All-Staff, Board Staff, and Senior Management Staff meetings.
- Engineering, Operations, and Maintenance departments held weekly collaborative meetings, to report on and track progress on current and future capital projects and programs.
- Discussions with management staff regarding short-term and long-term workforce planning strategies are ongoing. Considerations for both current and anticipated vacancies, specific workflow needs to support District operations, department head input and recommendations, along with agency benchmarking comparisons.

**District Employee Home Purchase Assistance and Rental Programs**

The Mammoth Community Water District (MCWD) values its employees and has two policies which address local housing challenges. The policies include an Employee Home Purchase Assistance Policy (EHPAP) to facilitate home ownership for District employees and a Rental Housing Policy which offers District-owned rental housing opportunities in or near the town of Mammoth Lakes. Both policies are designed to promote and support retention and also provide an incentive for recruiting potential employees to ensure the District maintains the most skilled and professional workforce possible. The combined programs currently provide housing for around 50% of the District's permanent workforce.

- The District currently has 11 employees participating in the EHPAP program: 5 in the shared value option, 5 in the shared value/loan option, and 1 in the loan only option. Two employees are currently looking for potential properties which would utilize this program.
- The District currently has 10 rental units occupied by MCWD staff and 1 unoccupied maintained for potential recruitment needs. The District maintains a waiting list which currently has 3 staff members who are interested in District owned rental units. District management staff continue to monitor local economic conditions for potential opportunities to increase the number of rental units available for staff.

**Water Conservation and Supply Update**

Staff continually monitor the District's water supply and demand conditions and based on this analysis provide recommendations to the Board regarding water conservation levels. The District's various levels of water conservation measures are designed to balance water use with ongoing conservation needs for maintaining a consistent water supply for our community during both heavy water years and drought years.

Current surface and groundwater supply projections, along with water demand ratios continue to show that the District will have an adequate supply to meet demand for the third quarter of 2025. This anticipated level of water availability should allow the District to remain at Water Conservation Level 0 throughout the summer irrigation season.

**Water and Wastewater**

Water Operations continued to utilize surface water as the primary water source, mixed with a small percentage of groundwater, for meeting the community's overall water supply demands.

Total water produced in June 2025 was 97.0 million gallons, which is up from the 91.5 million gallons produced in June 2024. Water sources included 85% surface water, 4% groundwater and 11% recycled water. Currently, Lake Mary has a balance of 578 ac/ft, which is 95.4% of the District's total surface water storage capacity of 606 ac/ft.

Total wastewater treated in June 2025 was 42.9 million gallons, which is up from the 38.4 million gallons treated in April 2024. (See B-1 Operations Department Report for more details.)

**Financial Management**

FY 2026 revenue is tracking below budget, primarily due to property tax received being less than projected. Operating expenses are tracking below budgeted projections. The Finance team is working closely with the new audit firm on the FY 2025 audit process. Additionally, staff is working with the consultant on a new Water and Wastewater rate study. (See B-3 Finance Department Report for more details.)

**Departmental Activities**

- Engineering Department staff continue to support operations and maintenance activities along with working on the many active and planned construction projects at the District and throughout the community. (See B-4 Engineering Department Report for more details.)
- Regulatory Services Division staff continue to provide regulatory support for community fuels reduction projects, conservation efforts monitoring and notifying customers of water leaks, processing rebates, administering Backflow and FOG programs, and PR/advertising support. (See B-7 Regulatory Services Division Report for more details.)
- Personnel Services Department activities included onboarding new employees, updating job descriptions, workforce planning, and communicating with L12 Union as needed. (See B-6 Personnel Services Department Report for more details.)
- Information Services Department staff continue to support all of the District's technology needs. (See B-5 Information Services Report for more details.)
- Operations Department staff continue to monitor water and wastewater production for compliance with all State Water Resources Control Board regulations. (See B-1 Operations Department Report for more details.)
- Maintenance Department staff continue to work on in-house construction project activities and meeting maintenance goals and requirements. (See B-2 Maintenance Department Report for more details.)

## Projects/Related

**Wildland Fire Mitigation Support and Planned Projects**

The General Manger and District staff continue to look for opportunities to support wildland firefighting and mitigation efforts. These efforts currently include:

- Coordinating with the MLFD and USFS on a project to add fire hydrants in key perimeter locations in the Lakes Basin, Old Mammoth, and on the Scenic Loop. The additional hydrants will further support fire suppression efforts in the event of a wildland fire.
- Coordinating a project which will increase the defensible space adjacent to MCWD facilities.
- Participation in Mono County's multi-jurisdictional hazard mitigation planning process.
- Attending meetings as a member of the Mammoth Lakes Wildfire Task Force and discussing opportunities for coordinating local agency hazard mitigation efforts.
- Continued participation in the Whitebark Institute's Eastern Sierra Climate and Communities Resilience Project (ESCCRP) and associated Financial Advisory Team meetings.
- MCWD, along with other local stakeholder agencies, signed an MOU with Blue Forest Financial to explore stakeholder benefits related to expanding funding options for forest fuels reduction projects. Blue Forest Financial will study and report how forest fuels reduction projects may benefit local stakeholders and support funding opportunities. Blue Forest utilizes this approach to assign agencies with potential funding responsibilities managed through a forest resilience bond. A forest resilience bond could ultimately provide additional forest treatment capacity.

**Water and Wastewater Rate Study**

Following the completion of the Water and Wastewater capacity/connection fee study, the District has initiated a new study to update its water and wastewater rates. The Board's ad-hoc committee has begun to work with staff and RDN consulting on the process with a goal of implementing the study's results in April of 2026.

**Snowcreek Recycled Water Agreement**

District staff continue working with District general counsel and a Board ad-hoc committee to review Snowcreek's current recycled water agreement and develop potential terms for including recycled water delivery to the proposed Snowcreek VIII development.

This group is considering the many items involved with irrigation at the existing golf course and proposed Snowcreek VIII development with a goal of maximizing the use of recycled water. The MCWD Board approved a request from the developer to temporarily deliver raw water to irrigate the Snowcreek Golf Course while the existing recycled water pond is relocated. The latest construction schedule update from the developer is that relocation of the recycled water pond has been delayed by one year. (See B-4 Engineering Department Report for more details on recycled water.)

**MCWD Code and Policy Review and Update**

MCWD staff and the Board Code/Policy committee continue to work on reviewing and updating the District's Code and policies. This extensive project will bring the District's Code into alignment with current laws and practices.

The MCWD Code Book has three chapters remaining. Staff and legal counsel continue to work on extensive updates to Chapters 11 and 12, the District's Sewer Code and Water Code respectively. The primary focus is to restructure the two Codes related to Engineering permit fees. These fees will be restructured to align more closely with the District's actual permit process. As part of this proposed restructuring, Chapters 11 and 12 will be repealed and renamed as the MCWD Sewer Code and the MCWD Water Code respectively. The final remaining chapter contains procedures for environmental review of District projects.

**Alterra/MMSA Main Lodge Development**

Alterra/MMSA has proposed a Main Lodge redevelopment Master Plan and submitted environmental scoping documents for their project to the TOML which listed a new on-site package treatment plant and MCWD as the two potential alternative solutions for handling their wastewater needs. The District provided comments on the project's scoping documents and will continue to stay apprised of any potential changes as the project develops. Alterra/MMSA staff have communicated to MCWD that their current preference is the on-site package treatment plant option. (See B-4 Engineering Department Report for details.)

**MCWD Water Discharge Requirements (WDR)**

District staff are working with Lahontan on a proposal by MCWD to complete a study of the Laurel Pond area to better identify the appropriateness of specific use classifications. Specifically, Lahontan staff expressed concerns about the sampling depth of the previously constructed Laurel Pond monitoring wells. A contract has been signed with a drilling contractor to add additional monitoring wells this summer. Once the new wells are completed, the proposed study would likely take three-five years. Following the study period Lahontan will evaluate Laurel Pond's use classification and potentially update the District's WDR which has the associated potential for treatment process changes at the WWTP. (See B-4 Engineering Department Report for more details.)

# MAMMOTH COMMUNITY WATER DISTRICT

# ANNUAL REPORT FOR 2024

## WATER IS OUR FUTURE



PO BOX 597 - 1315 MERIDIAN BLVD.
MAMMOTH LAKES, CA 93546

Tel. 760.934.2596
www.mcwd.dst.ca.us

# MESSAGE FROM THE GENERAL MANAGER

MARK BUSBY

GENERAL MANAGER

As General Manager, it remains my privilege to serve the community and to work alongside a collaborative, team-oriented staff whose many accomplishments over the past year are a testament to their dedication to the community. The Mammoth Community Water District's fiscal year—from April 1, 2024, through March 31, 2025—brought both new challenges and notable achievements.

This report highlights our efforts in long-term strategic planning, community partnerships, facility and community development, water and wastewater system improvements, and conservation initiatives across multiple areas. These accomplishments were made possible through the support of our Board of Directors, our ratepayers, and our exceptionally talented District team.

I look forward to continuing to strengthen relationships with staff and the community as we work toward shared goals. Looking ahead, we remain committed to innovation and continuous improvement in our water and wastewater systems, guided by strategic planning efforts that reflect our dedication to providing high-quality water and wastewaster reliable services—today and for generations to come.

# MCWD AT A GLANCE

## BOARD OF DIRECTORS

**TOM SMITH**

**TOM CAGE**

**DENNIS DOMAILLE**

**GARY THOMPSON**

**ELIZABETH HYLTON**

MISSION STATEMENT

*The Mammoth Community Water District is committed to carefully and effectively managing and maintaining our local water resources. The District provides water and wastewater services to meet the health and safety needs of the community. All work is conducted in a safe, financially sound, and high quality manner. We are committed to our customers and the environment in which we live.*

The Mammoth Community Water District (MCWD) was founded in 1957 and has consistently provided reliable water and wastewater services to the community of Mammoth Lakes, California. All of MCWD's water resources are located in the Mammoth Lakes Basin, no water is imported to the service area. Sources of water include surface water, groundwater, and recycled water. Surface water from Lake Mary, and groundwater from nine production wells, is treated by the District and distributed to customers using over 80 miles of water lines, eight storage reservoirs, and three treatment plants. Water is transported within an elevation range between 7,520 and 8,620 feet.

### Strategic Planning:

At the beginning of each year, District staff engage the Board of Directors in a thorough review of the District's Strategic Plan (the Plan) for the purpose of developing long-term strategic operational goals and capital improvement planning. Review and discussion of the Plan is conducted via a public workshop, where members of the public are welcome to attend and comment. The Plan is a living document and helps staff align the District's strategic goals with its day-to-day activities, mission statement, core values, and overall operations plan. The Plan integrates directly with the annual budgeting process. In FY25, two metrics were added to the Plan under sections, "Water Resource and Wastewater Management & Planning" and "Operations & Maintenance".

# ENGINEERING PROJECTS

The District has a talented in-house staff able to complete many technical projects. This saves the District money over hiring outside contractors and allows work to be completed on a time frame that works best for overall operations. This year, the Engineering Department designed several projects for staff to complete, leaving only the need for specialized tasks to be done by contractors.



## The Parcel Relief Main

The sanitary sewer main on Manzanita Road receives flow from a large area of town and includes areas with new development. Accommodating future growth would require upsizing the sewer main running down Manzanita, or connecting through private property to the new sewer main serving the Parcel development. Running a sewer through private property and into the Town of Mammoth Lakes' (TOML) Parcel development offered the most viable solution that would take advantage of the new construction at the Parcel.

Engineering staff negotiated with a private property owner and the TOML to secure easements through the properties to link the Manzanita Road Right-of-Way (ROW) to the TOML owned Parcel property. Engineering staff worked with the Parcel developer to determine a location for the sewer main that would avoid the footprint of future affordable housing buildings, and included language in the Transfer Agreement with the TOML that any re-alignment of the new sewer main would be paid for by the TOML.

Construction was completed by the MCWD maintenance and summer construction crews from August through mid-September 2024. The MCWD crews dealt with the presence of preexisting utility crossings and conflicts, including re-aligning a water main that was at a lower elevation than expected. Upon completion of construction, the crews performed pressure tests on the manholes and sewer lines to verify proper installation. A local landscaping firm was procured to restore the irrigation system and turf that was disturbed during the excavation. The sewer main is now live, with the majority of flows now being routed into the 15" sewer main running through the Parcel, rather than down Manzanita Road.

# ENGINEERING

## Well 32 Close-out

The prolonged drought conditions from the years 2011-2015 highlighted the benefits of adding additional groundwater facilities which would bolster the District's water supply to the community. Additional groundwater facilities can be especially beneficial during low water years when the amount of surface water available to the community becomes limited. While surface water is the preferred water source, groundwater becomes the District's primary source during periods of drought. As the District's groundwater portfolio ages, new wells are needed to provide redundancy and add resiliency to the existing groundwater supply.

In alignment with MCWD's Strategic Objectives, staff initiated the development of a new groundwater production well in the 2010s. This effort began with land acquisition, environmental studies, and preliminary site work. The well was successfully drilled in 2021, and by 2024, all final site improvements and supporting infrastructure were completed. This included securing an amendment to the District's permits with the State Water Resources Control Board, Division of Drinking Water.

# REGULATORY SERVICES

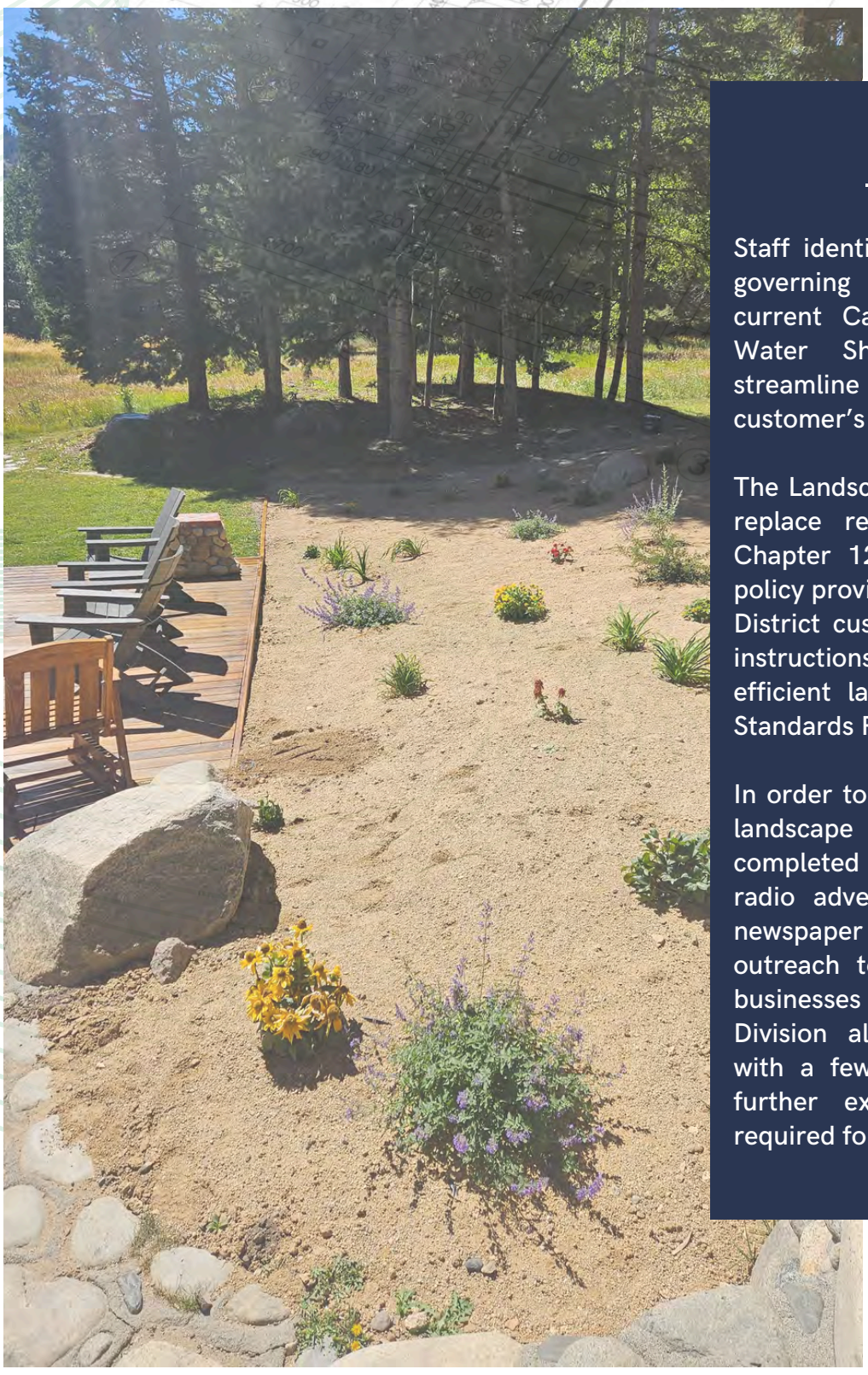

## Establishment of Landscape Standards Policy

Staff identified the need to establish a policy governing landscaping in order to align with current California regulations, the District's Water Shortage Contingency Plan, and streamline a permit process to record customer's landscaping within the community.

The Landscape Standards Policy was written to replace related language in Division X of Chapter 12, the District's Water Code. The policy provides guidelines for landscaping for all District customers, includes Landscape Permit instructions, and provides suggestions for water efficient landscaping. The MCWD Landscape Standards Policy went into effect in June 2024.

In order to inform the public of the policy and landscape permit requirements, staff completed an outreach campaign including new radio advertisements, social media postings, newspaper advertisements, and personal outreach to HOA managers and landscaping businesses via emails. Regulatory Services Division also conducted in-person meetings with a few local landscapers at job sites to further explain and demonstrate what is required for the permit.

# UPGRADES AND MAINTENANCE

The District is constantly enhancing and preserving its assets to meet demands and adhere to regulations. Each project is a chance to introduce creative solutions, enhance efficiency, and improve the system for the advantage of our customers and the environment.

## Valley Vista Meter Replacement

MCWD Crews replaced 25 meter pits and two galvanized laterals. The water mains in this neighborhood had been replaced 20 years ago.

## Replacement of Two 36" steel PRV Lids

The Line Maintenance team removed and replaced two of the very heavy cast-iron manhole lids and frames with a new composite style system. This was a prototype effort to test the design and see how they hold up to winter snow removal efforts.

## Sewer Collection System Slip Lining, Top Hats, and Surface Features

The District partnered with five specialized contractors to perform targeted repairs and improvements to our wastewater collection system.

### Contracted Service

- **21** Patches and Top Hats
- **64** New Collars on valves and manholes
- **20** Manhole Collars Replaced
- **11** Manhole Interiors Sprayed
- **6** Manholes Rechanneled
- **6,161'** Cured-In-Place Pipe Lining Installed

### In-House Rehabilitation

- **9** Manhole Collars Replaced
- **7** Manholes Rechanneled
- **8** Inflow and Infiltration reductions



MCWD inventory of lined pipe now exceeds 82,703 feet, representing 19.8% of the total system. It is important to note that our objective is not to line 100% of the collection system but rather to strategically restore damaged sections, ensuring the long-term reliability and efficiency of the network.

# CONSERVATION

The District continues to incentivize water conservation by providing customers with rebates when upgrading to new dishwashers, toilets, and/or clothes washers. This year, $42,568 were provided to customers for rebates, and the estimated total water savings resulting from these upgrades is 648,274 gallons per year!

## Leaks!

Utilizing the Automated Metering Infrastructure hourly water use data, staff are able to identify leaks and notify customers before they receive a high bill or experience property damage. Customers are also now able to enroll in automated notifications from our leak detection system. In 2024, 541 customers were notified of leaks.

31 Dishwasher rebates

144 High-efficiency toilet rebates

22 Clothes Washer rebates



# DISTRICT FINANCES

The District receives sufficient revenue to provide water and wastewater services and to maintain reserve funds for financial resilience and required infrastructure projects.

## Revenue

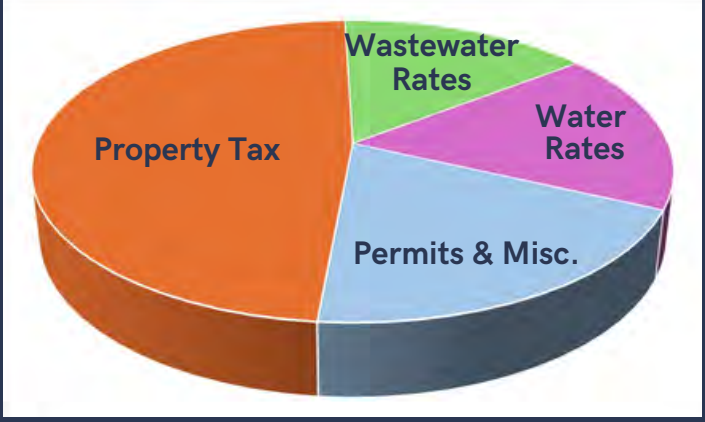


## Expenses

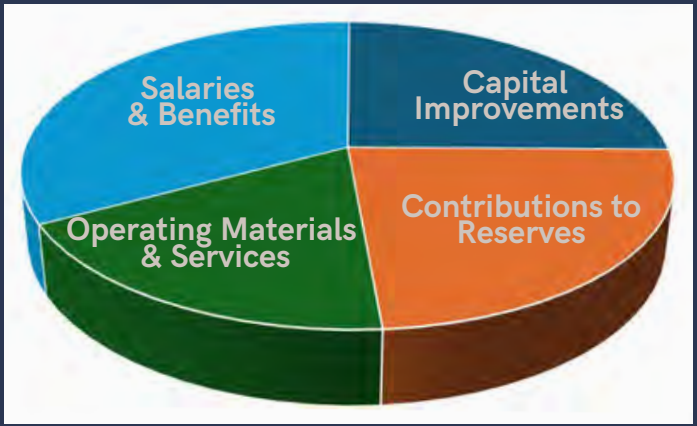

# PARTNERSHIPS IN THE COMMUNITY

## Clean Up The Lake

In early March 2024, Clean Up The Lake 501(c)3 (CUTL) contacted the District to request support for a four-year project to clean lakes within the Mammoth Lakes Basin. From July 9th - 18th, CUTL performed litter and debris removal from Lake Mary, the District's source for surface water. An estimated 1,865 pounds of submerged litter was removed from Lake Mary, including eight "heavy light items", such as tires, garbage cans, and oil drums, and an estimated 1,050 fishing line snags. CUTL also assessed underwater habitat and the threat levels from aquatic invasive species to help inform future conservation efforts.

## Community Support

The District continues to be an integral part of the Mammoth Lakes community by providing support where opportunities exist. The District's Water Bar has continued to provide refreshing drinking water at events free of charge. The Water Bar was set up at the Mammoth Lakes' 4th of July parade outside of Footloose Sports, at the Bluesapalooza beer and music festival, and at the Mammoth Shakespeare Festival. The second Water Bar, stationed at The Village, continued to be utilized for the numerous events held there, including the Jazz Fest, Reggae Festival, Wine Weekend, and Mammoth Rocks festival.

The District continued its contribution to support the Mammoth Lakes Community Recreation Center (CRC), by purchasing a hockey rink board-banner. The hockey rink board-banner displays the District logo and slogan, "Clean and refreshing mountain water straight to your tap!". Additionally, the District provided continued financial support of the LivingWise Program, organized by the High Sierra Energy Foundation (HSEF). The purpose of the program is to provide education and promote energy and water efficiency, and conservation in conjunction with Mammoth Middle School's 6th grade Earth Science class. The District's support funds the LivingWise kits, which equip students with practical tools to improve energy and water efficiency in their homes. The District facilitates an annual field trip for the program in the spring to introduce students to water measuring requirements, water treatment plants and the wastewater treatment process.

The Regulatory Services Division continued to attend public events where we had the opportunity to disseminate information to customers related to conservation and general operations. In 2024, RSD staff set up a booth at the Mammoth Lakes Sustainability Fair and the Trails Neighborhood Block Party. Both events were well attended and provided staff the opportunity to give away water conservation tools and discuss current water-use prohibitions and the goals of the District.

# MCWD PERMITTING

| FY2025 to Date | # of Projects |
|---|---|
| New Residential Single Family/Multi-Family | 25 |
| Residential Remodel/Addition | 30 |
| Tenant Improvements (Commercial/Industrial) | 18 |
| Landscape/Irrigation | 10 |
| New Commercial/Industrial | 8 |
| Residential Accessory Dwelling Unit (ADU) | 2 |
| Total | 93 |

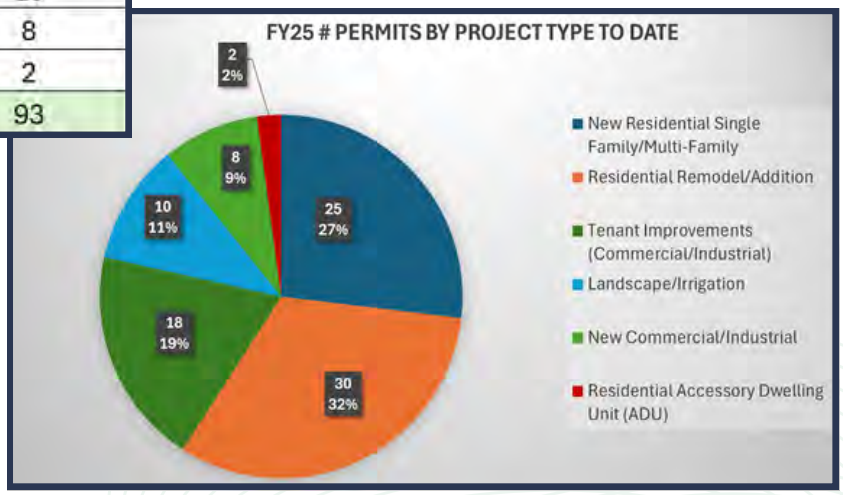


| FY | COMMERCIAL/ INDUSTRIAL TENANT IMPROVEMENTS | LANDSCAPE/IRRIGATION | NEW SFR/MFR | RESIDENTIAL ADU | RESIDENTIAL REMODEL/ADDITION | YEAR TOTAL |
|---|---|---|---|---|---|---|
| 2020 | 14 | | 31 | 1 | 31 | 77 |
| 2021 | 5 | 2 | 26 | 3 | 29 | 65 |
| 2022 | 17 | 4 | 38 | 1 | 45 | 105 |
| 2023 | 12 | 9 | 27 | 1 | 36 | 85 |
| 2024 | 25 | 9 | 35 | 2 | 28 | 99 |
| 2025 | 26 | 10 | 25 | 2 | 30 | 93 |
| Total | 99 | 34 | 182 | 10 | 199 | 524 |

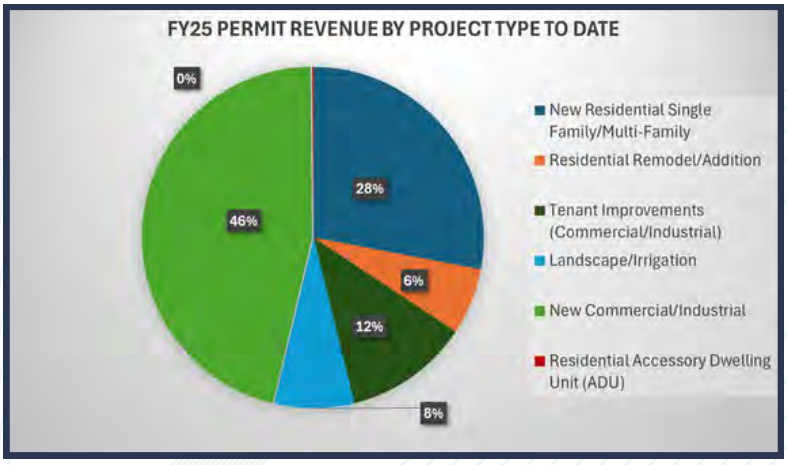

# QUESTIONS?
# CONTACT US.



MAMMOTH COMMUNITY WATER DISTRICT
WWW.MCWD.DST.CA.US
760.934.2596

# AGENDA ITEM

**Subject:** Water Supply Update

**Information Provided By:** Clay Murray, Operations Superintendent

## Background

Due to the sustained low snowpack resulting in multi-year drought conditions from April 2012 through 2015, the staff recommended the Board implement various levels of water restrictions to conserve water supplies. With the record drought recorded in the winter of 2014-15, the Board implemented Level 3 water conservation measures in April 2015 through April 2017. After a massive winter in 2017, the Board modified the conservation level to Level 0 and requested that the Water Supply Update be produced on a quarterly basis. The District is currently operating under water conservation Level 0 which was approved in March 2024 following staff recommendations on the Water Supply Update. The purpose of this update is to provide an analysis of supply and demand patterns.

## Discussion

Staff reviewed the status of both surface water and groundwater sources and compared the available supplies against historical monthly demands. From this analysis staff projected demands and our ability to meet those demands.

**Surface water**: Surface water contributed 536 ac-ft or 98% of the drinking water supply in the 2nd quarter of 2025. As anticipated, Lake Mary was filled during the spring runoff from late May through early June. Lake Mary is 0.26' from full and stream flows are currently above the requirement. Since the beginning of 2025, stream flows were above the requirements 85% of the time. A total of 578 ac-ft is stored in Lake Mary and is available to meet demands if the stream flows fall below the requirement.

The current flows in Mammoth Creek are above the requirement and have subsided since the peak runoff in June. Surface water will continue to be the primary source of supply for summer irrigation demands using mostly direct diversion and some usage from storage when the flows are below the requirement.

**Groundwater**: Engineering staff closely track groundwater levels in all nine of the District's production wells and have conducted an aquifer monitoring analysis of over 30 years of groundwater data spanning multiple drought periods. This analysis indicates that multiple wet or normal years are required to recover the aquifer following a multi-year drought. This example was demonstrated by the 2012 – 2015 drought and the massive winter of 2017. The recharge that was experienced in 2017 did not recover the aquifer to predrought levels and it took 2 more normal and above normal snow years to see complete recovery. This pattern will continue until multiple wet or normal years reduce dependence on groundwater production and allow the aquifer to recharge to pre-drought conditions. Engineering recently updated aquifer monitoring analysis by including all values recorded in 2023. The analysis determined that the

large winter and subsequent run off, coupled with a reduction in groundwater usage, has given the opportunity for some aquifer recharge. By meeting most demand with surface water supplies there has been only 131 ac-ft of groundwater used since the beginning of 2024, which includes only 29 ac-ft in 2025. Aquifer levels continue to show a positive trend with the lack of pumping.

**Demand:** Water production for the previous quarter was as follows:

April: 114 ac-ft

May: 171 ac-ft

June: 263 ac-ft

The total demand for this quarter was 548 ac-ft. This is 13.6% or 17 ac-ft more than the projected volume of 483 ac-ft.

**Demand Projections:** The demand projection for the July - September quarter is 923 ac-ft. The projection is based on the average water consumption since 2011 and adjusted for the increase of 14% as observed in June of this year.

July: 339 ac-ft

August: 325 ac-ft

September: 259 ac-ft

## Conclusion and Recommendation

Current surface water and groundwater supplies are sufficient to meet our projected demands for the 3rd quarter of 2025. Groundwater levels are continuing to trend upward with the reduced dependence on well water. The snowpack at Mammoth Pass provided sufficient spring runoff to fill Lake Mary and meet most of the irrigation demands. Staff are recommending no change to the current water conservation level of 0 as both ground and surface water supplies can meet the current demands.

# AGENDA ITEM

**Subject:** MCWD Quarterly Cybersecurity Report – July 2025

**Information Provided By:** Justin Mulbay, Information Services Manager

## Introduction

To implement cybersecurity reporting best practices the Information Services Department (ISD) will begin providing quarterly cybersecurity reports to the Board of Directors. These reports will help keep MCWD's leadership informed about the District's cybersecurity status. ISD will report on employee cybersecurity training metrics, workstation and endpoint update status, Cybersecurity Incident Response Plan (CIRP) incidents incurred within the period, and a variety of different scanning services and cybersecurity measures in place. ISD is currently fully staffed with three full-time employees who manage all cybersecurity for the District.

## Current Measures

- Monthly Managed Detection and Response (MDR) Reports for threat analysis and response
- Vulnerability scanning against ISO/IEC 27001:2022, SOC2 and CIS v8.0 standards
- Employing Domain Name System (DNS) Filtering Service for all corporate web traffic
- Receiving all Cybersecurity and Infrastructure Security Agency (CISA) Exploited Vulnerability Catalog notifications
- Monthly web application scanning
- Weekly Cyber Hygiene reports
- Payment Card Industry (PCI) compliance checks with the Finance Department via annual questionnaire responses
- Multi-Factor Authentication (MFA) for all sensitive accounts and computers
- Password manager utilization for all staff
- Firewall content filtering and traffic restriction to block potentially harmful or malicious material

## Workstation Replacements

A major component of cybersecurity is to keep hardware endpoints up to date. To that end, ISD will include metrics for the FY26 Workstation Replacement Program.

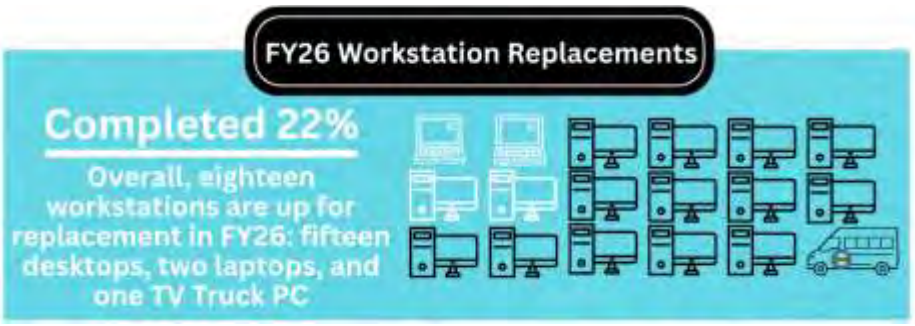

## Cybersecurity Incident Response Plan (CIRP)

MCWD follows a CIRP that outlines response steps to take during a cybersecurity incident. If a CIRP incident occurs it will be included in the quarterly cybersecurity report. During the past quarter, one reportable CIRP incident occurred.

## Backups

ISD performs scheduled encrypted immutable backups for all Corporate and SCADA servers. ISD also employs offsite Corporate and SCADA backups. Any issues or problems with backups are dealt with promptly.

## Training

ISD participates in the MCWD Safety and Security Committee meetings. ISD evaluates digital security measures and implements solutions to protect MCWD personnel and property. The Committee is researching and planning to conduct tabletop exercises and training for a variety of emergency scenarios. MCWD's SCADA system requires focused departmental training for new employee access. All SCADA network data is only accessible by authorized users and requires several layers of complex access methods. In addition, all District staff are required to complete a monthly cybersecurity training for common industry threats affecting the public sector. Staff achieved a 77% completion rate for these trainings through the month of June.

# AGENDA ITEM

**Subject:** Discuss and Provide Direction to Staff to Amend the Fiscal Year 2026 Budget to Increase the Administrative Campus Pavement Rehab and Drainage Project by $332,000

**Information Provided By:** Garrett Higerd, District Engineer and Nolan Ferguson, Staff Engineer

## Background

The Administrative Campus Pavement Rehab and Drainage Project was initiated in late 2023 during the FY25 strategic planning and CIP budget process. The purpose of the project is to repave the administration campus at MCWD and the Wastewater Treatment Plant (WWTP) and review drainage and ADA parking/path-of-travel. The plans were prepared in-house by engineering staff in close coordination with Operations and Maintenance staff. The scope of the project was difficult to define because of the somewhat sprawling nature of the facilities and the way it has been developed in a very piecemeal fashion over many decades.

The cost estimate for the FY25 CIP budget was $2.9M based on the original plans and scope. In the spring of 2024, the project was put out for competitive bid and two very competitive bids were received and the low bid of $2,057,730.30 was accepted. This price did not include materials testing, project management labor, or a contingency for change orders. The bidding process established contract unit prices for work items. Contractor payments are based on actual quantities installed as verified by material load tickets and inspections.

Most of the drainage work and approximately half of the paving work was completed in 2024. At the end of 2024, quantities were tabulated, progress payments were processed and change orders for the remaining work were negotiated. $1,446,546 worth of work was completed in 2024 and the FY26 CIP budget ($1,358,693) was calculated based on the anticipated remaining work (including change orders).

## Discussion

In addition to the original contract amount ($2,057,730.30), approximately $790,000 of additional work has been completed to date or is remaining on the punch-list. The primary reasons for the overages are:

1. Approximately 36% more asphalt was placed than originally estimated. There are several reasons for this. First, the paved areas are mostly irregular which makes them difficult to measure. Second, areas were added/widened to improve the functionality of our site (e.g. widened the entry drive, septage dump station, pipe lay down area, solar farm/drying bed widening, added parking, etc.). Third, mat thickness is difficult to keep exact and maintain positive surface drainage (the specifications call for 2 x 2” asphalt lifts). The contractor has acknowledged that some of the additional asphalt thickness was his responsibility and gave us a discount of 317 tons ($85,590).
2. Significant concrete was added (e.g. the Dewatering Building and welding shop concrete apron and slotted drain, Admin Building curb and sidewalk, vehicle maintenance garage slab, etc.)
3. Some of the additional paved areas required more pulverizing and grading.
4. Miscellaneous quality upgrades were added (e.g. pavers at the Admin Building entrance, etc.)

The scope increases approved in the course of this project were closely coordinated with the General Manager and Department Heads to ensure that the project accomplishes the goal of making our site a safe and efficient base for our service to the public. We are confident that this work will last for decades to come.

In addition to the work completed to date, a change order has been prepared that would add asphalt paving around the WWTP and lab buildings ($133,670), slurry seal asphalt placed in 2024 ($64,747), and construct a paved walking path connecting the Admin parking to the WWTP ($4,000).

This work will complete the paving, restore the walkability of the campus, and start the regular maintenance that will ensure the asphalt will last. The surface of asphalt develops small cracks as the binder begins to oxidize and dry out and if allowed to grow, eventually allow water to permeate the asphalt mat, causing premature failure. A best practice for long-term asphalt maintenance is to apply a slurry seal to fill the micro-cracks about a year after the asphalt was placed.

## Fiscal Impact

The requested action would increase the FY26 CIP budget for the Administrative Campus Pavement Rehab and Drainage Project by $332,000.

## Requested Action

Direct staff to increase the FY26 CIP budget for the Administrative Campus Pavement Rehab and Drainage project by $332,000 for remaining work on the punch list, and to add asphalt paving around the WWTP and lab buildings, slurry seal of asphalt placed in 2024, and an asphalt walkway connecting the Admin parking lot to the WWTP.

# AGENDA ITEM

**Subject:** Discuss Strategy and Process for Selecting a New General Manager, including Possible Appointment of an Ad Hoc General Manager Selection Committee

**There are no materials to support this agenda item**

**MAMMOTH COMMUNITY WATER DISTRICT**
Post Office Box 597
Mammoth Lakes, California 93546-0597

# NOTICE OF AN INVESTMENT COMMITTEE MEETING

NOTICE IS HEREBY GIVEN that the Investment Committee of the Board of Directors of the Mammoth Community Water District will hold an **INVESTMENT COMMITTEE MEETING** on **WEDNESDAY, JULY 16, 2025** at **11:45 A.M.**

***Please Note:***
*Members of the public will have the opportunity to directly address the District Board of Directors concerning any item listed on the Agenda below before or during consideration of that item.*

***Please Note:***
*Director Hylton will be participating by video/teleconference from the following location:*
*11266 Pine Beach Peninsula, Brainerd, MN 56401*

## The agenda items are:

1. Review Management of Investment Accounts with Advisors from Chandler Asset Management, Inc. (CAM)

2. Provide Direction to General Manager to Maintain or Change Current Allocation of Investments, Maintain or Change Specific Investments, or Make a Combination of Changes to Allocations or Investments to Meet Cash Flow Objectives

*The meeting will be held in the conference room at the District facility located one mile east of Old Mammoth Road on Meridian Boulevard, just off Highway 203, Mammoth Lakes, California.*

MARK BUSBY
General Manager

Date of Issuance: Friday, July 11, 2025

*Posted: MCWD Office*
*MCWD Website: www.mcwd.dst.ca.us*
*cc: Members, Board of Directors*
*Town of Mammoth Lakes*
*KMMT, KIBS, KSRW Radio*

*If you are an individual with a disability and need assistance or accommodation to participate in this Board meeting at any time, please call Stephanie Hake at (760) 934-2596, ext. 321, or email Mrs. Hake at: SHake@mcwd.dst.ca.us.*

*Documents and material relating to an open session agenda item that are provided to the Mammoth Community Water District Board of Directors less than 72 hours prior to a regular meeting will be available for public inspection and copying at the District facility located at 1315 Meridian Boulevard, Mammoth Lakes, California.*

CHANDLER ASSET MANAGEMENT

# INVESTMENT REPORT

Mammoth Community Water District | As of June 30, 2025

**CHANDLER ASSET MANAGEMENT** | chandlerasset.com

**Chandler Team:**

For questions about your account, please call (800) 317-4747,
or contact clientservice@chandlerasset.com

Information contained herein is confidential. We urge you to compare this statement to the one you receive from your qualified custodian. Please see Important Disclosures at the end of the statement.

TABLE OF CONTENTS

ECONOMIC UPDATE

ACCOUNT PROFILE

CONSOLIDATED INFORMATION

PORTFOLIO HOLDINGS

TRANSACTIONS

CHANDLER ASSET MANAGEMENT

# ECONOMIC UPDATE

- Recent economic data suggest slower growth in 2025 and greater market uncertainty as the effects of fiscal policy unfold. Inflationary trends have subsided, but some components remain sticky, and core levels remain above the Fed's target. The labor market reflects improved balance between supply and demand for workers. While job creation has been robust, continuing jobless claims remain elevated. Given the economic outlook, we expect gradual normalization of monetary policy and a steepening yield curve.

- As broadly anticipated, the Federal Open Market Committee (FOMC) left the Federal Funds Rate unchanged at the range of 4.25 - 4.50% at the June meeting. Fed Chair Powell continued to emphasize the Committee's "wait and see" approach amidst economic uncertainty that remains elevated but diminished. Federal Reserve officials continued to pencil in two rate cuts in 2025.

- US Treasury yields declined in June. The 2-year Treasury yield fell 18 basis points to 3.72%, the 5-year Treasury dropped 17 basis points to 3.80%, and the 10-year Treasury yield also declined 17 basis points to 4.23%. The spread between the 2-year and 10-year Treasury yield points on the curve edged up to +51 basis points at June month-end versus +50 basis points at May month-end. The spread between the 2-year Treasury and 10-year Treasury yield one year ago was -36 basis points. The spread between the 3-month and 10-year Treasury yield points on the curve was -7 basis points in June, versus -6 basis points in May.

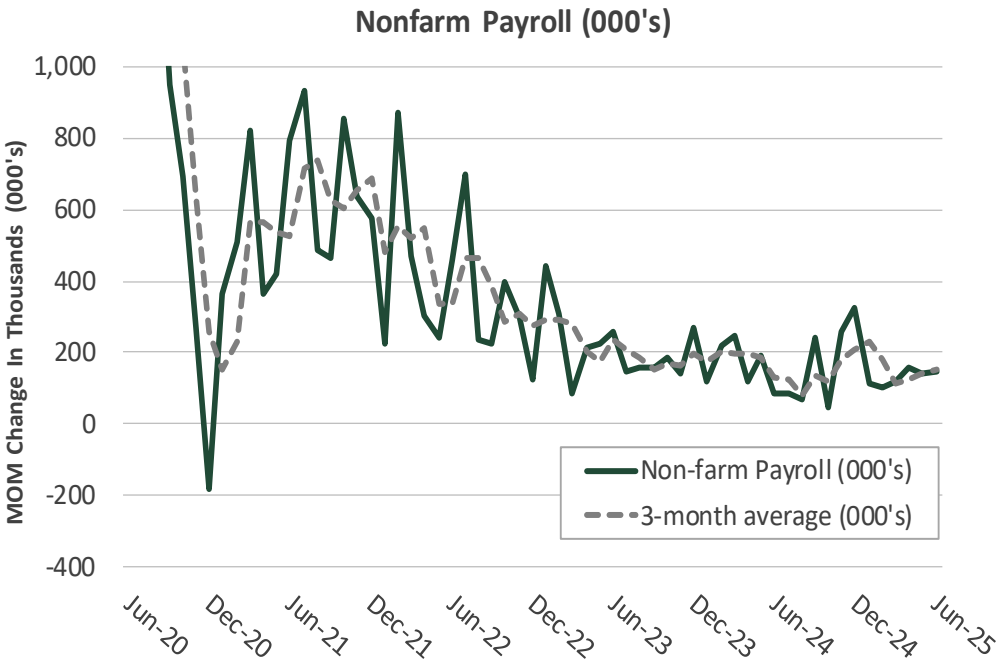


*Source: US Department of Labor*

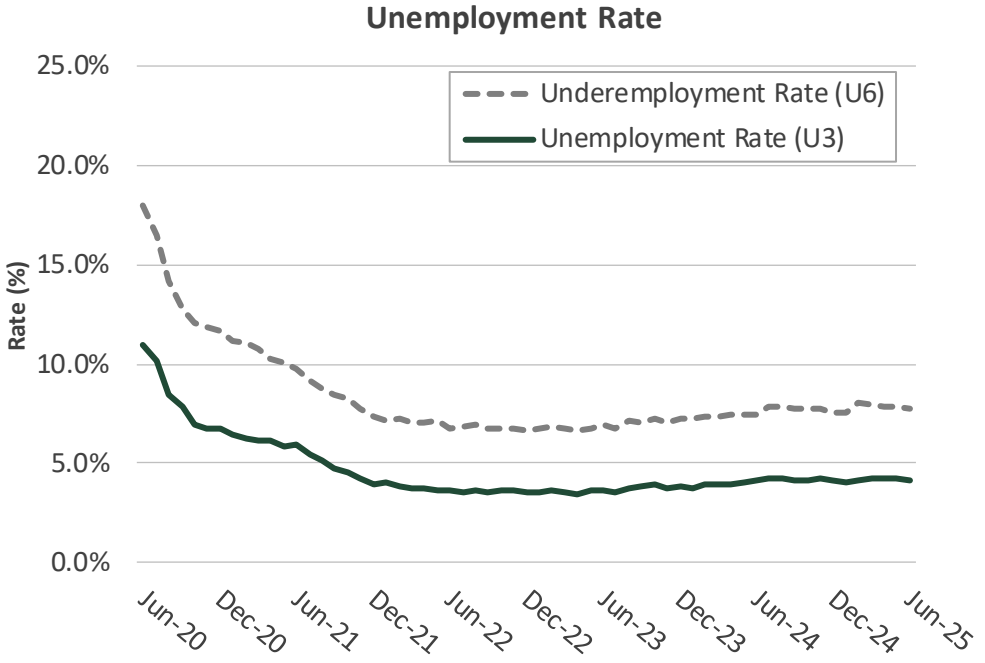


*Source: US Department of Labor*

The U.S. economy added 147,000 jobs in June, exceeding consensus expectations, and the last two months were revised up by 16,000. Gains were primarily driven by state and local government education, while job growth in service sectors languished. The three-month moving average and six-month moving average payrolls totaled 150,000 and 130,000 respectively. The unemployment rate declined to 4.1% in June from 4.2% in May, due to a shrinking labor force. The labor participation rate dipped to 62.3%, remaining below the pre-pandemic level of 63.3%. The U-6 underemployment rate, which includes those who are marginally attached to the labor force and employed part time for economic reasons dropped to 7.7% in June. Average hourly earnings fell slightly, marking a 3.7% year-over-year increase.

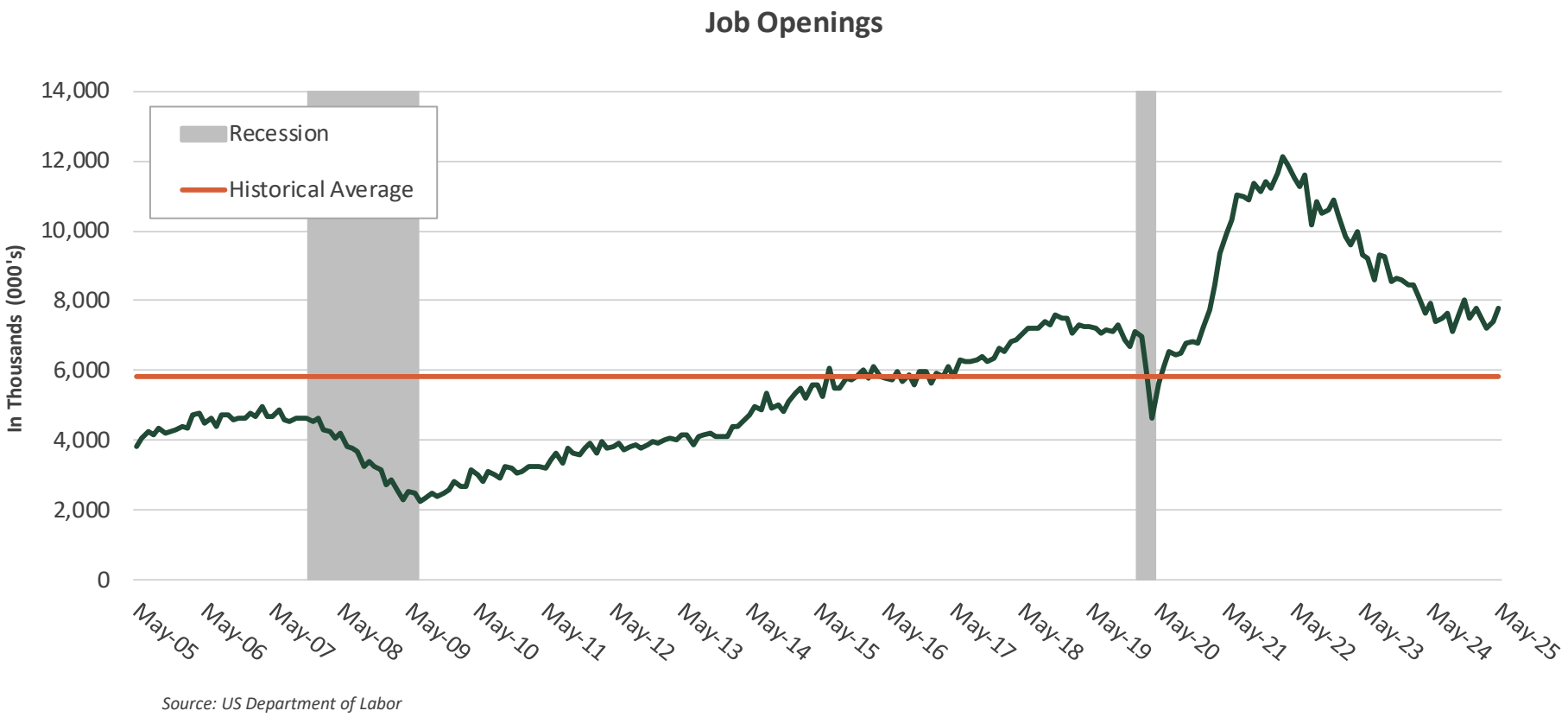


*Source: US Department of Labor*

The Labor Department's Job Openings and Labor Turnover Survey (JOLTS) unexpectedly rose to 7.77 million new job openings in May from 7.40 million in April. Layoffs declined and the quits rate increased. Job openings indicate a ratio of approximately 1.1 jobs for each unemployed individual, representing a relatively balanced labor market.

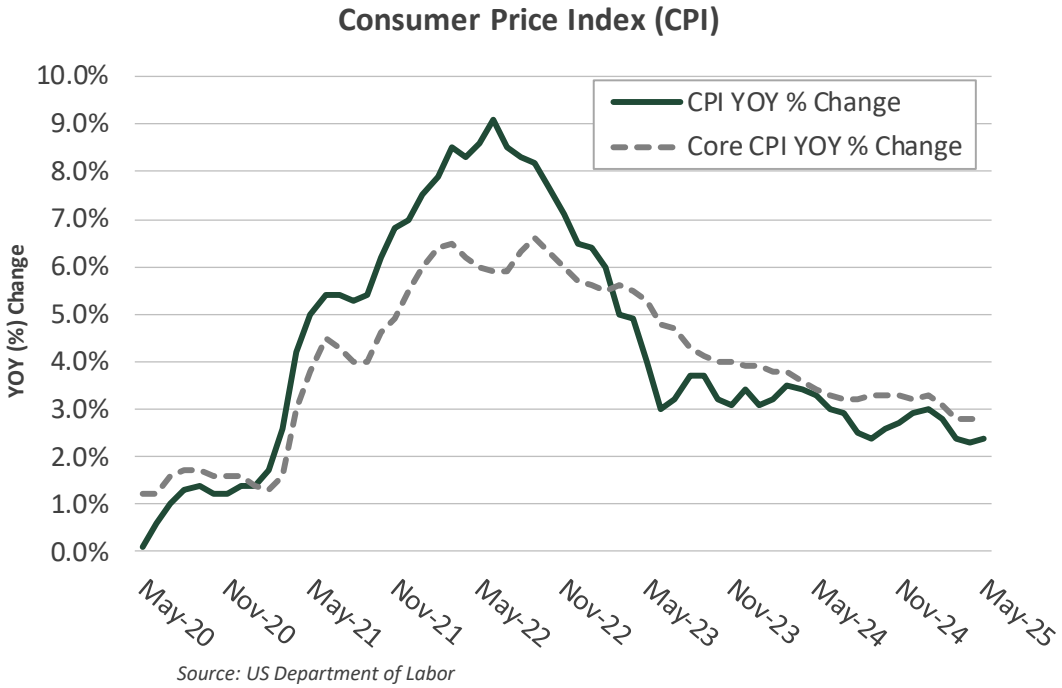


*Source: US Department of Labor*

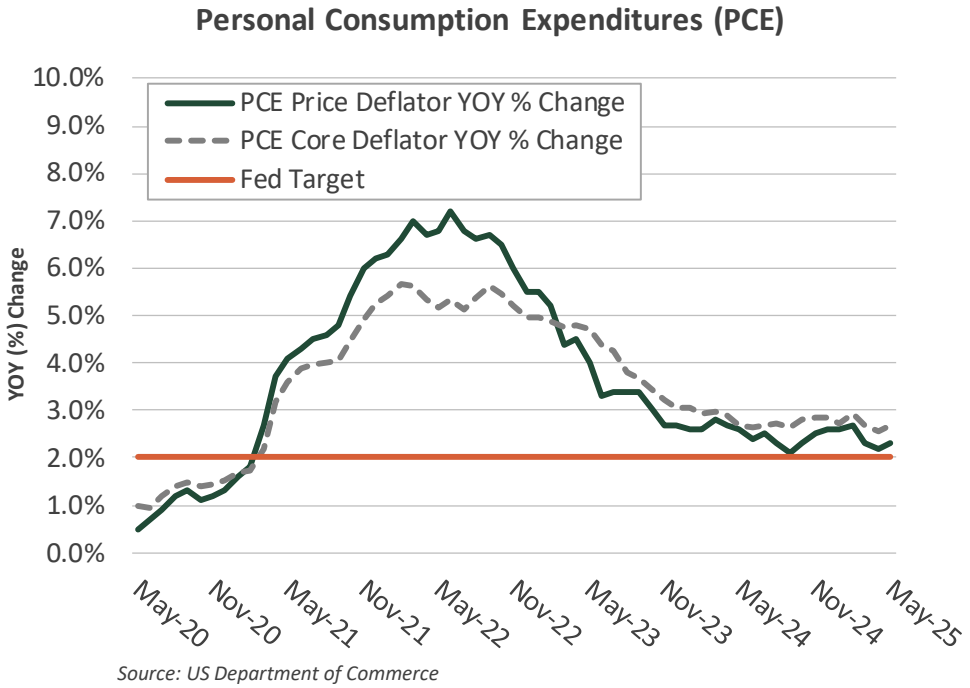


*Source: US Department of Commerce*

In May, the Consumer Price Index (CPI) cooled slightly more than consensus expectations. The headline CPI increased 0.1% month-over-month and rose 2.4% year-over-year, while the Core CPI rose 0.1% month-over-month and 2.8% year-over-year. The Personal Consumption Expenditures (PCE) price index increased 0.1% month-over-month and rose 2.3% year-over-year in May. The Core PCE deflator, which excludes food and energy and is the Fed's preferred gauge, increased 0.2% month-over-month and 2.7% year-over-year, up from April's 2.6% year-over-year increase. Inflation is hovering above the Fed's 2% target.

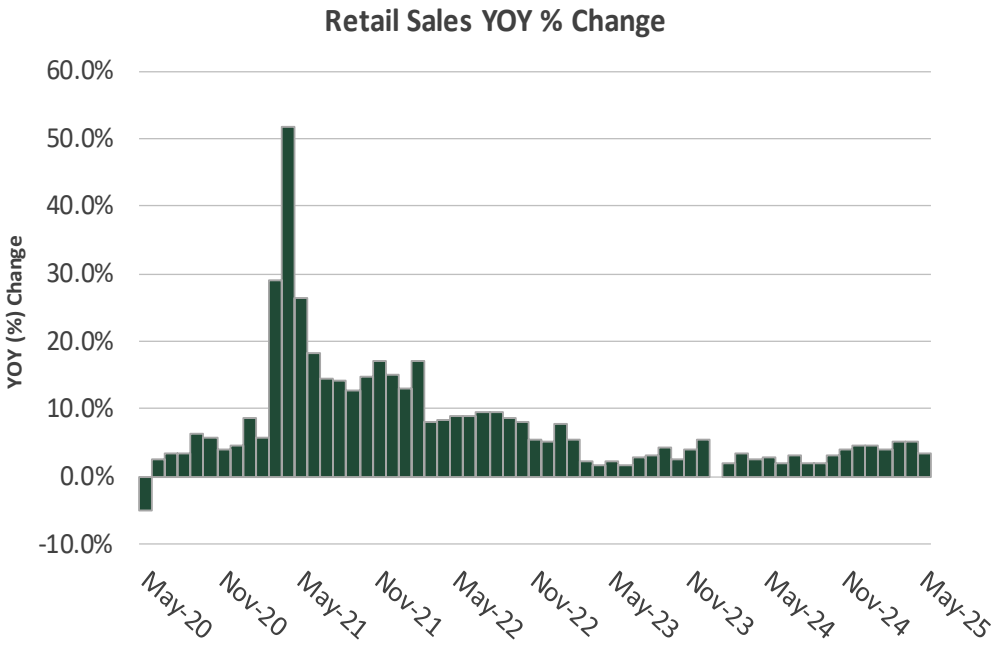


*Source: US Department of Commerce*

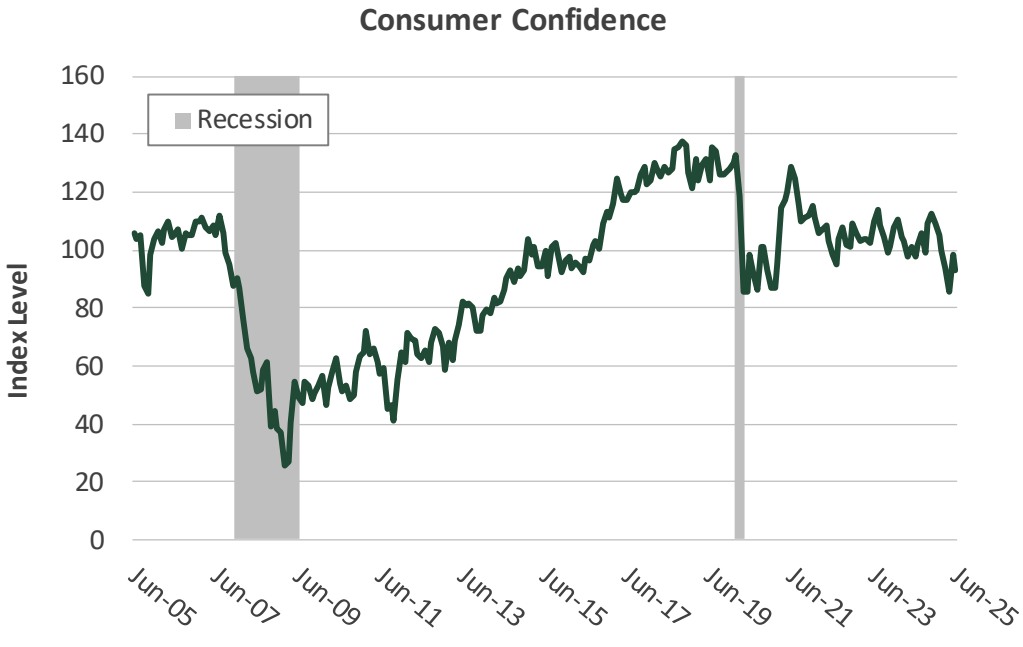


*Source: The Conference Board*
*All time high is 144.70 (1/31/00); All time low is 25.30 (2/28/09)*

Advance Retail Sales were down 0.9% month-over-month in May, further slowing from a downwardly revised -0.1% in April. Declines were led by auto sales, building materials, garden equipment and supplies, and spending at restaurants and bars fell by the most since early 2023. Control group sales, which feed into GDP, were the only bright spot in the report, with a 0.4% increase. On a year-over-year basis, Retail Sales grew 3.3% in May following a 5.0% increase in April. The Conference Board's Consumer Confidence Index dropped to 93.0 in June from 98.4 in May, as consumers' assessment of both the current situation and future expectations for income and labor markets soured. While the consumer has been resilient, elevated inflation expectations, concerns about trade policies and tariffs, and general economic and policy uncertainty could pose potential risks to future spending.

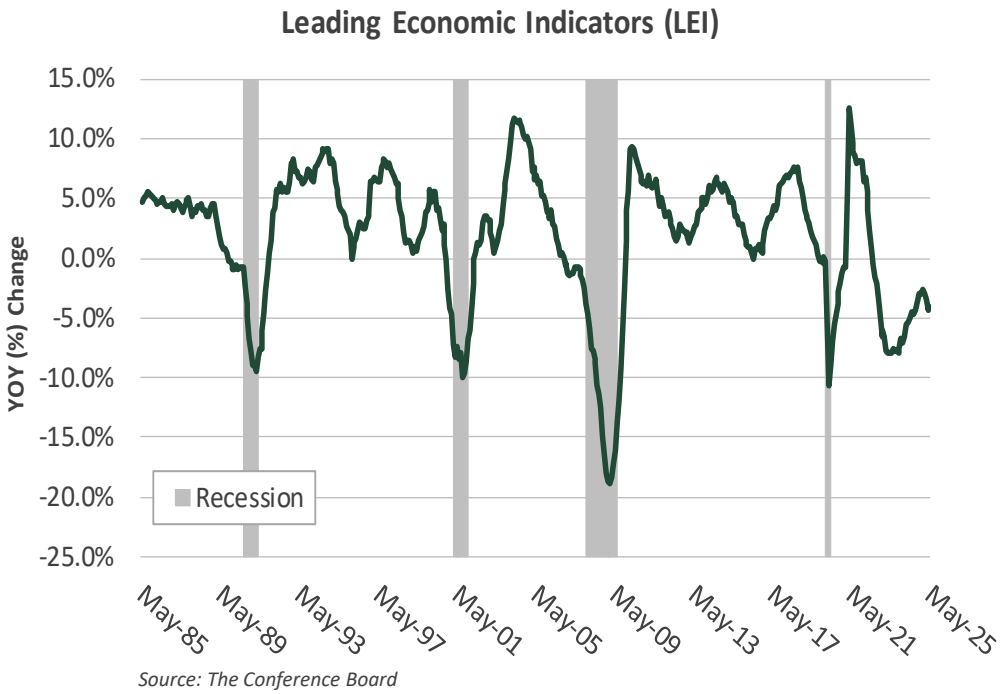


*Source: The Conference Board*

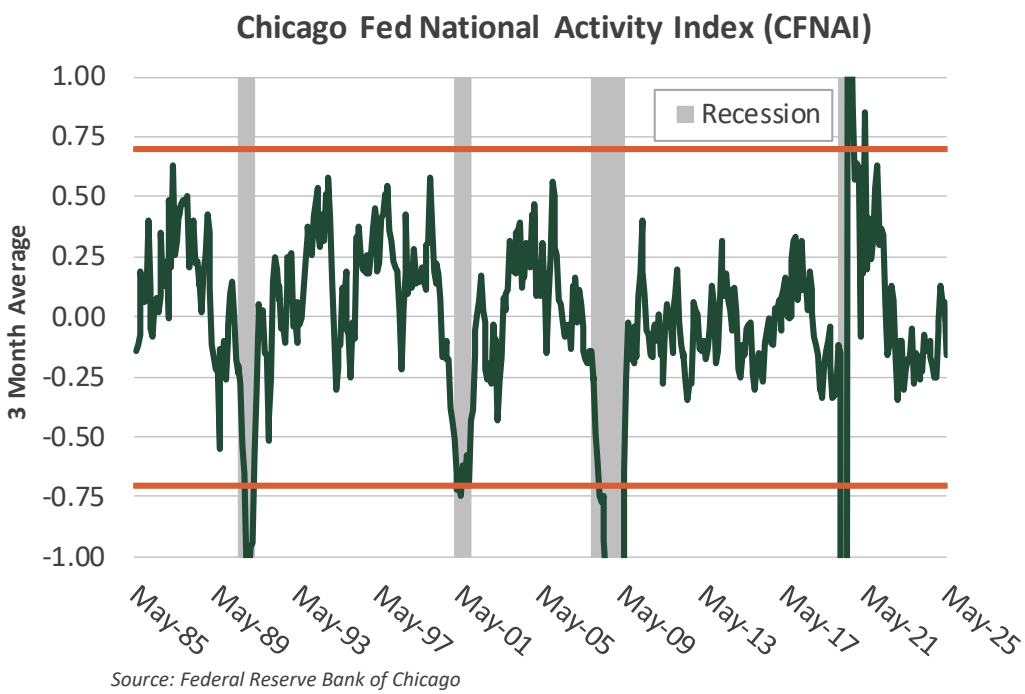


*Source: Federal Reserve Bank of Chicago*

The Conference Board's Leading Economic Index (LEI) fell by 0.1% in May, following a downwardly revised 1.4% decline in April. The LEI decreased by 4.0% year-over-year. The rebound in the stock market was the primary positive contributor, offset by consumer pessimism, weak new orders in manufacturing, the second consecutive month of rising initial unemployment claims, and a drop in housing permits. The Chicago Fed National Activity Index (CFNAI) improved to -0.28 in May from a downwardly revised -0.36 in April. The three-month moving average dropped to -0.16 in May from 0.06 in April, indicating slightly below trend growth.

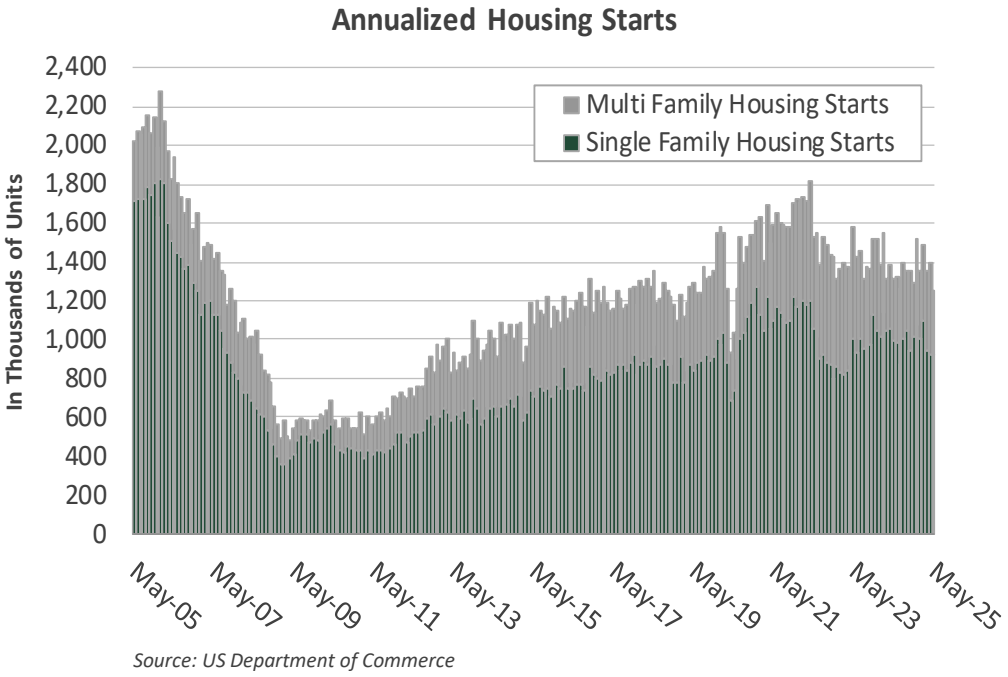


*Source: US Department of Commerce*

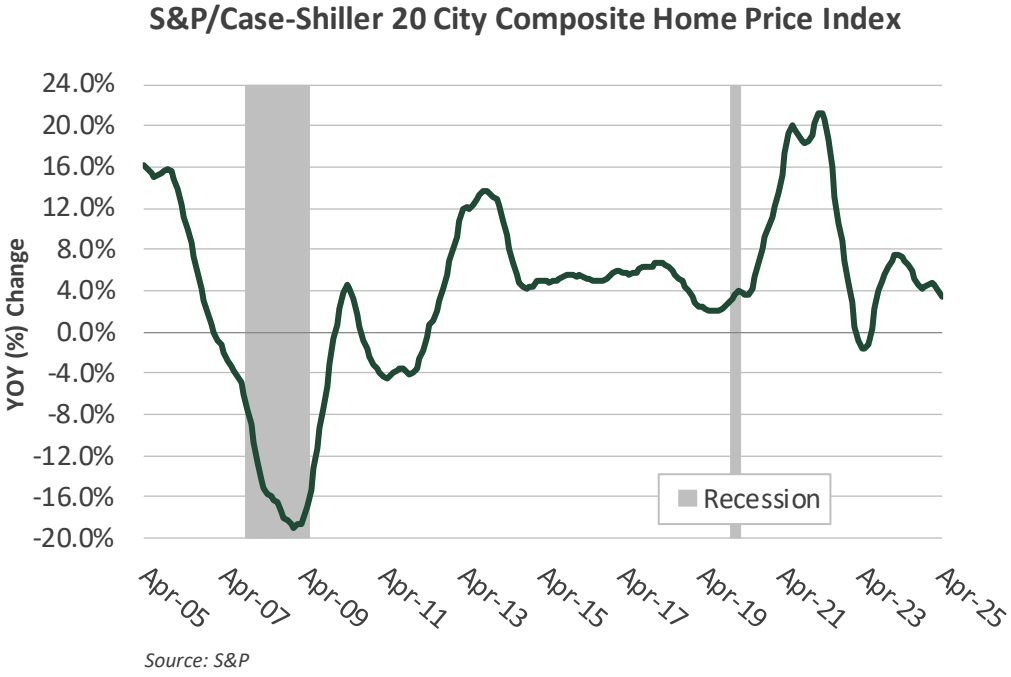


*Source: S&P*

Housing starts declined 9.8% month-over-month in May to a seasonally adjusted annual rate of 1.256 million units. Single family starts increased 0.4% above the revised April figures, whereas multi-family starts fell -30.4%. Total starts dropped 4.6% compared to May 2024. Homebuilder confidence is shaky due to elevated mortgage rates, affordability constraints, and a weakening economic outlook. The Freddie Mac 30-year fixed rate mortgage averaged approximately 6.8% in June. According to the Case-Shiller 20-City Home Price Index, housing prices rose 3.4% year-over-year in April, compared to 4.1% in March. Limited inventory, elevated mortgage rates, and lack of affordability continue to weigh on the housing market.

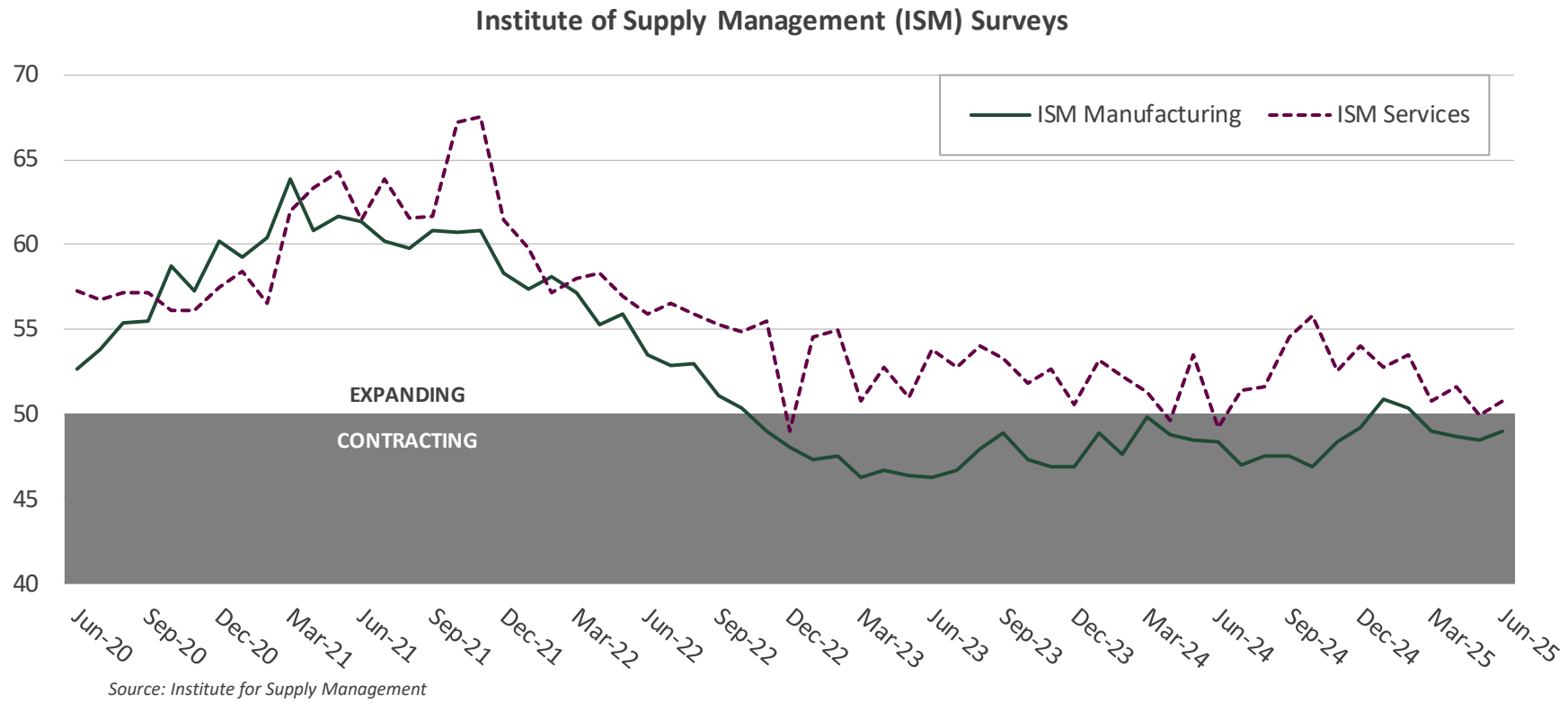


*Source: Institute for Supply Management*

The Institute for Supply Management (ISM) Manufacturing index edged up to 49.0 in June from 48.5 in May, indicating a continuation of modest contraction in the sector. Inventories and production improved as companies worked through backlogs, while employment and new orders contracted. The ISM Services index increased to 50.8 in June from 49.9 in May, as new orders improved. However, ongoing concerns about the impact of tariffs remain. A reading over 50 indicates expansion, while a reading under 50 indicates contraction.

## GROSS DOMESTIC PRODUCT (GDP)

| Components of GDP | 6/24 | 9/24 | 12/24 | 3/25 |
|---|---|---|---|---|
| Personal Consumption Expenditures | 1.9% | 2.5% | 2.7% | 0.3% |
| Gross Private Domestic Investment | 1.5% | 0.2% | -1.0% | 3.9% |
| Net Exports and Imports | -0.9% | -0.4% | 0.3% | -4.6% |
| Federal Government Expenditures | 0.3% | 0.6% | 0.3% | -0.3% |
| State and Local (Consumption and Gross Investment) | 0.3% | 0.3% | 0.3% | 0.2% |
| **Total** | **3.0%** | **3.1%** | **2.5%** | **-0.5%** |

*Source: US Department of Commerce*

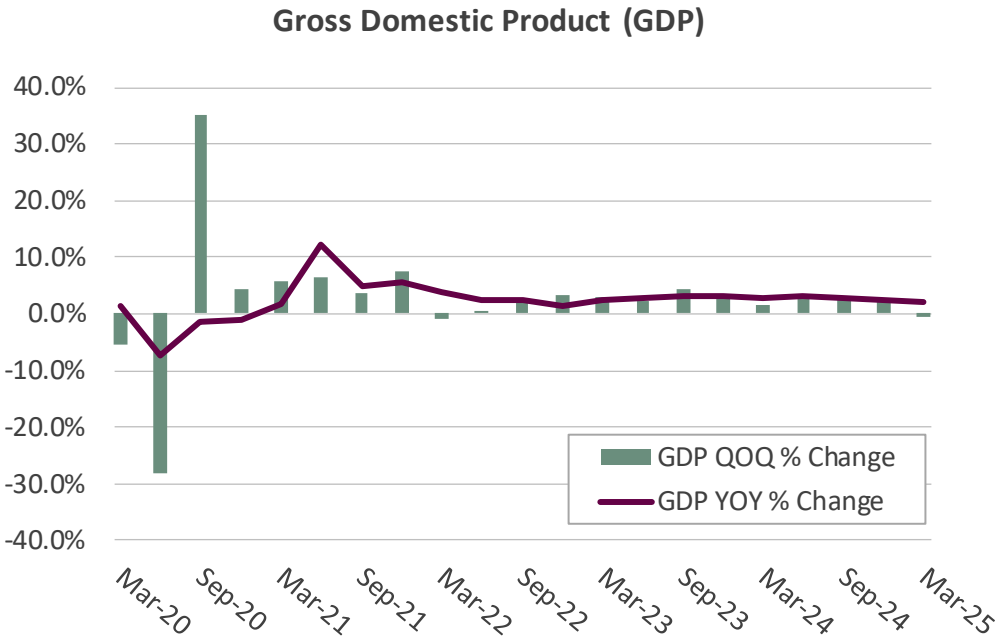


*Source: US Department of Commerce*

Real GDP decreased at an annualized rate of 0.5% in the first quarter of 2025, according to the third and final estimate from the Bureau of Economic Analysis, a downward revision from the previously estimated 0.2% decline. This marks the first negative quarter since 2022. The primary driver of the downward revision was weaker personal consumption expenditures. Net exports remained the primary drag on growth, as imports rose sharply in anticipation of higher tariffs. Gross investment contributed positively, powered by business decisions to get ahead of possible cost increases. The consensus projection calls for 2.1% growth for the second quarter and 1.5% for the full year 2025.

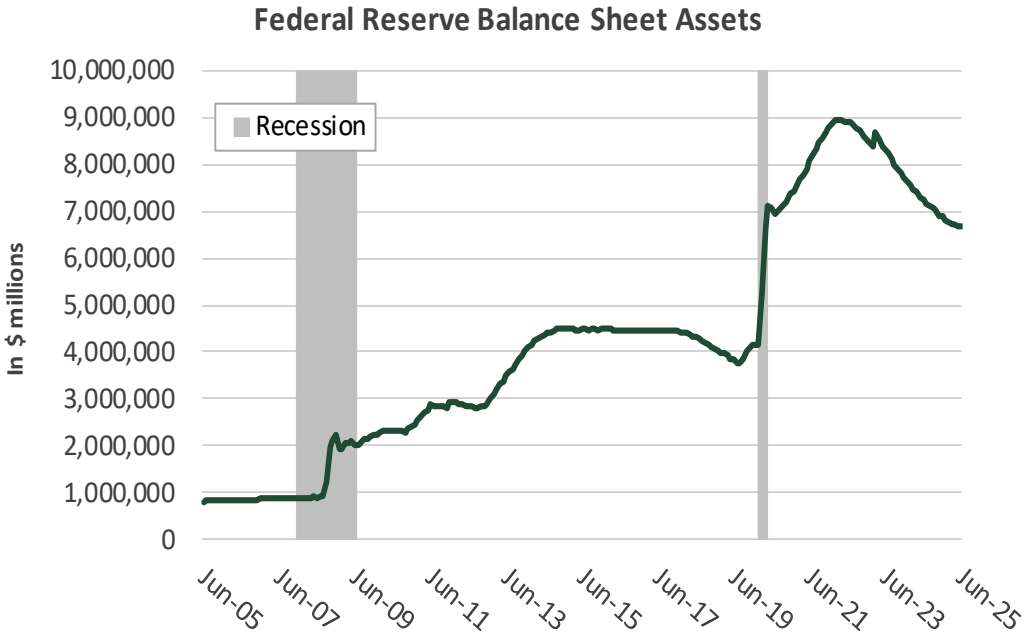


*Source: Federal Reserve*

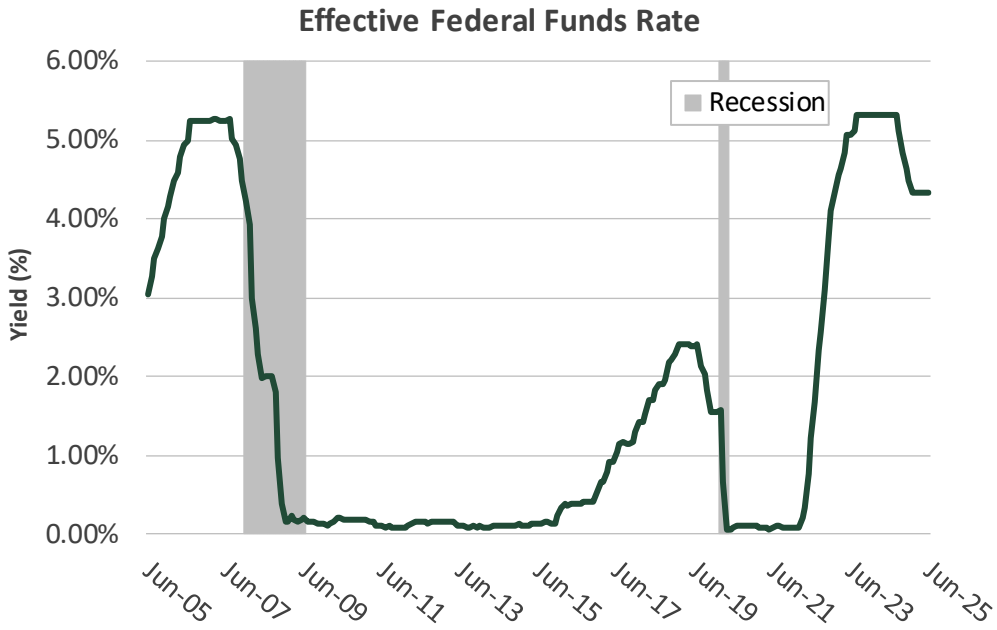


*Source: Bloomberg*

As broadly anticipated, the Federal Open Market Committee (FOMC) left the Federal Funds Rate unchanged at the range of 4.25 - 4.50% at the June meeting. In the Summary of Economic Projections (SEP), Federal Reserve officials continued to pencil in two rate cuts in 2025, while downgrading estimates for economic growth and raising forecasts for both unemployment and inflation this year. The statement indicated that uncertainty about the economic outlook remained elevated but had diminished. The monthly redemption cap on Treasuries will remain at $5 billion, while the cap on agencies and mortgage-backed securities will be maintained at $35 billion. Since the Fed began its Quantitative Tightening campaign in June 2022, securities holdings have declined by about $2.2 trillion to approximately $6.7 trillion.

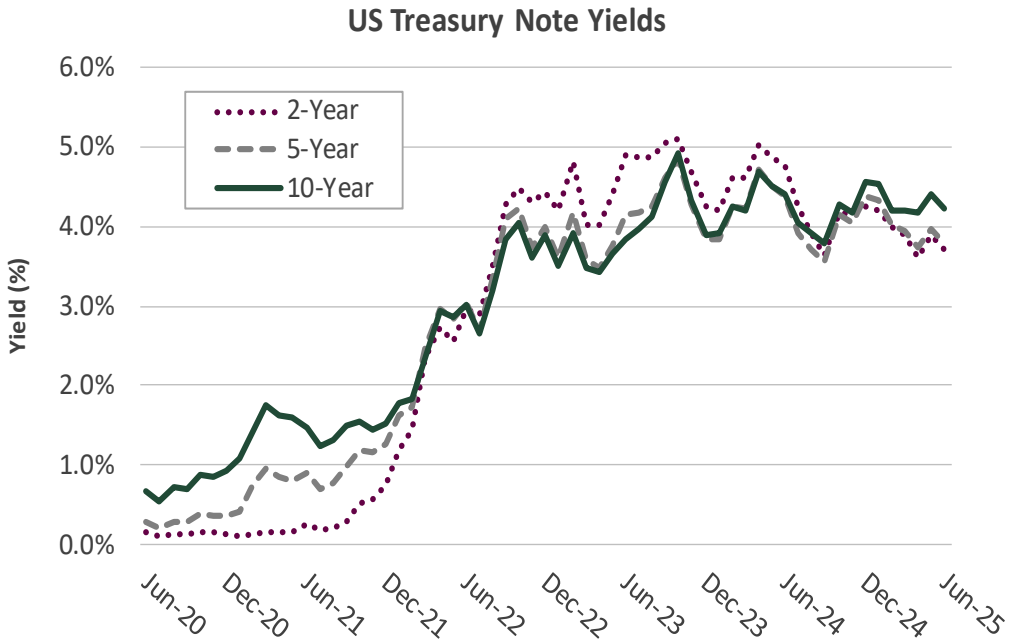


*Source: Bloomberg*

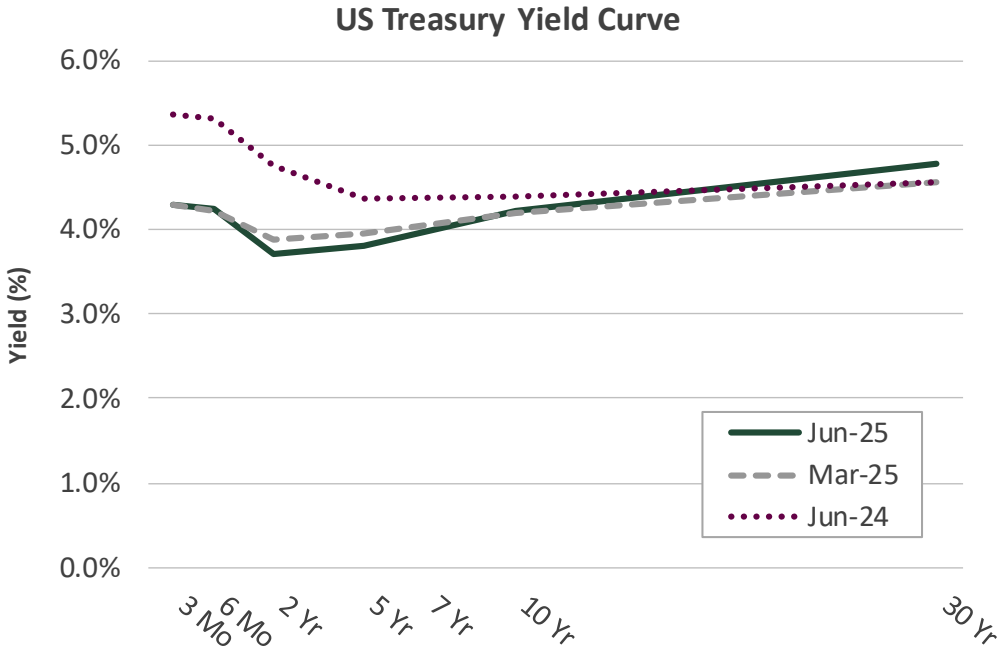


*Source: Bloomberg*

At the end of June, the 2-year Treasury yield was 103 basis points lower, and the 10-Year Treasury yield was 17 basis points lower, year-over-year. The spread between the 2-year and 10-year Treasury yield points on the curve edged up to +51 basis points at June month-end versus +50 basis points at May month-end. The recent yield curve inversion which began in July 2022 was historically long. The average historical spread (since 2005) is about +99 basis points. The spread between the 3-month and 10-year Treasury yield points on the curve was -7 basis points in June, versus -6 basis points in May.

# PERIODIC TABLE OF ASSET CLASS RETURNS

CHANDLER ASSET MANAGEMENT

| 2015 | 2016 | 2017 | 2018 | 2019 | 2020 | 2021 | 2022 | 2023 | 2024 | YTD 2025 |
|---|---|---|---|---|---|---|---|---|---|---|
| US Real Estate 2.5% | US Small Cap Stocks 20.4% | Emerging Market Stocks 37.3% | International Bonds 3.2% | US Large Cap Stocks 31.5% | US Mid Cap Stocks 19.8% | US Real Estate 43.1% | Diversified Commodities 26.0% | US Large Cap Stocks 26.3% | US Large Cap Stocks 25.0% | International Real Estate 19.5% |
| US Large Cap Stocks 1.4% | US High Yield Bonds 17.5% | International Stocks 25.0% | US Core Bonds 0.0% | US Mid Cap Stocks 30.6% | US Small Cap Stocks 19.2% | Diversified Commodities 40.4% | US High Yield Bonds -11.2% | US Small Cap Stocks 19.1% | US Mid Cap Stocks 17.2% | International Stocks 19.4% |
| International Bonds 1.3% | US Mid Cap Stocks 12.6% | US Large Cap Stocks 21.8% | US High Yield Bonds -2.3% | US Small Cap Stocks 25.9% | US Large Cap Stocks 18.4% | US Large Cap Stocks 28.7% | International Bonds -12.7% | International Stocks 18.2% | US Small Cap Stocks 11.0% | Emerging Market Stocks 15.3% |
| US Core Bonds 0.6% | US Large Cap Stocks 12.0% | US Mid Cap Stocks 20.3% | US Large Cap Stocks -4.4% | US Real Estate 25.8% | Emerging Market Stocks 18.3% | US Mid Cap Stocks 24.0% | US Core Bonds -13.3% | US Mid Cap Stocks 14.5% | Diversified Commodities 9.2% | US Large Cap Stocks 6.2% |
| US Mid Cap Stocks -0.6% | Diversified Commodities 11.4% | International Real Estate 20.0% | US Real Estate -4.6% | International Stocks 22.0% | International Stocks 7.8% | US Small Cap Stocks 21.1% | International Stocks -14.5% | US Real Estate 13.7% | US Real Estate 8.8% | US High Yield Bonds 4.5% |
| International Stocks -0.8% | Emerging Market Stocks 11.2% | US Small Cap Stocks 15.2% | International Real Estate -6.4% | International Real Estate 21.0% | US Core Bonds 7.6% | International Stocks 11.3% | US Mid Cap Stocks -16.9% | US High Yield Bonds 13.5% | US High Yield Bonds 8.2% | US Core Bonds 4.0% |
| International Real Estate -3.8% | US Real Estate 8.6% | US High Yield Bonds 7.5% | US Mid Cap Stocks -8.1% | Emerging Market Stocks 18.4% | US High Yield Bonds 6.2% | International Real Estate 8.1% | US Small Cap Stocks -17.8% | Emerging Market Stocks 9.8% | Emerging Market Stocks 7.5% | US Mid Cap Stocks 3.8% |
| US Small Cap Stocks -4.1% | International Bonds 4.9% | Diversified Commodities 5.8% | US Small Cap Stocks -11.0% | Diversified Commodities 17.6% | International Bonds 4.7% | US High Yield Bonds 5.4% | US Large Cap Stocks -18.1% | International Bonds 8.7% | International Stocks 3.8% | Diversified Commodities 1.9% |
| US High Yield Bonds -4.6% | US Core Bonds 2.6% | US Real Estate 5.1% | International Stocks -13.8% | US High Yield Bonds 14.4% | International Real Estate -7.1% | US Core Bonds -1.6% | Emerging Market Stocks -20.1% | International Real Estate 6.3% | International Bonds 3.8% | International Bonds 1.8% |
| Emerging Market Stocks -14.9% | International Real Estate 1.3% | US Core Bonds 3.6% | Diversified Commodities -13.8% | US Core Bonds 9.0% | US Real Estate -7.6% | International Bonds -2.1% | International Real Estate -24.3% | US Core Bonds 5.4% | US Core Bonds 1.3% | US Real Estate -0.1% |
| Diversified Commodities -32.9% | International Stocks 1.0% | International Bonds 2.6% | Emerging Market Stocks -14.6% | International Bonds 8.1% | Diversified Commodities -23.7% | Emerging Market Stocks -2.5% | US Real Estate -24.5% | Diversified Commodities -4.3% | International Real Estate -8.4% | US Small Cap Stocks -0.9% |

*Index returns as of 06/30/2025. Past performance is not indicative of future results. Index returns assume reinvestment of all distributions and do not reflect fees or expenses. It is not possible to invest directly in an index. This information is not intended to constitute an offer, solicitation, recommendation, or advice regarding securities or investment strategy. Please see attached Asset Class Disclosure.*

CHANDLER ASSET MANAGEMENT

# ACCOUNT PROFILE

## Investment Objectives

The Mammoth Community Water District's investment objectives, in order of priority, are to provide safety to ensure the preservation of capital in the overall portfolio, provide sufficient liquidity for cash needs and a market rate of return consistent with the investment program.

## Chandler Asset Management Performance Objective

The performance objective for the portfolio is to earn a total rate of return through a market cycle that is equal to or above the return on the benchmark.

## Strategy

In order to achieve these objectives, the portfolio invests in high quality fixed income securities consistent with the investment policy and California Government Code.

## STATEMENT OF COMPLIANCE

Mammoth Community Water District Cons | Account #10988 | As of June 30, 2025

| Rules Name | Limit | Actual | Compliance Status | Notes |
|---|---|---|---|---|
| **AGENCY MORTGAGE SECURITIES (CMOS)** | | | | |
| Max % (MV) | 20.0 | 3.6 | Compliant | |
| Max % Issuer (MV) | 25.0 | 3.5 | Compliant | |
| Max Maturity (Years) | 10.0 | 5.3 | Compliant | |
| **ASSET-BACKED SECURITIES (ABS)** | | | | |
| Max % (MV; Non Agency ABS & MBS) | 20.0 | 8.5 | Compliant | |
| Max % Issuer (MV) | 5.0 | 0.7 | Compliant | |
| Max Maturity (Years) | 5 | 4 | Compliant | |
| Min Rating (AA- by 1) | 0.0 | 0.0 | Compliant | |
| **BANKERS' ACCEPTANCES** | | | | |
| Max % (MV) | 40.0 | 0.0 | Compliant | |
| Max % Issuer (MV) | 5.0 | 0.0 | Compliant | |
| Max Maturity (Days) | 180 | 0.0 | Compliant | |
| Min Rating (A-1 by 1 or A- by 1) | 0.0 | 0.0 | Compliant | |
| **CERTIFICATE OF DEPOSIT PLACEMENT SERVICE (CDARS)** | | | | |
| Max % (MV) | 30.0 | 0.0 | Compliant | |
| Max Maturity (Years) | 5.0 | 0.0 | Compliant | |
| Max Maturity (Years) | 10.0 | 0.0 | Compliant | |
| **COLLATERALIZED TIME DEPOSITS (NON-NEGOTIABLE CD/TD)** | | | | |
| Max % (MV) | 20.0 | 0.0 | Compliant | |
| Max Maturity (Years) | 5.0 | 0.0 | Compliant | |
| Max Maturity (Years) | 10.0 | 0.0 | Compliant | |
| **COMMERCIAL PAPER** | | | | |
| Max % (MV) | 25.0 | 0.9 | Compliant | |
| Max % Issuer (MV) | 5.0 | 0.9 | Compliant | |
| Max Maturity (Days) | 270 | 7 | Compliant | |
| Min Rating (A-1 by 1 or A- by 1) | 0.0 | 0.0 | Compliant | |
| **CORPORATE MEDIUM TERM NOTES** | | | | |

## STATEMENT OF COMPLIANCE

Mammoth Community Water District Cons | Account #10988 | As of June 30, 2025

| Rules Name | Limit | Actual | Compliance Status | Notes |
|---|---|---|---|---|
| Max % (MV) | 30.0 | 25.2 | Compliant | |
| Max % Issuer (MV) | 5.0 | 1.3 | Compliant | |
| Max Maturity (Years) | 5 | 4 | Compliant | |
| Min Rating (A- by 1) | 0.0 | 0.0 | Compliant | |
| **FDIC INSURED TIME DEPOSITS (NON-NEGOTIABLE CD/TD)** | | | | |
| Max % (MV) | 20.0 | 0.0 | Compliant | |
| Max Maturity (Years) | 5.0 | 0.0 | Compliant | |
| Max Maturity (Years) | 10.0 | 0.0 | Compliant | |
| **FEDERAL AGENCIES** | | | | |
| Max % (MV) | 100.0 | 21.6 | Compliant | |
| Max % Issuer (MV) | 25.0 | 9.1 | Compliant | |
| Max Callables (MV) | 20.0 | 0.0 | Compliant | |
| Max Maturity (Years) | 5.0 | 3.4 | Compliant | |
| Max Maturity (Years) | 10.0 | 9.1 | Compliant | |
| **LOCAL AGENCY INVESTMENT FUND (LAIF)** | | | | |
| Max Concentration (MV) | 75.0 | 0.0 | Compliant | |
| **LOCAL GOVERNMENT INVESTMENT POOL (LGIP)** | | | | |
| Max % (MV) | 100.0 | 0.0 | Compliant | |
| **MONEY MARKET MUTUAL FUNDS** | | | | |
| Max % (MV) | 20.0 | 0.5 | Compliant | |
| Max % Issuer (MV) | 20.0 | 0.5 | Compliant | |
| Min Rating (AAA by 2) | 0.0 | 0.0 | Compliant | |
| **MORTGAGE-BACKED SECURITIES (NON-AGENCY)** | | | | |
| Max % (MV) | 20.0 | 0.0 | Compliant | |
| Max % Issuer (MV) | 5.0 | 0.0 | Compliant | |
| Max Maturity (Years) | 5.0 | 0.0 | Compliant | |
| Min Rating (AA- by 1) | 0.0 | 0.0 | Compliant | |
| **MUNICIPAL SECURITIES (CA, LOCAL AGENCY)** | | | | |
| Max % (MV) | 30.0 | 0.0 | Compliant | |

## STATEMENT OF COMPLIANCE

Mammoth Community Water District Cons | Account #10988 | As of June 30, 2025

| Rules Name | Limit | Actual | Compliance Status | Notes |
|---|---|---|---|---|
| Max % Issuer (MV) | 5.0 | 0.0 | Compliant | |
| Max Maturity (Years) | 10.0 | 0.0 | Compliant | |
| Max Maturity (Years) | 5.0 | 0.0 | Compliant | |
| Min Rating (A- by 1) | 0.0 | 0.0 | Compliant | |
| **MUNICIPAL SECURITIES (CA, OTHER STATES)** | | | | |
| Max % (MV) | 30.0 | 0.0 | Compliant | |
| Max % Issuer (MV) | 5.0 | 0.0 | Compliant | |
| Max Maturity (Years) | 5.0 | 0.0 | Compliant | |
| Max Maturity (Years) | 10.0 | 0.0 | Compliant | |
| Min Rating (A- by 1) | 0.0 | 0.0 | Compliant | |
| **MUTUAL FUNDS** | | | | |
| Max % (MV) | 20.0 | 0.0 | Compliant | |
| Max % Issuer (MV) | 10.0 | 0.0 | Compliant | |
| Min Rating (AAA by 2) | 0.0 | 0.0 | Compliant | |
| **NEGOTIABLE CERTIFICATES OF DEPOSIT (NCD)** | | | | |
| Max % (MV) | 30.0 | 2.0 | Compliant | |
| Max % Issuer (MV) | 5.0 | 1.0 | Compliant | |
| Max Maturity (Years) | 10.0 | 0.0 | Compliant | |
| Max Maturity (Years) | 5.0 | 0.7 | Compliant | |
| Min Rating (A-1 by 1 or A- by 1 if > FDIC Limit) | 0.0 | 0.0 | Compliant | |
| **REPURCHASE AGREEMENTS** | | | | |
| Max Maturity (Years) | 1.0 | 0.0 | Compliant | |
| **SUPRANATIONAL OBLIGATIONS** | | | | |
| Max % (MV) | 30.0 | 2.0 | Compliant | |
| Max % Issuer (MV) | 10.0 | 1.1 | Compliant | |
| Max Maturity (Years) | 5 | 0.0 | Compliant | |
| Min Rating (AA- by 1) | 0.0 | 0.0 | Compliant | |
| **U.S. TREASURIES** | | | | |
| Max % (MV) | 100.0 | 35.8 | Compliant | |

## STATEMENT OF COMPLIANCE

Mammoth Community Water District Cons | Account #10988 | As of June 30, 2025

| Rules Name | Limit | Actual | Compliance Status | Notes |
|---|---|---|---|---|
| Max Maturity (Years) | 5.0 | 4.4 | Compliant | |
| Max Maturity (Years) | 10.0 | 8.9 | Compliant | |

## MCWD CONSOLIDATED PORTFOLIO

Account #10988 | As of June 30, 2025

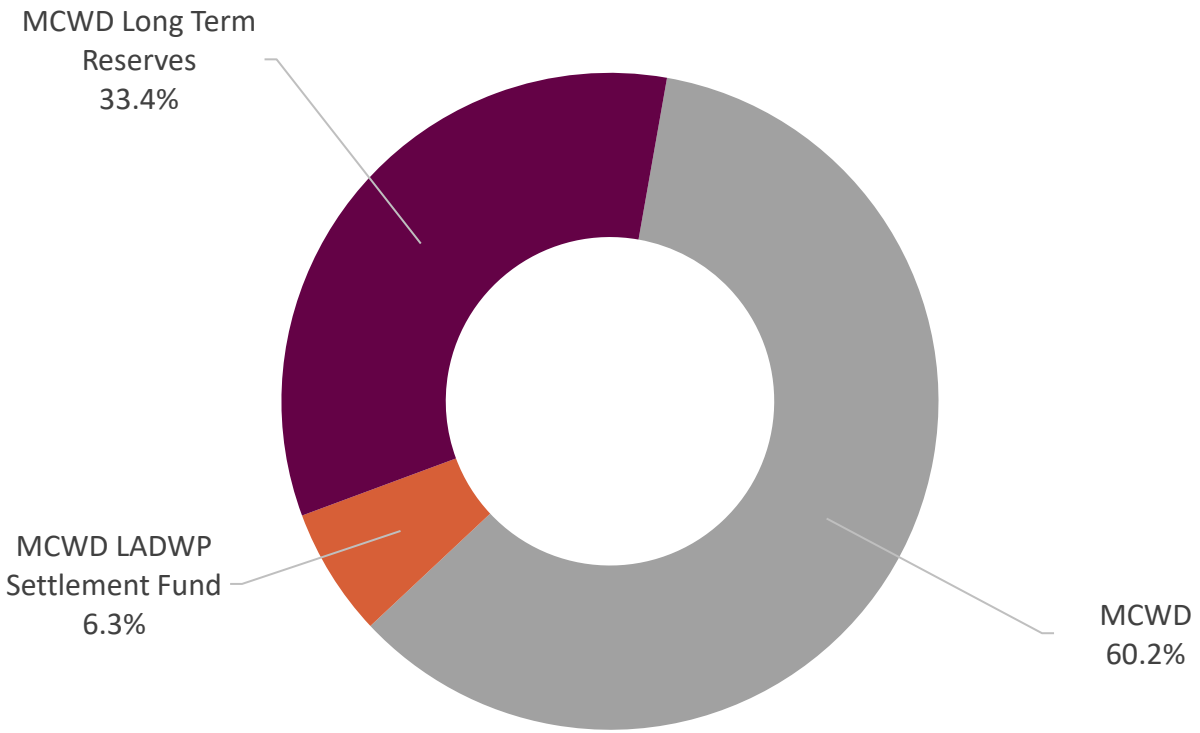

## PORTFOLIO CHARACTERISTICS

Mammoth Community Water District | Account #10652 | As of June 30, 2025

| | Benchmark* | 6/30/2025 Portfolio | 3/31/2025 Portfolio |
|---|---|---|---|
| Average Maturity (yrs) | 2.19 | 2.51 | 2.56 |
| Average Modified Duration | 2.05 | 2.07 | 2.13 |
| Average Purchase Yield | | 3.94% | 3.86% |
| Average Market Yield | 3.82% | 4.04% | 4.15% |
| Average Quality** | AA+ | AA+ | AA+ |
| Total Market Value | | 21,747,343 | 21,453,693 |

*Benchmark: ICE BofA 0-5 Year US Treasury Index
**The credit quality is a weighted average calculation of the highest of S&P, Moody's and Fitch.

## SECTOR DISTRIBUTION

Mammoth Community Water District | Account #10652 | As of June 30, 2025

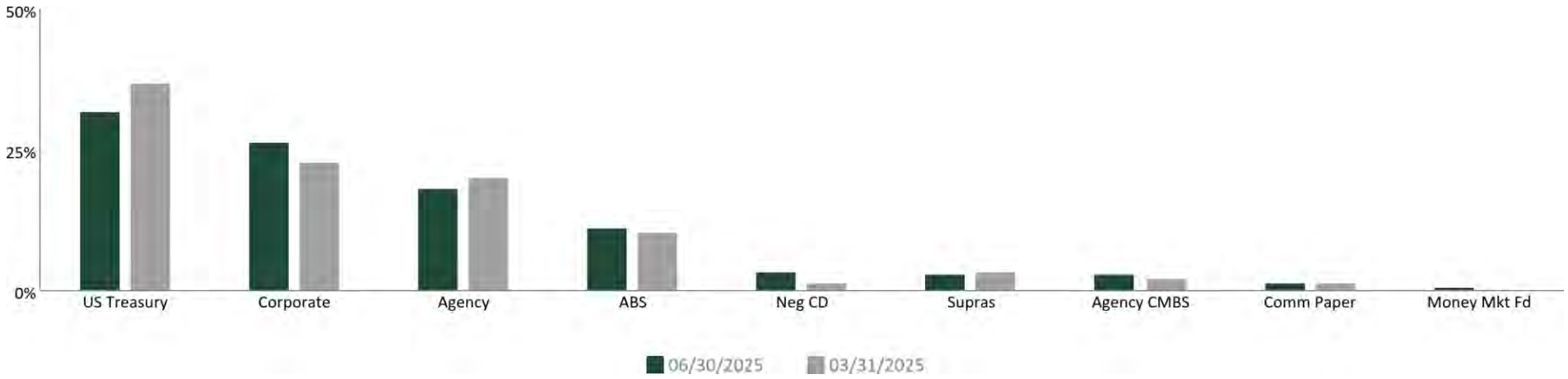


Sector as a Percentage of Market Value

| Sector | 06/30/2025 | 03/31/2025 |
|---|---|---|
| US Treasury | 32.01% | 36.98% |
| Corporate | 26.38% | 23.01% |
| Agency | 18.39% | 20.35% |
| ABS | 11.36% | 10.72% |
| Neg CD | 3.34% | 1.62% |
| Supras | 3.30% | 3.32% |
| Agency CMBS | 3.03% | 2.35% |
| Comm Paper | 1.53% | 1.53% |
| Money Mkt Fd | 0.66% | 0.11% |

## ISSUERS

Mammoth Community Water District | Account #10652 | As of June 30, 2025

| Issuer | Investment Type | % Portfolio |
|---|---|---|
| Government of The United States | US Treasury | 32.01% |
| Farm Credit System | Agency | 9.75% |
| Federal Home Loan Banks | Agency | 6.69% |
| FHLMC | Agency CMBS | 3.03% |
| PepsiCo, Inc. | Corporate | 2.16% |
| Federal Home Loan Mortgage Corp | Agency | 1.95% |
| International Bank for Recon and Dev | Supras | 1.83% |
| Westpac Banking Corporation | Neg CD | 1.74% |
| The Toronto-Dominion Bank | Neg CD | 1.60% |
| Mitsubishi UFJ Financial Group, Inc. | Comm Paper | 1.53% |
| Honda Auto Receivables Owner Trust | ABS | 1.47% |
| Inter-American Development Bank | Supras | 1.47% |
| BNY Mellon Corp | Corporate | 1.31% |
| John Deere Owner Trust | ABS | 1.28% |
| Alphabet Inc. | Corporate | 1.28% |
| Caterpillar Inc. | Corporate | 1.27% |
| JPMorgan Chase & Co. | Corporate | 1.25% |
| The Home Depot, Inc. | Corporate | 1.23% |
| State Street Corporation | Corporate | 1.22% |
| Toyota Motor Corporation | Corporate | 1.22% |
| Duke Energy Corporation | Corporate | 1.22% |
| Cisco Systems, Inc. | Corporate | 1.19% |
| Morgan Stanley | Corporate | 1.16% |
| PACCAR Inc | Corporate | 1.15% |
| BMW Vehicle Owner Trust | ABS | 1.14% |
| Target Corporation | Corporate | 1.12% |
| Walmart Inc. | Corporate | 1.12% |
| American Express Credit Master Trust | ABS | 1.10% |
| Merck & Co., Inc. | Corporate | 1.10% |
| Prologis, Inc. | Corporate | 1.06% |

## ISSUERS

Mammoth Community Water District | Account #10652 | As of June 30, 2025

| Issuer | Investment Type | % Portfolio |
|---|---|---|
| Bank of America Corporation | Corporate | 1.06% |
| UnitedHealth Group Incorporated | Corporate | 1.04% |
| Hyundai Auto Receivables Trust | ABS | 1.01% |
| Deere & Company | Corporate | 0.93% |
| Berkshire Hathaway Inc. | Corporate | 0.92% |
| Amazon.com, Inc. | Corporate | 0.90% |
| Chubb Limited | Corporate | 0.90% |
| Chase Issuance Trust | ABS | 0.82% |
| Verizon Master Trust | ABS | 0.74% |
| Toyota Auto Receivables Owner Trust | ABS | 0.74% |
| GM Financial Securitized Term | ABS | 0.70% |
| First American Govt Oblig fund | Money Mkt Fd | 0.66% |
| Eli Lilly and Company | Corporate | 0.58% |
| Mercedes-Benz Auto Lease Trust | ABS | 0.52% |
| GM Financial Automobile Leasing Trus | ABS | 0.51% |
| WF Card Issuance Trust | ABS | 0.49% |
| Bank of America Credit Card Trust | ABS | 0.42% |
| Mercedes-Benz Auto Receivables Trust | ABS | 0.42% |
| Cash | Cash | 0.00% |
| **TOTAL** | | **100.00%** |

## QUALITY DISTRIBUTION

Mammoth Community Water District | Account #10652 | As of June 30, 2025

### S&P Rating

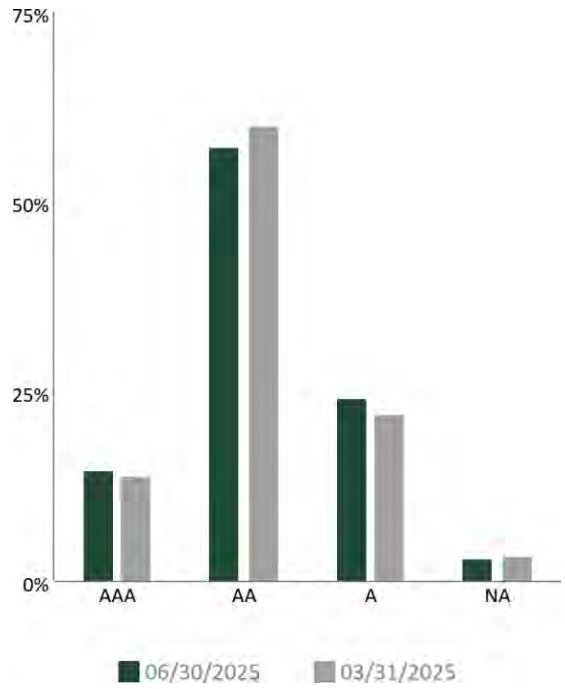


| Rating | 06/30/2025 | 03/31/2025 |
|---|---|---|
| AAA | 14.9% | 14.2% |
| AA | 57.6% | 60.3% |
| A | 24.2% | 22.0% |
| NA | 3.3% | 3.4% |

### Moody's Rating

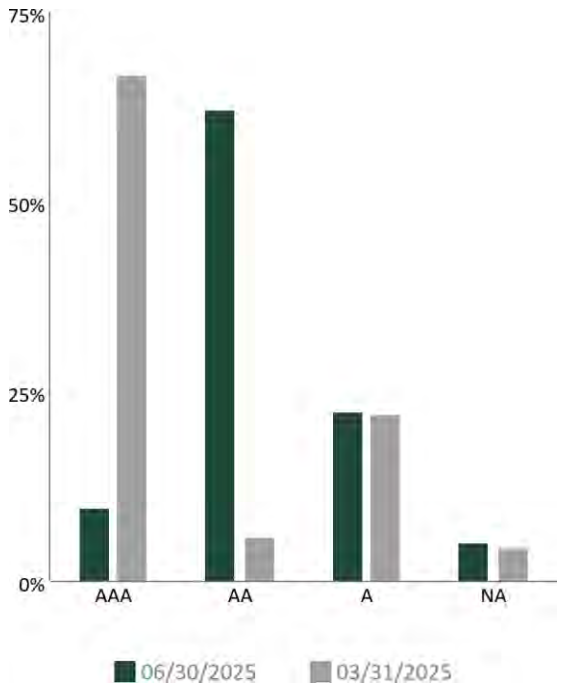


| Rating | 06/30/2025 | 03/31/2025 |
|---|---|---|
| AAA | 9.82% | 66.80% |
| AA | 62.16% | 6.16% |
| A | 22.61% | 22.33% |
| NA | 5.41% | 4.70% |

### Fitch Rating

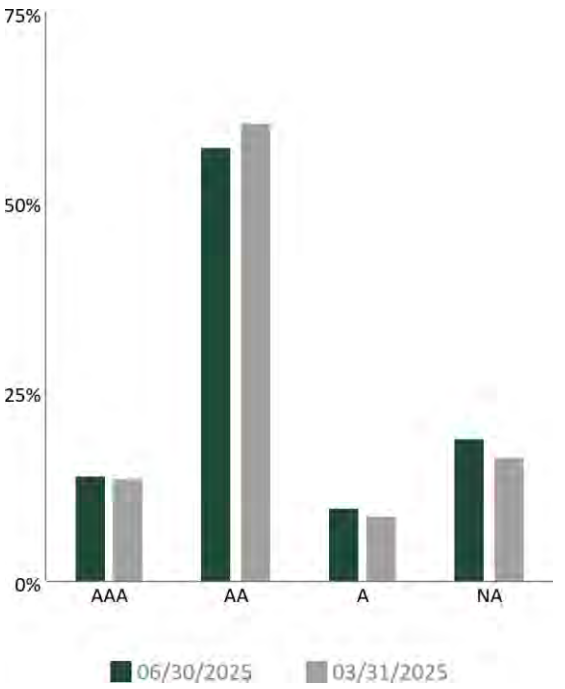


| Rating | 06/30/2025 | 03/31/2025 |
|---|---|---|
| AAA | 14.03% | 13.82% |
| AA | 57.28% | 60.63% |
| A | 9.84% | 8.93% |
| NA | 18.85% | 16.62% |

## DURATION DISTRIBUTION

Mammoth Community Water District | Account #10652 | As of June 30, 2025

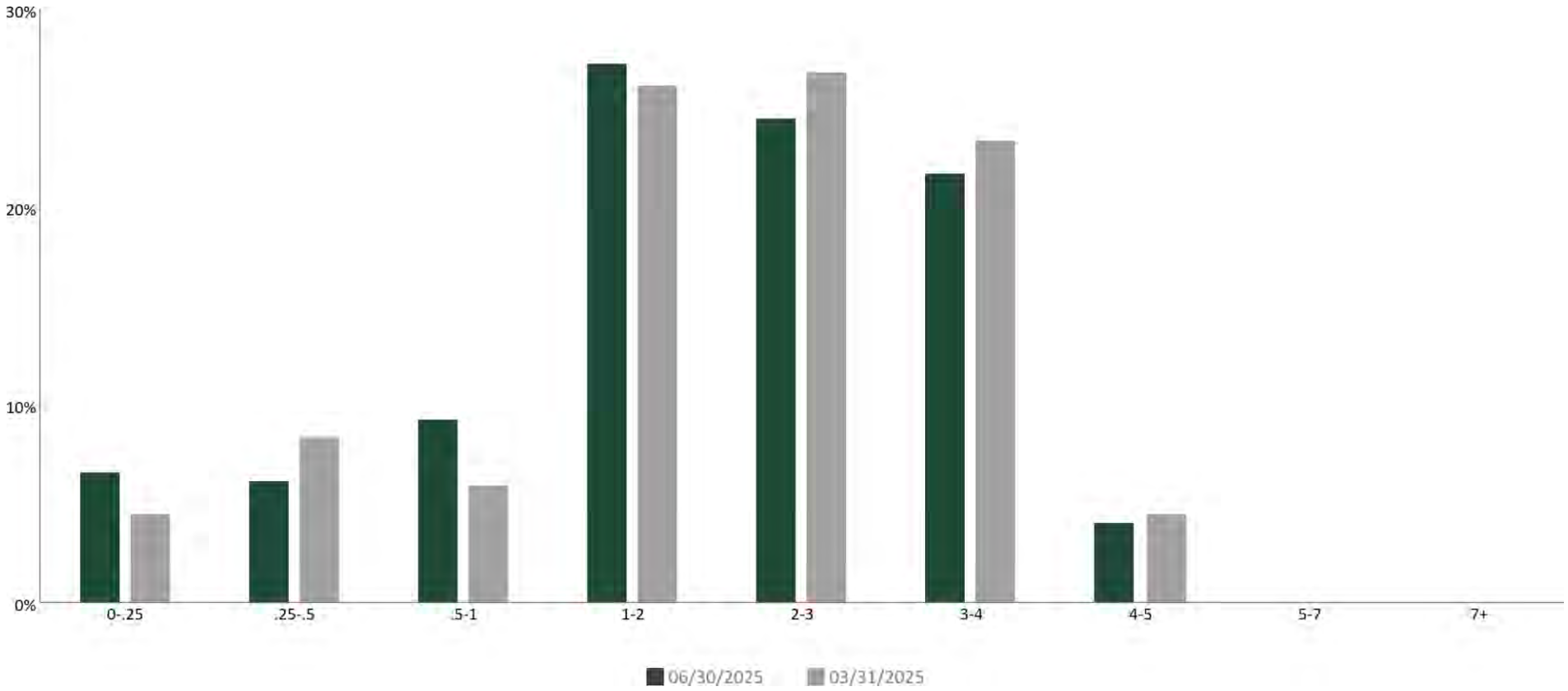


| Date | 0-.25 | .25-.5 | .5-1 | 1-2 | 2-3 | 3-4 | 4-5 | 5-7 | 7+ |
|---|---|---|---|---|---|---|---|---|---|
| 06/30/2025 | 6.6% | 6.2% | 9.3% | 27.3% | 24.6% | 21.8% | 4.1% | 0.0% | 0.0% |
| 03/31/2025 | 4.5% | 8.4% | 6.0% | 26.2% | 26.9% | 23.4% | 4.5% | 0.0% | 0.0% |

## Total Rate of Return : Inception | 02/01/2019

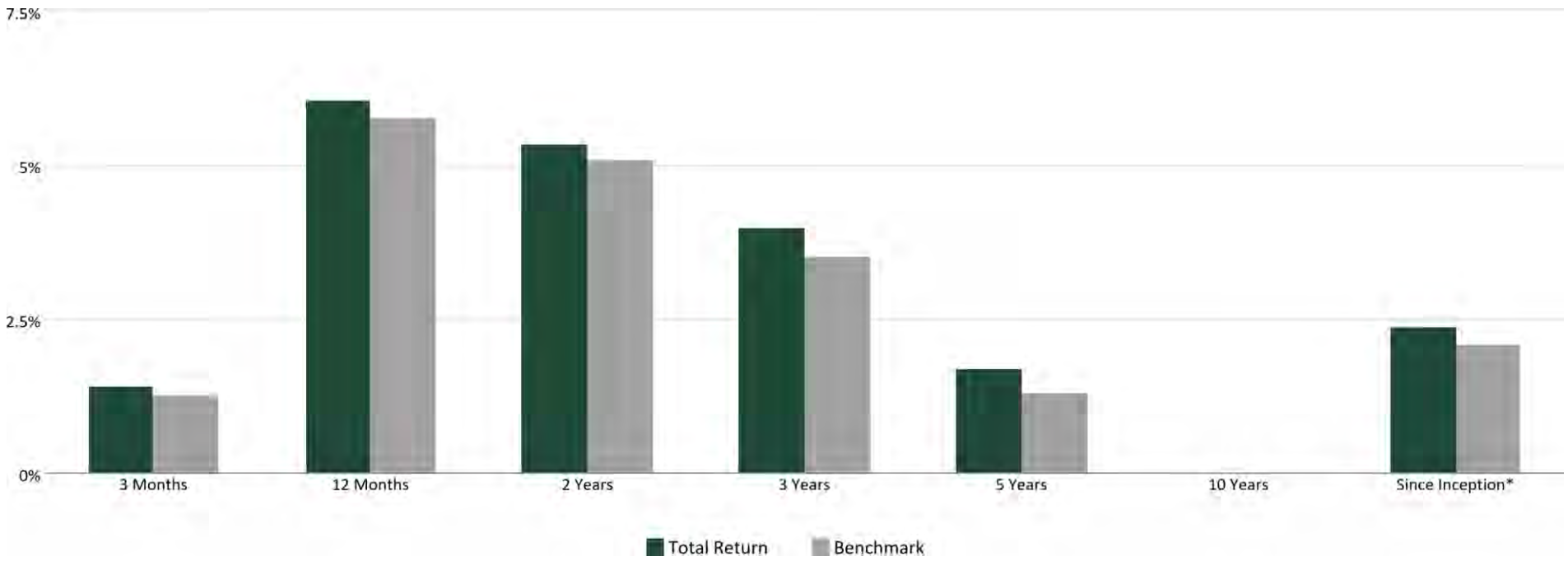


| | 3 Months | 12 Months | 2 Years | 3 Years | 5 Years | 10 Years | Since Inception |
|---|---|---|---|---|---|---|---|
| **TOTAL RATE OF RETURN** | | | | | | | |
| Mammoth Comm Water District | 1.41% | 6.07% | 5.37% | 4.00% | 1.72% | | 2.40% |
| Benchmark | *1.28%* | *5.80%* | *5.11%* | *3.53%* | *1.30%* | | *2.10%* |

*Periods over 1 year are annualized.
Benchmark: ICE BofA 0-5 Year US Treasury Index
Total rate of return: A measure of a portfolio's performance over time. It is the internal rate of return, which equates the beginning value of the portfolio with the ending market value; it includes interest earnings, realized and unrealized gains and losses in the portfolio.

## HISTORICAL AVERAGE PURCHASE YIELD

Mammoth Community Water District | Account #10652 | As of June 30, 2025

Purchase Yield as of 06/30/25 = 3.94%

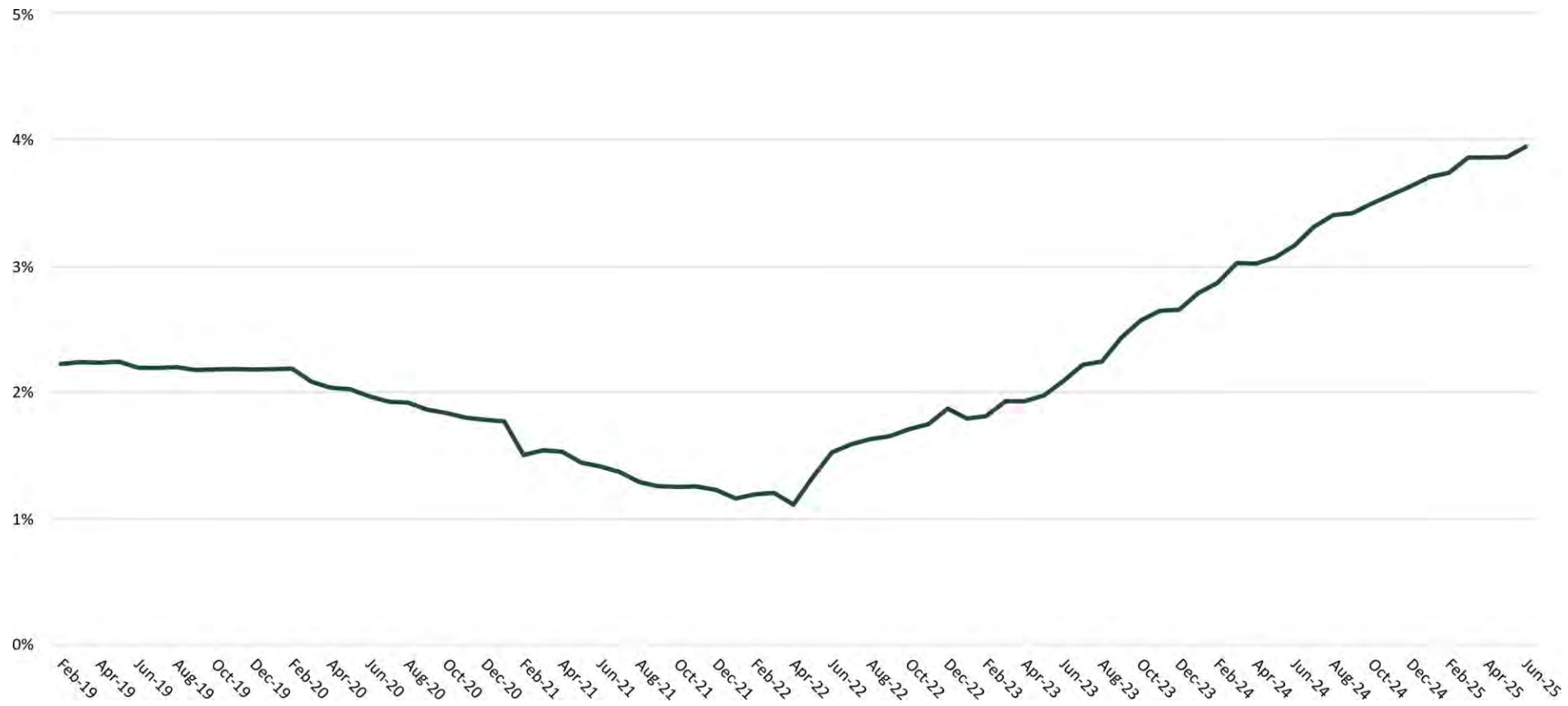

## PORTFOLIO CHARACTERISTICS

MCWD LADWP Settlement Fund | Account #10992 | As of June 30, 2025

| | Benchmark* | 6/30/2025 Portfolio | 3/31/2025 Portfolio |
|---|---|---|---|
| Average Maturity (yrs) | 3.86 | 4.18 | 4.00 |
| Average Modified Duration | 3.47 | 3.62 | 3.49 |
| Average Purchase Yield | | 4.31% | 4.33% |
| Average Market Yield | 3.84% | 4.03% | 4.15% |
| Average Quality** | AA+ | AA | AA+ |
| Total Market Value | | 2,290,306 | 2,256,398 |

*Benchmark: ICE BofA 1-10 Year Unsubordinated US Treasury & Agency Index
**The credit quality is a weighted average calculation of the highest of S&P, Moody's and Fitch.

## SECTOR DISTRIBUTION

MCWD LADWP Settlement Fund | Account #10992 | As of June 30, 2025

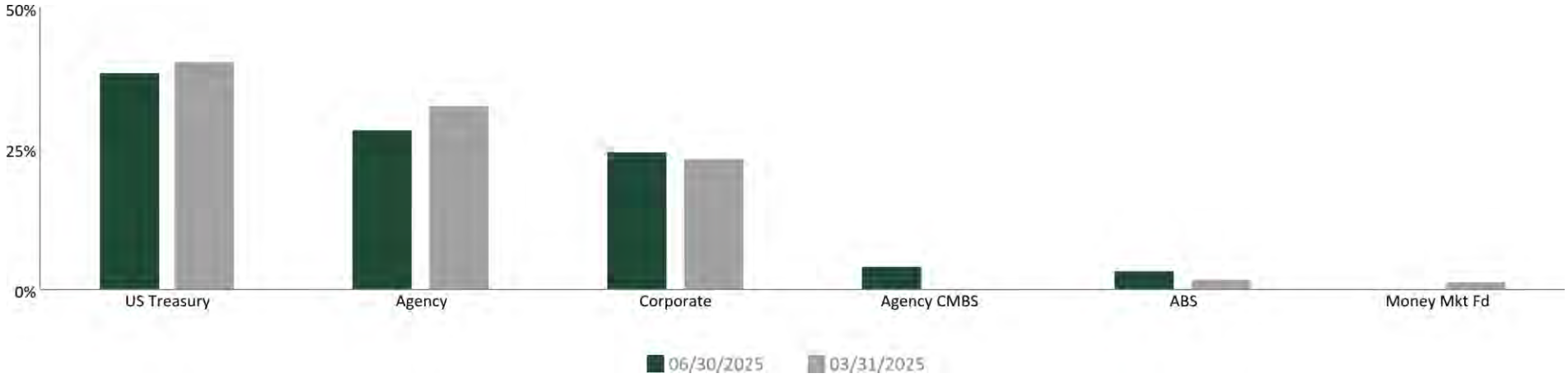


Sector as a Percentage of Market Value

| Sector | 06/30/2025 | 03/31/2025 |
|---|---|---|
| US Treasury | 38.65% | 40.43% |
| Agency | 28.38% | 32.70% |
| Corporate | 24.70% | 23.57% |
| Agency CMBS | 4.17% | -- |
| ABS | 3.55% | 1.80% |
| Money Mkt Fd | 0.55% | 1.49% |

## ISSUERS

MCWD LADWP Settlement Fund | Account #10992 | As of June 30, 2025

| Issuer | Investment Type | % Portfolio |
|---|---|---|
| Government of The United States | US Treasury | 38.65% |
| Farm Credit System | Agency | 12.30% |
| Federal Home Loan Banks | Agency | 10.84% |
| FHLMC | Agency CMBS | 4.17% |
| BlackRock, Inc. | Corporate | 2.02% |
| PACCAR Inc | Corporate | 2.01% |
| Tennessee Valley Authority | Agency | 1.97% |
| UnitedHealth Group Incorporated | Corporate | 1.96% |
| JPMorgan Chase & Co. | Corporate | 1.94% |
| Amazon.com, Inc. | Corporate | 1.93% |
| Cisco Systems, Inc. | Corporate | 1.80% |
| DOMINION ENERGY, INC. | Corporate | 1.75% |
| Federal Home Loan Mortgage Corp | Agency | 1.74% |
| Caterpillar Inc. | Corporate | 1.58% |
| FNMA | Agency | 1.52% |
| Toyota Motor Corporation | Corporate | 1.50% |
| The Home Depot, Inc. | Corporate | 1.35% |
| Morgan Stanley | Corporate | 1.34% |
| Chubb Limited | Corporate | 1.34% |
| Walmart Inc. | Corporate | 1.34% |
| Duke Energy Corporation | Corporate | 1.30% |
| Deere & Company | Corporate | 0.89% |
| WF Card Issuance Trust | ABS | 0.89% |
| Honda Auto Receivables Owner Trust | ABS | 0.89% |
| BMW Vehicle Owner Trust | ABS | 0.67% |
| GM Financial Securitized Term | ABS | 0.66% |
| The Charles Schwab Corporation | Corporate | 0.64% |
| First American Govt Oblig fund | Money Mkt Fd | 0.55% |
| GM Financial Automobile Leasing Trus | ABS | 0.44% |
| Cash | Cash | 0.00% |
| **TOTAL** | | **100.00%** |

## DURATION DISTRIBUTION

MCWD LADWP Settlement Fund | Account #10992 | As of June 30, 2025

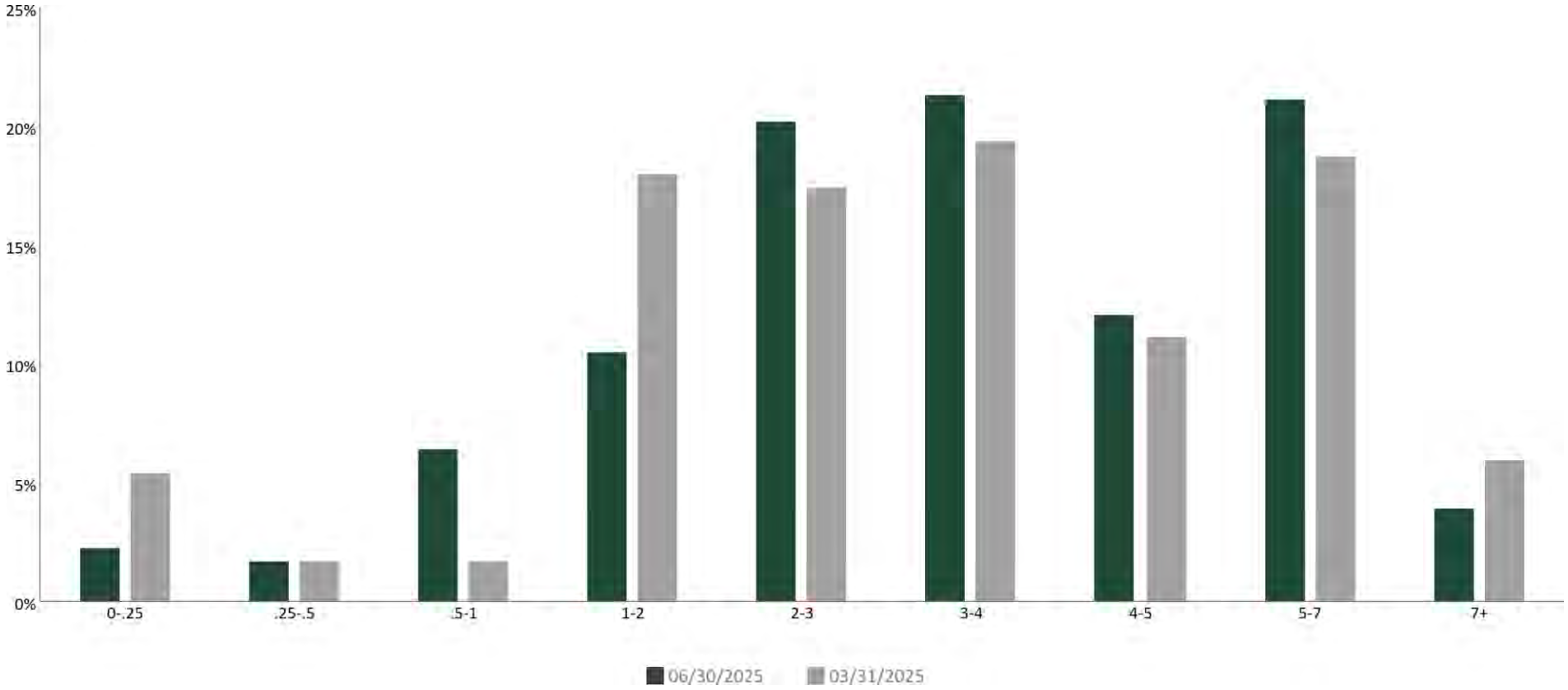


| Date | 0-.25 | .25-.5 | .5-1 | 1-2 | 2-3 | 3-4 | 4-5 | 5-7 | 7+ |
|---|---|---|---|---|---|---|---|---|---|
| 06/30/2025 | 2.3% | 1.7% | 6.5% | 10.5% | 20.2% | 21.4% | 12.2% | 21.2% | 4.0% |
| 03/31/2025 | 5.5% | 1.7% | 1.8% | 18.1% | 17.5% | 19.4% | 11.2% | 18.8% | 6.0% |

MCWD LADWP Settlement Fund | Account #10992 | As of June 30, 2025

Total Rate of Return : Inception | 10/01/2022

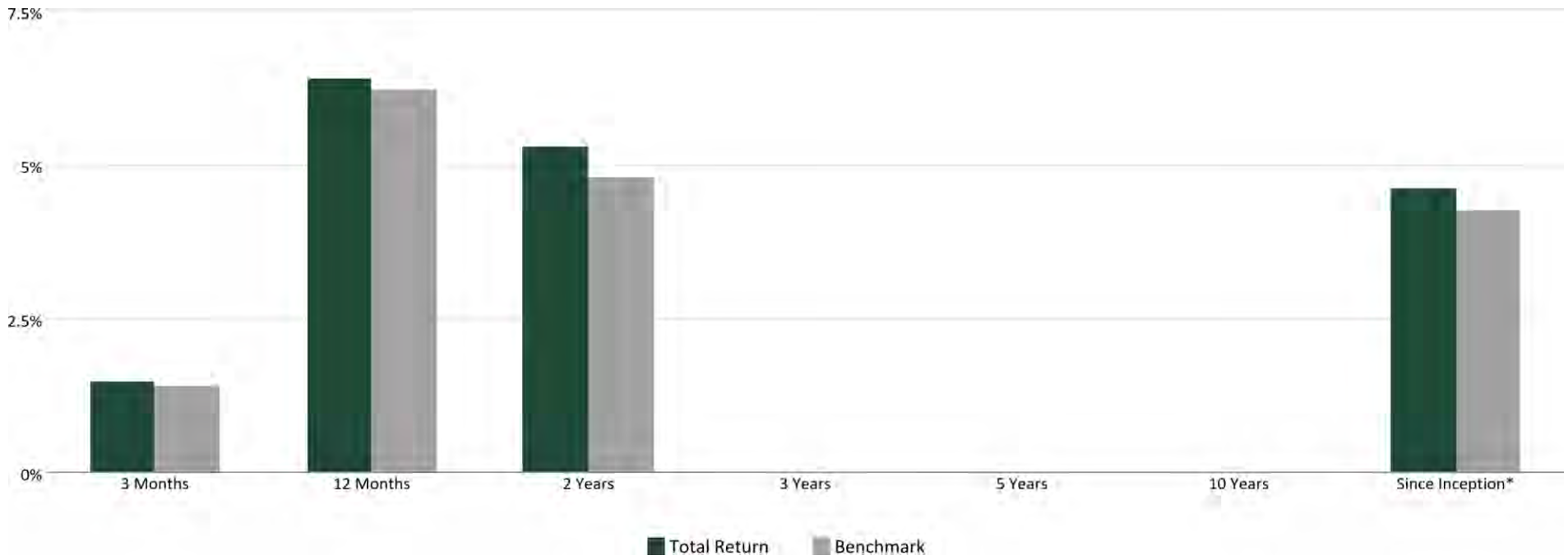


| | 3 Months | 12 Months | 2 Years | 3 Years | 5 Years | 10 Years | Since Inception |
|---|---|---|---|---|---|---|---|
| **TOTAL RATE OF RETURN** | | | | | | | |
| MCWD LADWP Settlement Fund | 1.50% | 6.44% | 5.33% | | | | 4.66% |
| Benchmark | *1.43%* | *6.24%* | *4.82%* | | | | *4.28%* |

*Periods over 1 year are annualized.
Benchmark: ICE BofA 1-10 Year Unsubordinated US Treasury & Agency Index
Total rate of return: A measure of a portfolio's performance over time. It is the internal rate of return, which equates the beginning value of the portfolio with the ending market value; it includes interest earnings, realized and unrealized gains and losses in the portfolio.

## PORTFOLIO CHARACTERISTICS

MCWD Long Term Reserves | Account #11043 | As of June 30, 2025

| | Benchmark* | 6/30/2025 Portfolio | 3/31/2025 Portfolio |
|---|---|---|---|
| Average Maturity (yrs) | 3.86 | 4.12 | 4.05 |
| Average Modified Duration | 3.47 | 3.56 | 3.51 |
| Average Purchase Yield | | 4.22% | 4.24% |
| Average Market Yield | 3.84% | 4.01% | 4.15% |
| Average Quality** | AA+ | AA | AA+ |
| Total Market Value | | 12,085,370 | 11,907,674 |

*Benchmark: ICE BofA 1-10 Year Unsubordinated US Treasury & Agency Index
**The credit quality is a weighted average calculation of the highest of S&P, Moody's and Fitch.

## SECTOR DISTRIBUTION

MCWD Long Term Reserves | Account #11043 | As of June 30, 2025

Sector as a Percentage of Market Value

| Sector | 06/30/2025 | 03/31/2025 |
|---|---|---|
| US Treasury | 42.10% | 47.02% |
| Agency | 25.96% | 26.18% |
| Corporate | 23.08% | 20.68% |
| Agency CMBS | 4.24% | -- |
| ABS | 4.20% | 2.69% |
| Money Mkt Fd | 0.25% | 0.28% |
| Agency MBS | 0.18% | 0.19% |
| Comm Paper | -- | 2.95% |

## DURATION DISTRIBUTION

MCWD Long Term Reserves | Account #11043 | As of June 30, 2025

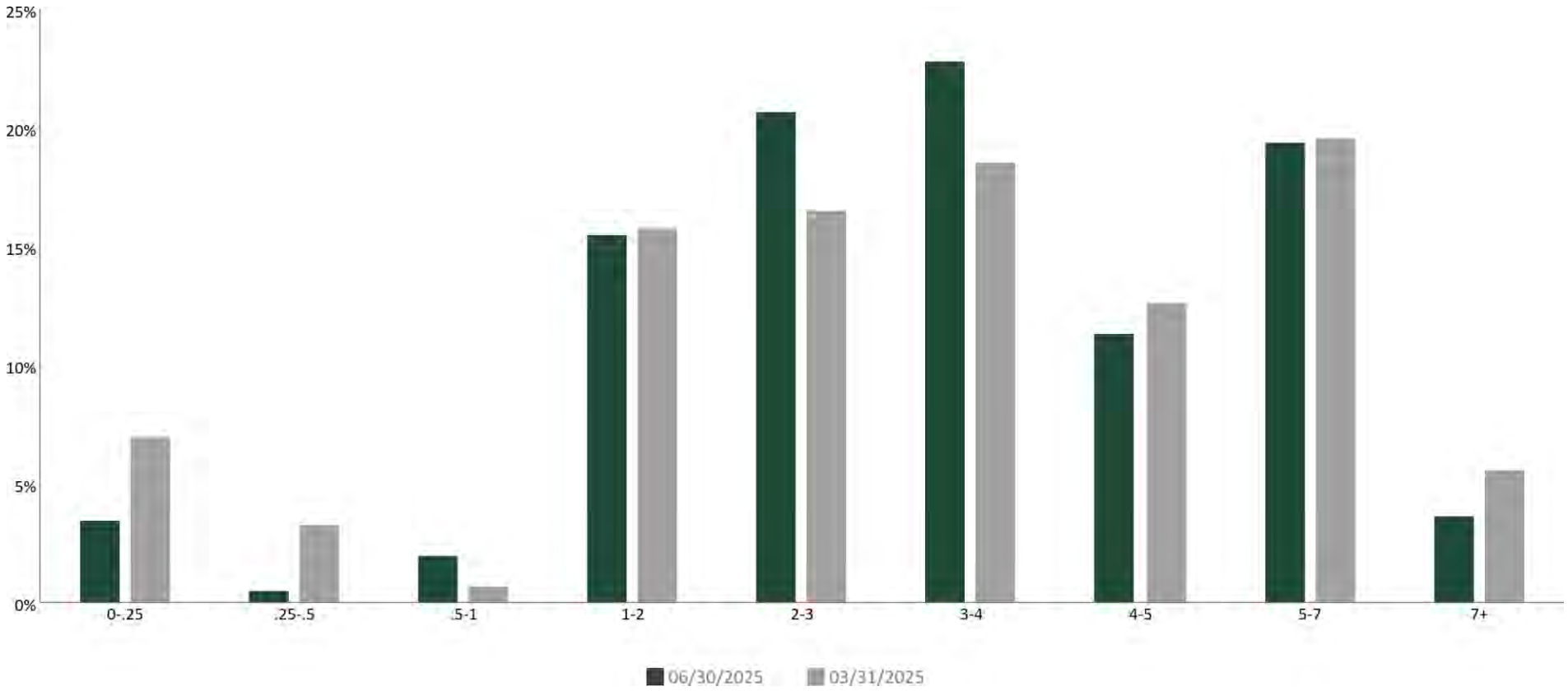


| Date | 0-.25 | .25-.5 | .5-1 | 1-2 | 2-3 | 3-4 | 4-5 | 5-7 | 7+ |
|---|---|---|---|---|---|---|---|---|---|
| 06/30/2025 | 3.5% | 0.6% | 2.0% | 15.6% | 20.8% | 22.9% | 11.4% | 19.5% | 3.7% |
| 03/31/2025 | 7.1% | 3.3% | 0.8% | 15.9% | 16.6% | 18.6% | 12.6% | 19.6% | 5.6% |

Total Rate of Return : Inception | 02/01/2023

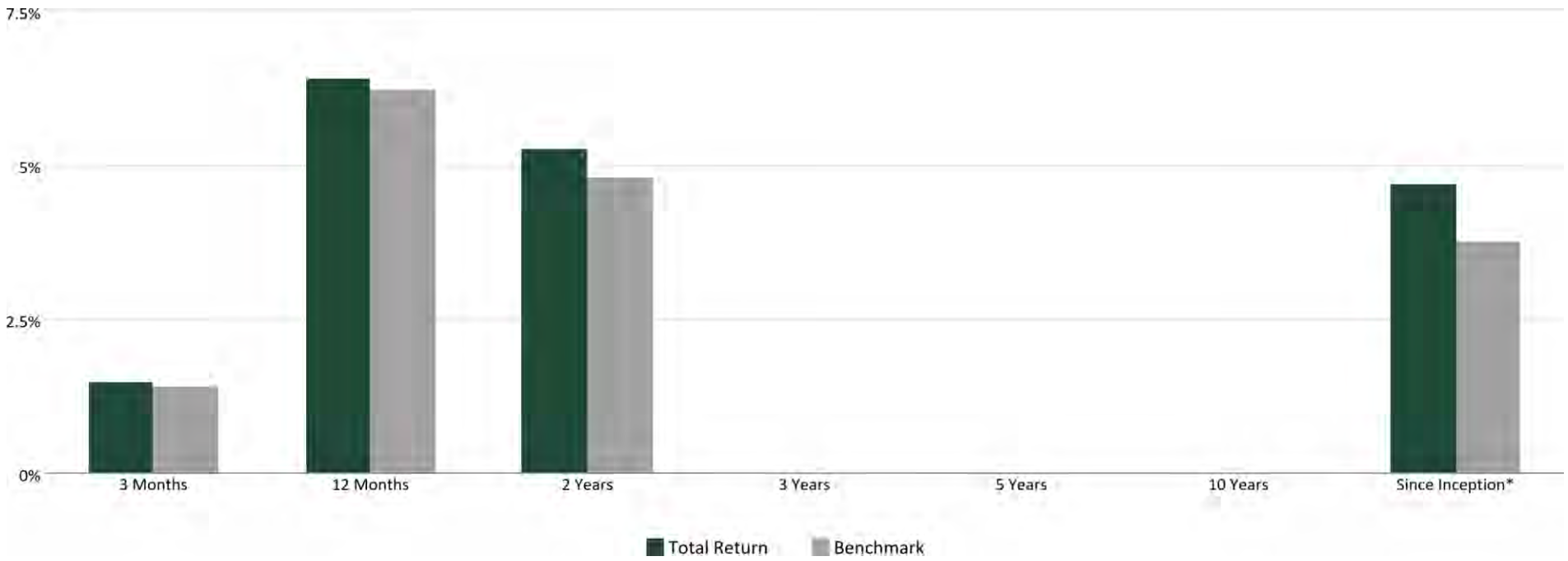


| | 3 Months | 12 Months | 2 Years | 3 Years | 5 Years | 10 Years | Since Inception |
|---|---|---|---|---|---|---|---|
| **TOTAL RATE OF RETURN** | | | | | | | |
| MCWD Long Term Reserves | 1.49% | 6.41% | 5.29% | | | | 4.73% |
| Benchmark | *1.43%* | *6.24%* | *4.82%* | | | | *3.79%* |

*Periods over 1 year are annualized.
Benchmark: ICE BofA 1-10 Year Unsubordinated US Treasury & Agency Index
Total rate of return: A measure of a portfolio's performance over time. It is the internal rate of return, which equates the beginning value of the portfolio with the ending market value; it includes interest earnings, realized and unrealized gains and losses in the portfolio.

CHANDLER ASSET MANAGEMENT

# CONSOLIDATED INFORMATION

## PORTFOLIO CHARACTERISTICS

Mammoth Community Water District Cons | Account #10988 | As of June 30, 2025

| | 6/30/2025 Portfolio | 3/31/2025 Portfolio |
|---|---|---|
| Average Maturity (yrs) | 3.16 | 3.15 |
| Average Modified Duration | 2.66 | 2.68 |
| Average Purchase Yield | 4.06% | 4.01% |
| Average Market Yield | 4.03% | 4.15% |
| Average Quality** | AA+ | AA+ |
| Total Market Value | 36,123,019 | 35,617,765 |

*Benchmark: NO BENCHMARK REQUIRED
**The credit quality is a weighted average calculation of the highest of S&P, Moody's and Fitch.

## SECTOR DISTRIBUTION

Mammoth Community Water District Cons | Account #10988 | As of June 30, 2025

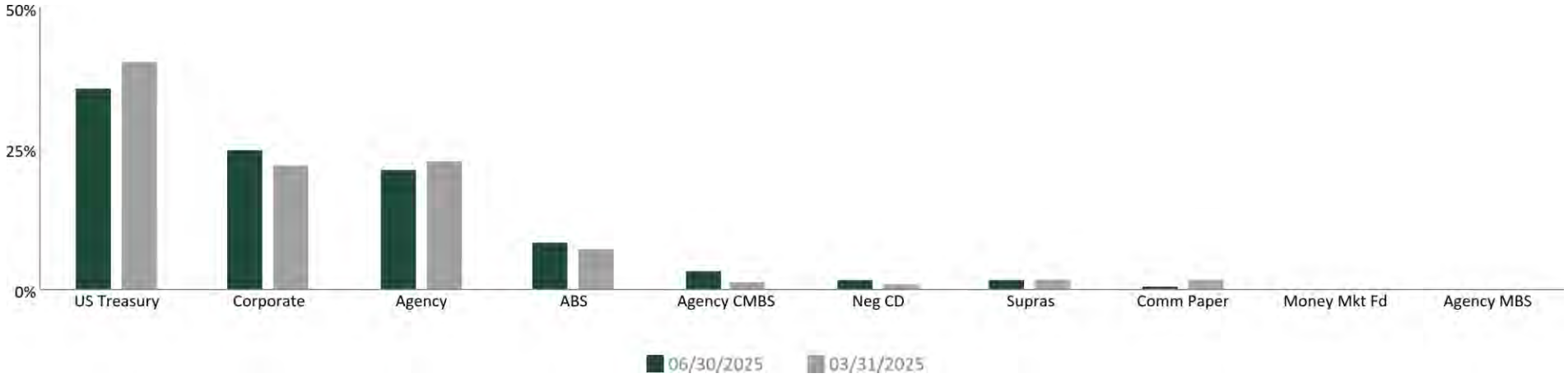


Sector as a Percentage of Market Value

| Sector | 06/30/2025 | 03/31/2025 |
|---|---|---|
| US Treasury | 35.80% | 40.55% |
| Corporate | 25.17% | 22.27% |
| Agency | 21.55% | 23.09% |
| ABS | 8.47% | 7.47% |
| Agency CMBS | 3.51% | 1.41% |
| Neg CD | 2.01% | 0.98% |
| Supras | 1.98% | 2.00% |
| Comm Paper | 0.92% | 1.91% |
| Money Mkt Fd | 0.51% | 0.25% |
| Agency MBS | 0.06% | 0.07% |

## ISSUERS

Mammoth Community Water District Cons | Account #10988 | As of June 30, 2025

| Issuer | Investment Type | % Portfolio |
|---|---|---|
| Government of The United States | US Treasury | 35.80% |
| Farm Credit System | Agency | 9.09% |
| Federal Home Loan Banks | Agency | 8.79% |
| FHLMC | Agency CMBS | 3.51% |
| PepsiCo, Inc. | Corporate | 1.30% |
| Caterpillar Inc. | Corporate | 1.30% |
| Honda Auto Receivables Owner Trust | ABS | 1.29% |
| Federal Home Loan Mortgage Corp | Agency | 1.29% |
| JPMorgan Chase & Co. | Corporate | 1.28% |
| Cisco Systems, Inc. | Corporate | 1.26% |
| The Home Depot, Inc. | Corporate | 1.25% |
| Toyota Motor Corporation | Corporate | 1.24% |
| Duke Energy Corporation | Corporate | 1.23% |
| PACCAR Inc | Corporate | 1.22% |
| Morgan Stanley | Corporate | 1.21% |
| FNMA | Agency | 1.21% |
| Tennessee Valley Authority | Agency | 1.18% |
| Walmart Inc. | Corporate | 1.18% |
| UnitedHealth Group Incorporated | Corporate | 1.17% |
| International Bank for Recon and Dev | Supras | 1.10% |
| Chubb Limited | Corporate | 1.05% |
| Westpac Banking Corporation | Neg CD | 1.05% |
| Deere & Company | Corporate | 1.04% |
| The Toronto-Dominion Bank | Neg CD | 0.97% |
| John Deere Owner Trust | ABS | 0.96% |
| Amazon.com, Inc. | Corporate | 0.94% |
| BMW Vehicle Owner Trust | ABS | 0.94% |
| Mitsubishi UFJ Financial Group, Inc. | Comm Paper | 0.92% |
| Inter-American Development Bank | Supras | 0.88% |
| BNY Mellon Corp | Corporate | 0.79% |

## ISSUERS

Mammoth Community Water District Cons | Account #10988 | As of June 30, 2025

| Issuer | Investment Type | % Portfolio |
|---|---|---|
| Alphabet Inc. | Corporate | 0.77% |
| State Street Corporation | Corporate | 0.73% |
| GM Financial Securitized Term | ABS | 0.70% |
| Northern Trust Corporation | Corporate | 0.70% |
| Target Corporation | Corporate | 0.68% |
| American Express Credit Master Trust | ABS | 0.66% |
| Merck & Co., Inc. | Corporate | 0.66% |
| Prologis, Inc. | Corporate | 0.64% |
| Bank of America Corporation | Corporate | 0.64% |
| WF Card Issuance Trust | ABS | 0.62% |
| Hyundai Auto Receivables Trust | ABS | 0.61% |
| Honda Motor Co., Ltd. | Corporate | 0.61% |
| BlackRock, Inc. | Corporate | 0.56% |
| Berkshire Hathaway Inc. | Corporate | 0.55% |
| DOMINION ENERGY, INC. | Corporate | 0.53% |
| First American Govt Oblig fund | Money Mkt Fd | 0.51% |
| Chase Issuance Trust | ABS | 0.49% |
| GM Financial Automobile Leasing Trus | ABS | 0.48% |
| Verizon Master Trust | ABS | 0.45% |
| Toyota Auto Receivables Owner Trust | ABS | 0.45% |
| Eli Lilly and Company | Corporate | 0.35% |
| The Charles Schwab Corporation | Corporate | 0.31% |
| Mercedes-Benz Auto Lease Trust | ABS | 0.31% |
| Bank of America Credit Card Trust | ABS | 0.25% |
| Mercedes-Benz Auto Receivables Trust | ABS | 0.25% |
| FHLMC | Agency MBS | 0.04% |
| FNMA | Agency MBS | 0.02% |
| Cash | Cash | 0.00% |
| **TOTAL** | | **100.00%** |

## DURATION DISTRIBUTION

Mammoth Community Water District Cons | Account #10988 | As of June 30, 2025

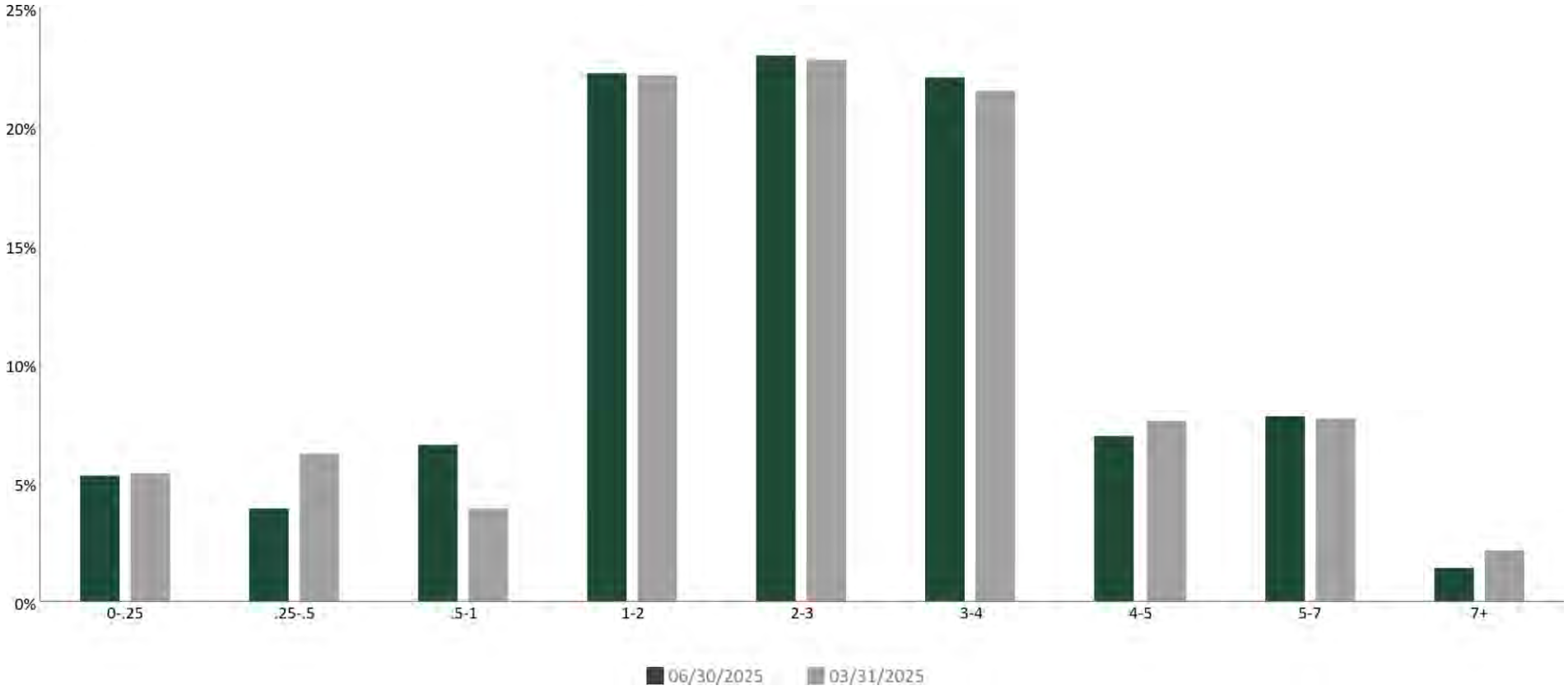


| Date | 0-.25 | .25-.5 | .5-1 | 1-2 | 2-3 | 3-4 | 4-5 | 5-7 | 7+ |
|---|---|---|---|---|---|---|---|---|---|
| 06/30/2025 | 5.3% | 4.0% | 6.7% | 22.3% | 23.0% | 22.2% | 7.1% | 7.9% | 1.5% |
| 03/31/2025 | 5.4% | 6.3% | 4.0% | 22.2% | 22.9% | 21.5% | 7.7% | 7.7% | 2.3% |

Total Rate of Return : Inception | 02/01/2019

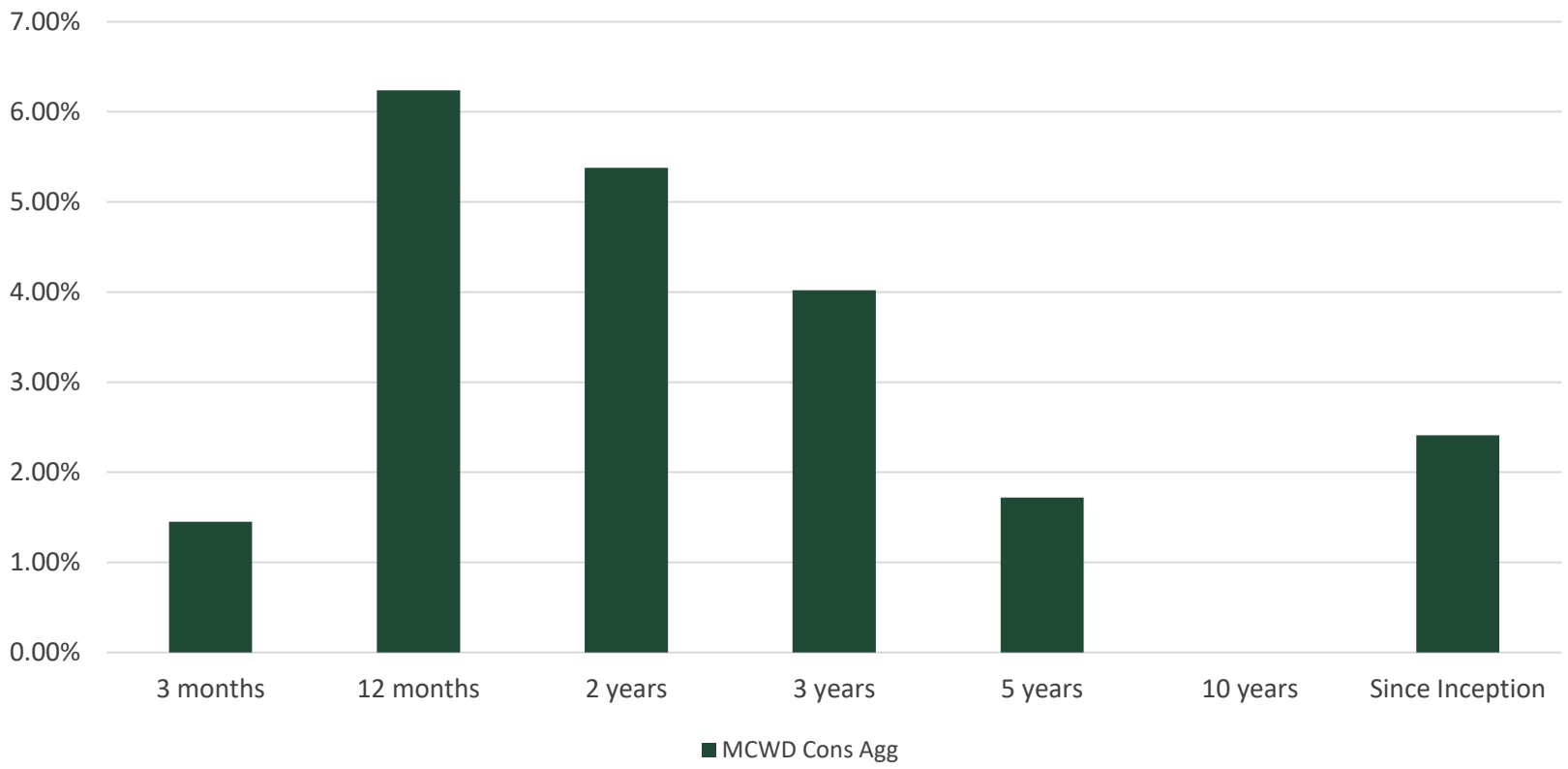


| | 3 Months | 12 Months | 2 Years | 3 Years | 5 Years | 10 Years | Since Inception |
|---|---|---|---|---|---|---|---|
| **TOTAL RATE OF RETURN** | | | | | | | |
| MCWD Cons Agg Gross of Fees | 1.45% | 6.24% | 5.38% | 4.02% | 1.72% | | 2.41% |

*Periods over 1 year are annualized.
Benchmark: NO BENCHMARK REQUIRED
Total rate of return: A measure of a portfolio's performance over time. It is the internal rate of return, which equates the beginning value of the portfolio with the ending market value; it includes interest earnings, realized and unrealized gains and losses in the portfolio.

## HISTORICAL AVERAGE PURCHASE YIELD

Mammoth Community Water District Cons | Account #10988 | As of June 30, 2025

Purchase Yield as of 06/30/25 = 4.06%

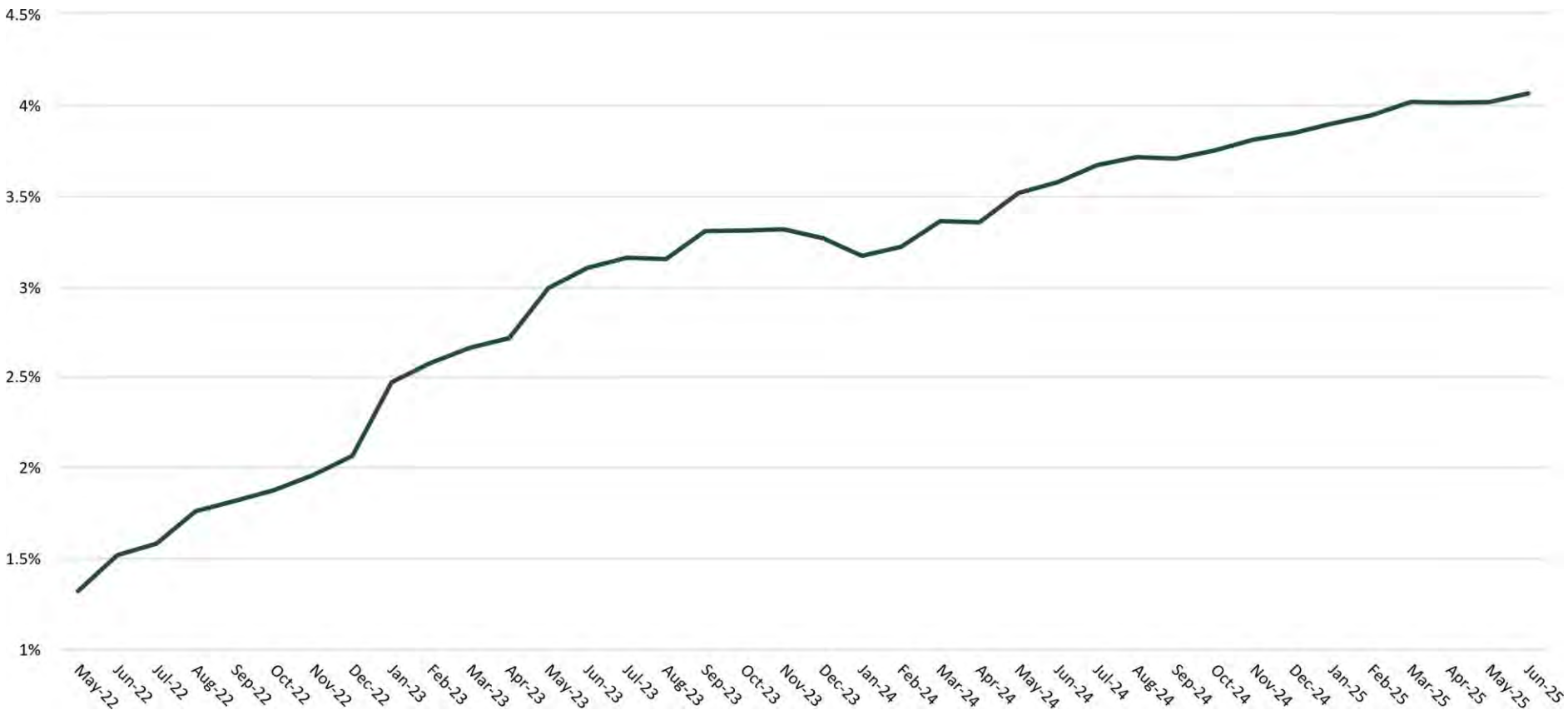

CHANDLER ASSET MANAGEMENT

# PORTFOLIO HOLDINGS

| Cusip | Security Description | Par Value/ Units | Purchase Date Purchase Yield | Cost Value Book Value | Mkt Price Mkt YTM | Market Value Accrued Int. | % of Port. Gain/Loss | Moody's/ S&P/ Fitch | Maturity Duration |
|---|---|---|---|---|---|---|---|---|---|
| **ABS** | | | | | | | | | |
| 379929AD4 | GMALT 2023-3 A3 5.38 11/20/2026 | 19,802.18 | 08/08/2023 5.38% | 19,799.81 19,801.17 | 100.17 4.55% | 19,836.55 32.55 | 0.09% 35.38 | NA/AAA AAA | 1.39 0.19 |
| 47800AAC4 | JDOT 2022-B A3 3.74 02/16/2027 | 27,915.87 | 07/12/2022 3.77% | 27,913.20 27,915.04 | 99.68 4.66% | 27,825.50 46.40 | 0.13% (89.54) | Aaa/NA AAA | 1.63 0.36 |
| 89231CAD9 | TAOT 2022-C A3 3.76 04/15/2027 | 34,355.86 | 08/08/2022 3.80% | 34,350.12 34,353.91 | 99.70 4.65% | 34,253.02 57.41 | 0.16% (100.88) | NA/AAA AAA | 1.79 0.35 |
| 448979AD6 | HART 2023-A A3 4.58 04/15/2027 | 41,553.96 | 04/04/2023 5.14% | 41,549.90 41,552.15 | 100.02 4.56% | 41,563.14 84.59 | 0.19% 10.99 | NA/AAA AAA | 1.79 0.35 |
| 58768PAC8 | MBART 2022-1 A3 5.21 08/16/2027 | 89,664.42 | 11/15/2022 5.27% | 89,646.68 89,656.70 | 100.31 4.55% | 89,941.68 207.62 | 0.42% 284.97 | Aaa/AAA NA | 2.13 0.43 |
| 36271VAD9 | GMALT 2025-1 A3 4.66 02/21/2028 | 90,000.00 | 02/05/2025 4.66% | 89,989.38 89,990.72 | 100.67 4.25% | 90,599.98 128.15 | 0.42% 609.26 | NA/AAA AAA | 2.65 1.45 |
| 05592XAD2 | BMWOT 2023-A A3 5.47 02/25/2028 | 22,572.52 | 07/11/2023 5.47% | 22,568.52 22,570.21 | 100.59 4.49% | 22,706.66 20.58 | 0.11% 136.45 | NA/AAA AAA | 2.66 0.57 |
| 47787CAC7 | JDOT 2023-C A3 5.48 05/15/2028 | 155,239.35 | 09/12/2023 5.55% | 155,228.69 155,232.78 | 100.86 4.51% | 156,580.93 378.09 | 0.73% 1,348.16 | Aaa/NA AAA | 2.88 0.83 |
| 362962AD4 | GMALT 2025-2 A3 4.58 05/22/2028 | 100,000.00 | 05/20/2025 4.84% | 99,998.34 99,998.39 | 100.64 4.23% | 100,638.63 139.94 | 0.47% 640.24 | NA/AAA AAA | 2.90 1.62 |
| 438123AC5 | HAROT 2023-4 A3 5.67 06/21/2028 | 55,000.00 | 11/01/2023 5.74% | 54,990.31 54,993.76 | 101.07 4.39% | 55,586.58 86.63 | 0.26% 592.81 | Aaa/NA AAA | 2.98 0.78 |
| 161571HT4 | CHAIT 2023-1 A 5.16 09/15/2028 | 175,000.00 | 09/07/2023 5.23% | 174,951.49 174,968.88 | 101.16 4.21% | 177,022.46 401.33 | 0.82% 2,053.58 | NA/AAA AAA | 3.21 1.14 |
| 096919AD7 | BMWOT 2024-A A3 5.18 02/26/2029 | 80,000.00 | 06/04/2024 5.18% | 79,987.85 79,990.57 | 101.26 4.11% | 81,008.64 69.07 | 0.38% 1,018.07 | Aaa/AAA NA | 3.66 1.12 |
| 47786WAD2 | JDOT 2024-B A3 5.2 03/15/2029 | 90,000.00 | 06/11/2024 5.81% | 89,982.41 89,986.25 | 101.58 4.24% | 91,421.45 208.00 | 0.42% 1,435.20 | Aaa/NA AAA | 3.71 1.54 |
| 44934QAD3 | HART 2024-B A3 4.84 03/15/2029 | 45,000.00 | 07/16/2024 5.45% | 44,993.21 44,994.58 | 101.02 4.17% | 45,458.64 96.80 | 0.21% 464.06 | NA/AAA AAA | 3.71 1.40 |
| 43813YAC6 | HAROT 2024-3 A3 4.57 03/21/2029 | 100,000.00 | 08/09/2024 4.66% | 99,984.29 99,987.24 | 100.54 4.21% | 100,544.27 126.94 | 0.47% 557.03 | Aaa/NA AAA | 3.72 1.35 |
| 58768YAD7 | MBALT 2025-A A3 4.61 04/16/2029 | 110,000.00 | 05/14/2025 4.66% | 109,986.59 109,986.98 | 101.14 4.13% | 111,249.17 225.38 | 0.52% 1,262.20 | NA/AAA AAA | 3.79 2.15 |

| Cusip | Security Description | Par Value/ Units | Purchase Date Purchase Yield | Cost Value Book Value | Mkt Price Mkt YTM | Market Value Accrued Int. | % of Port. Gain/Loss | Moody's/ S&P/ Fitch | Maturity Duration |
|---|---|---|---|---|---|---|---|---|---|
| 05522RDJ4 | BACCT 2024-1 A 4.93 05/15/2029 | 90,000.00 | 06/06/2024<br>4.93% | 89,994.95<br>89,996.04 | 101.48<br>4.14% | 91,333.18<br>197.20 | 0.42%<br>1,337.14 | Aaa/AAA<br>NA | 3.87<br>1.75 |
| 89240JAD3 | TAOT 25A A3 4.64 08/15/2029 | 125,000.00 | 01/22/2025<br>4.69% | 124,994.99<br>124,995.45 | 100.92<br>4.14% | 126,153.34<br>257.78 | 0.58%<br>1,157.89 | Aaa/NA<br>AAA | 4.13<br>1.70 |
| 43814VAC1 | HAROT 2025-1 A3 4.57 09/21/2029 | 160,000.00 | 02/04/2025<br>4.57% | 159,995.07<br>159,995.48 | 100.97<br>4.09% | 161,546.29<br>203.11 | 0.75%<br>1,550.81 | NA/AAA<br>AAA | 4.23<br>1.82 |
| 096924AD7 | BMWOT 2025-A A3 4.56 09/25/2029 | 140,000.00 | 02/04/2025<br>4.56% | 139,986.21<br>139,987.35 | 100.86<br>4.09% | 141,198.76<br>106.40 | 0.65%<br>1,211.42 | Aaa/AAA<br>NA | 4.24<br>1.65 |
| 92970QAE5 | WFCIT 2024-2 A 4.29 10/15/2029 | 105,000.00 | 10/17/2024<br>4.29% | 104,984.40<br>104,986.55 | 100.47<br>4.11% | 105,493.61<br>200.20 | 0.49%<br>507.06 | Aaa/AAA<br>NA | 4.29<br>2.14 |
| 44935CAD3 | HART 2025-A A3 4.32 10/15/2029 | 130,000.00 | 03/04/2025<br>4.84% | 129,980.83<br>129,982.10 | 100.39<br>4.16% | 130,502.14<br>249.60 | 0.60%<br>520.04 | NA/AAA<br>AAA | 4.29<br>1.98 |
| 02582JKM1 | AMXCA 2025-1 A 4.56 12/17/2029 | 235,000.00 | 02/04/2025<br>4.57% | 234,947.81<br>234,951.94 | 101.26<br>4.05% | 237,954.82<br>476.27 | 1.10%<br>3,002.88 | NA/AAA<br>AAA | 4.47<br>2.28 |
| 92348KDY6 | VZMT 2025-3 A1A 4.51 03/20/2030 | 160,000.00 | 03/25/2025<br>4.51% | 159,993.12<br>159,993.47 | 100.44<br>4.39% | 160,702.30<br>220.49 | 0.74%<br>708.84 | Aaa/NA<br>AAA | 4.72<br>1.62 |
| 362549AD9 | GMCAR 2025-2 A3 4.28 04/16/2030 | 50,000.00 | 05/06/2025<br>4.71% | 49,992.64<br>49,992.84 | 100.54<br>4.07% | 50,269.06<br>89.17 | 0.23%<br>276.22 | Aaa/AAA<br>NA | 4.79<br>2.14 |
| **Total ABS** | | **2,431,104.16** | **4.86%** | **2,430,790.81**<br>**2,430,860.53** | **100.84**<br>**4.23%** | **2,451,390.79**<br>**4,309.70** | **11.36%**<br>**20,530.27** | | **3.67**<br>**1.52** |
| **AGENCY** | | | | | | | | | |
| 3137EAEX3 | FEDERAL HOME LOAN MORTGAGE CORP 0.375 09/23/2025 | 425,000.00 | 01/28/2021<br>0.44% | 423,767.50<br>424,939.03 | 99.09<br>4.41% | 421,127.65<br>433.85 | 1.95%<br>(3,811.38) | Aa1/AA+<br>AA+ | 0.23<br>0.23 |
| 3133EPQC2 | FEDERAL FARM CREDIT BANKS FUNDING CORP 4.625 07/17/2026 | 300,000.00 | 07/28/2023<br>4.64% | 299,856.00<br>299,949.43 | 100.65<br>3.98% | 301,950.80<br>6,320.83 | 1.40%<br>2,001.36 | Aa1/AA+<br>AA+ | 1.05<br>0.99 |
| 3133EPZA6 | FEDERAL FARM CREDIT BANKS FUNDING CORP 4.875 10/20/2026 | 350,000.00 | 10/23/2023<br>4.99% | 348,862.50<br>349,504.17 | 101.11<br>3.99% | 353,895.99<br>3,365.10 | 1.64%<br>4,391.83 | Aa1/AA+<br>AA+ | 1.31<br>1.24 |
| 3130AYPN0 | FEDERAL HOME LOAN BANKS 4.125 01/15/2027 | 250,000.00 | 01/29/2024<br>4.16% | 249,742.50<br>249,865.89 | 100.49<br>3.79% | 251,233.78<br>4,755.21 | 1.16%<br>1,367.89 | Aa1/AA+<br>AA+ | 1.54<br>1.45 |
| 3133EPBM6 | FEDERAL FARM CREDIT BANKS FUNDING CORP 4.125 08/23/2027 | 270,000.00 | 02/24/2023<br>4.35% | 267,526.80<br>268,817.76 | 100.56<br>3.85% | 271,513.59<br>3,960.00 | 1.26%<br>2,695.83 | Aa1/AA+<br>AA+ | 2.15<br>2.01 |

| Cusip | Security Description | Par Value/ Units | Purchase Date Purchase Yield | Cost Value Book Value | Mkt Price Mkt YTM | Market Value Accrued Int. | % of Port. Gain/Loss | Moody's/ S&P/ Fitch | Maturity Duration |
|---|---|---|---|---|---|---|---|---|---|
| 3133EPDJ1 | FEDERAL FARM CREDIT BANKS FUNDING CORP 4.375 09/15/2027 | 300,000.00 | 03/28/2023<br>3.90% | 305,748.00<br>302,840.52 | 101.10<br>3.85% | 303,296.20<br>3,864.58 | 1.41%<br>455.68 | Aa1/AA+<br>AA+ | 2.21<br>2.06 |
| 3133EN4S6 | FEDERAL FARM CREDIT BANKS FUNDING CORP 3.75 12/22/2027 | 400,000.00 | 12/22/2022<br>3.87% | 397,788.00<br>398,901.89 | 99.77<br>3.85% | 399,087.74<br>375.00 | 1.85%<br>185.84 | Aa1/AA+<br>AA+ | 2.48<br>2.34 |
| 3130ATS57 | FEDERAL HOME LOAN BANKS 4.5 03/10/2028 | 300,000.00 | 03/28/2023<br>3.89% | 308,124.00<br>304,416.98 | 101.97<br>3.72% | 305,907.92<br>4,162.50 | 1.42%<br>1,490.94 | Aa1/AA+<br>AA+ | 2.70<br>2.49 |
| 3133EPGW9 | FEDERAL FARM CREDIT BANKS FUNDING CORP 3.875 04/25/2028 | 300,000.00 | 04/27/2023<br>3.72% | 302,061.00<br>301,162.70 | 100.16<br>3.81% | 300,480.06<br>2,131.25 | 1.39%<br>(682.65) | Aa1/AA+<br>AA+ | 2.82<br>2.63 |
| 3130AEB25 | FEDERAL HOME LOAN BANKS 3.25 06/09/2028 | 300,000.00 | 06/28/2023<br>4.04% | 289,404.00<br>293,702.21 | 98.86<br>3.66% | 296,593.61<br>595.83 | 1.37%<br>2,891.39 | Aa1/AA+<br>AA+ | 2.94<br>2.77 |
| 3133EPUN3 | FEDERAL FARM CREDIT BANKS FUNDING CORP 4.5 08/28/2028 | 170,000.00 | 08/31/2023<br>4.32% | 171,239.30<br>170,784.07 | 101.93<br>3.84% | 173,283.42<br>2,613.75 | 0.80%<br>2,499.34 | Aa1/AA+<br>AA+ | 3.16<br>2.88 |
| 3130AWTR1 | FEDERAL HOME LOAN BANKS 4.375 09/08/2028 | 325,000.00 | 09/22/2023<br>4.63% | 321,321.00<br>322,632.02 | 101.97<br>3.71% | 331,389.33<br>4,463.11 | 1.54%<br>8,757.30 | Aa1/AA+<br>AA+ | 3.19<br>2.92 |
| 3130AXQK7 | FEDERAL HOME LOAN BANKS 4.75 12/08/2028 | 250,000.00 | 01/29/2024<br>4.05% | 257,582.50<br>255,368.44 | 102.89<br>3.84% | 257,223.49<br>758.68 | 1.19%<br>1,855.04 | Aa1/AA+<br>AA+ | 3.44<br>3.15 |
| **Total Agency** | | **3,940,000.00** | **3.82%** | **3,943,023.10**<br>**3,942,885.12** | **100.70**<br>**3.89%** | **3,966,983.55**<br>**37,799.70** | **18.39%**<br>**24,098.43** | | **2.15**<br>**2.00** |
| **AGENCY CMBS** | | | | | | | | | |
| 3137BSRE5 | FHMS K-059 A2 3.12 09/25/2026 | 275,000.00 | 02/18/2022<br>1.98% | 286,816.41<br>278,057.95 | 98.61<br>4.22% | 271,172.77<br>715.00 | 1.26%<br>(6,885.18) | Aa1/AAA<br>AAA | 1.24<br>1.10 |
| 3137FETN0 | FHMS K-073 A2 3.35 01/25/2028 | 235,000.00 | 05/24/2023<br>4.34% | 225,857.03<br>230,016.89 | 98.31<br>4.01% | 231,026.64<br>656.04 | 1.07%<br>1,009.75 | Aa1/AA+<br>AAA | 2.57<br>2.31 |
| 3137FPJG1 | FHMS K-099 A2 2.595 09/25/2029 | 160,000.00 | 06/11/2025<br>4.29% | 149,631.25<br>149,732.38 | 94.30<br>4.09% | 150,886.42<br>346.00 | 0.70%<br>1,154.04 | Aa1/AA+<br>AAA | 4.24<br>3.84 |
| **Total Agency CMBS** | | **670,000.00** | **3.35%** | **662,304.69**<br>**657,807.21** | **97.51**<br>**4.12%** | **653,085.83**<br>**1,717.04** | **3.03%**<br>**(4,721.38)** | | **2.40**<br>**2.16** |
| **CASH** | | | | | | | | | |
| CCYUSD | Receivable | 559.52 | -- | 559.52<br>559.52 | 1.00<br>0.00% | 559.52<br>0.00 | 0.00%<br>0.00 | Aaa/AAA<br>AAA | 0.00<br>0.00 |

| Cusip | Security Description | Par Value/ Units | Purchase Date Purchase Yield | Cost Value Book Value | Mkt Price Mkt YTM | Market Value Accrued Int. | % of Port. Gain/Loss | Moody's/ S&P/ Fitch | Maturity Duration |
|---|---|---|---|---|---|---|---|---|---|
| | | | | **559.52** | **1.00** | **559.52** | **0.00%** | | **0.00** |
| **Total Cash** | | **559.52** | | **559.52** | **0.00%** | **0.00** | **0.00** | | **0.00** |
| **COMMERCIAL PAPER** | | | | | | | | | |
| 62479LU78 | MUFG Bank, Ltd., New York Branch 07/07/2025 | 330,000.00 | 02/27/2025<br>4.39% | 324,852.00<br>329,762.40 | 99.92<br>4.33% | 329,722.47<br>0.00 | 1.53%<br>(39.93) | P-1/A-1<br>NA | 0.02<br>0.02 |
| **Total Commercial Paper** | | **330,000.00** | **4.39%** | **324,852.00**<br>**329,762.40** | **99.92**<br>**4.33%** | **329,722.47**<br>**0.00** | **1.53%**<br>**(39.93)** | | **0.02**<br>**0.02** |
| **CORPORATE** | | | | | | | | | |
| 6174468C6 | MORGAN STANLEY 4.0 07/23/2025 | 250,000.00 | --<br>4.18% | 249,370.50<br>249,974.10 | 99.91<br>5.45% | 249,764.91<br>4,388.89 | 1.16%<br>(209.18) | A1/A-<br>A+ | 0.06<br>0.06 |
| 14913R2Z9 | CATERPILLAR FINANCIAL SERVICES CORP 3.65 08/12/2025 | 275,000.00 | 08/08/2022<br>3.69% | 274,667.25<br>274,987.25 | 99.91<br>4.36% | 274,758.30<br>3,875.59 | 1.27%<br>(228.95) | A2/A<br>A+ | 0.12<br>0.11 |
| 084670BS6 | BERKSHIRE HATHAWAY INC 3.125 03/15/2026 | 200,000.00 | 05/02/2022<br>3.39% | 198,090.00<br>199,652.11 | 99.22<br>4.25% | 198,442.22<br>1,840.28 | 0.92%<br>(1,209.90) | Aa2/AA<br>A+ | 0.71<br>0.68 |
| 023135BX3 | AMAZON.COM INC 1.0 05/12/2026 | 200,000.00 | 07/28/2021<br>0.80% | 201,804.00<br>200,301.67 | 97.38<br>4.11% | 194,764.85<br>272.22 | 0.90%<br>(5,536.83) | A1/AA<br>AA- | 0.87<br>0.84 |
| 931142ER0 | WALMART INC 1.05 09/17/2026 | 250,000.00 | 09/29/2021<br>1.06% | 249,820.00<br>249,956.02 | 96.64<br>3.91% | 241,611.72<br>758.33 | 1.12%<br>(8,344.30) | Aa2/AA<br>AA | 1.22<br>1.18 |
| 713448FW3 | PEPSICO INC 5.125 11/10/2026 | 265,000.00 | --<br>4.10% | 270,282.45<br>268,316.13 | 101.26<br>4.16% | 268,338.81<br>1,924.01 | 1.24%<br>22.68 | A1/A+<br>NA | 1.36<br>1.22 |
| 24422EXF1 | JOHN DEERE CAPITAL CORP 4.5 01/08/2027 | 200,000.00 | 08/29/2024<br>4.06% | 201,936.00<br>201,250.19 | 100.63<br>4.07% | 201,256.99<br>4,325.00 | 0.93%<br>6.80 | A1/A<br>A+ | 1.53<br>1.43 |
| 87612EBM7 | TARGET CORP 1.95 01/15/2027 | 250,000.00 | 01/28/2022<br>1.96% | 249,905.00<br>249,970.45 | 96.86<br>4.08% | 242,148.77<br>2,247.92 | 1.12%<br>(7,821.68) | A2/A<br>A | 1.54<br>1.48 |
| 437076CN0 | HOME DEPOT INC 2.875 04/15/2027 | 270,000.00 | 11/25/2024<br>4.37% | 260,938.80<br>263,198.89 | 98.04<br>4.02% | 264,719.40<br>1,638.75 | 1.23%<br>1,520.50 | A2/A<br>A | 1.79<br>1.71 |
| 58933YBC8 | MERCK & CO INC 1.7 06/10/2027 | 200,000.00 | 08/29/2024<br>4.10% | 187,514.00<br>191,269.65 | 95.84<br>3.95% | 191,675.61<br>198.33 | 0.89%<br>405.96 | Aa3/A+<br>NA | 1.94<br>1.88 |
| 713448FL7 | PEPSICO INC 3.6 02/18/2028 | 200,000.00 | 03/27/2024<br>4.49% | 193,698.00<br>195,736.62 | 99.14<br>3.95% | 198,279.46<br>2,660.00 | 0.92%<br>2,542.84 | A1/A+<br>NA | 2.64<br>2.45 |

## HOLDINGS REPORT

CHANDLER ASSET MANAGEMENT

Mammoth Community Water District | Account #10652 | As of June 30, 2025

| Cusip | Security Description | Par Value/ Units | Purchase Date Purchase Yield | Cost Value Book Value | Mkt Price Mkt YTM | Market Value Accrued Int. | % of Port. Gain/Loss | Moody's/ S&P/ Fitch | Maturity Duration |
|---|---|---|---|---|---|---|---|---|---|
| 857477CU5 | STATE STREET CORP 4.536 02/28/2028 | 260,000.00 | 02/25/2025<br>4.51% | 260,000.00<br>260,000.00 | 101.14<br>4.08% | 262,961.36<br>4,029.48 | 1.22%<br>2,961.36 | Aa3/A<br>AA- | 2.67<br>2.38 |
| 58933YBH7 | MERCK & CO INC 4.05 05/17/2028 | 45,000.00 | 05/08/2023<br>4.07% | 44,963.55<br>44,979.03 | 100.46<br>3.88% | 45,206.83<br>222.75 | 0.21%<br>227.80 | Aa3/A+<br>NA | 2.88<br>2.61 |
| 74340XCG4 | PROLOGIS LP 4.875 06/15/2028 | 225,000.00 | 05/28/2024<br>5.10% | 223,125.75<br>223,630.45 | 102.01<br>4.14% | 229,527.86<br>487.50 | 1.06%<br>5,897.41 | A2/A<br>NA | 2.96<br>2.66 |
| 06051GKW8 | BANK OF AMERICA CORP 4.948 07/22/2028 | 225,000.00 | 08/29/2024<br>4.51% | 227,616.75<br>226,860.97 | 101.15<br>5.01% | 227,592.53<br>4,917.08 | 1.06%<br>731.56 | A1/A-<br>AA- | 3.06<br>1.90 |
| 91324PEU2 | UNITEDHEALTH GROUP INC 4.25 01/15/2029 | 225,000.00 | 05/28/2024<br>5.05% | 217,615.50<br>219,352.52 | 99.82<br>4.30% | 224,600.67<br>4,409.38 | 1.04%<br>5,248.15 | A2/A+<br>A | 3.54<br>3.19 |
| 46647PAM8 | JPMORGAN CHASE & CO 3.509 01/23/2029 | 275,000.00 | 03/27/2024<br>5.06% | 260,312.25<br>265,152.05 | 97.95<br>4.67% | 269,374.28<br>4,235.17 | 1.25%<br>4,222.23 | A1/A<br>AA- | 3.57<br>2.38 |
| 17275RBR2 | CISCO SYSTEMS INC 4.85 02/26/2029 | 250,000.00 | 02/27/2024<br>4.84% | 250,130.00<br>250,094.62 | 102.48<br>4.11% | 256,193.64<br>4,210.07 | 1.19%<br>6,099.02 | A1/AA-<br>NA | 3.66<br>3.21 |
| 26442UAH7 | DUKE ENERGY PROGRESS LLC 3.45 03/15/2029 | 270,000.00 | 11/25/2024<br>4.59% | 258,122.70<br>259,764.34 | 97.28<br>4.25% | 262,667.18<br>2,742.75 | 1.22%<br>2,902.84 | Aa3/A<br>NA | 3.71<br>3.40 |
| 532457CQ9 | ELI LILLY AND CO 4.2 08/14/2029 | 125,000.00 | 08/12/2024<br>4.25% | 124,726.25<br>124,774.37 | 100.35<br>4.10% | 125,443.68<br>1,997.92 | 0.58%<br>669.30 | Aa3/A+<br>NA | 4.12<br>3.62 |
| 171239AL0 | CHUBB INA HOLDINGS LLC 4.65 08/15/2029 | 190,000.00 | 03/27/2025<br>4.50% | 191,098.20<br>191,031.75 | 101.70<br>4.19% | 193,238.28<br>3,337.67 | 0.90%<br>2,206.53 | A2/A<br>A | 4.13<br>3.59 |
| 69371RT48 | PACCAR FINANCIAL CORP 4.0 09/26/2029 | 250,000.00 | 09/26/2024<br>4.05% | 249,495.00<br>249,571.65 | 99.47<br>4.14% | 248,667.18<br>2,638.89 | 1.15%<br>(904.47) | A1/A+<br>NA | 4.24<br>3.82 |
| 06406RBV8 | BANK OF NEW YORK MELLON CORP 4.975 03/14/2030 | 275,000.00 | 06/12/2025<br>4.49% | 279,510.00<br>279,463.78 | 102.39<br>4.51% | 281,565.87<br>4,066.37 | 1.31%<br>2,102.10 | Aa3/A<br>AA- | 4.70<br>3.31 |
| 89236TGY5 | TOYOTA MOTOR CREDIT CORP 3.375 04/01/2030 | 275,000.00 | 05/28/2025<br>4.69% | 259,539.50<br>259,828.07 | 95.59<br>4.41% | 262,872.85<br>2,320.31 | 1.22%<br>3,044.77 | A1/A+<br>A+ | 4.75<br>4.29 |
| 02079KAK3 | ALPHABET INC 4.0 05/15/2030 | 275,000.00 | 05/28/2025<br>4.33% | 271,009.75<br>271,082.42 | 100.07<br>3.98% | 275,206.09<br>1,833.33 | 1.28%<br>4,123.67 | Aa2/AA+<br>NA | 4.87<br>4.36 |
| **Total Corporate** | | **5,725,000.00** | **4.04%** | **5,655,291.20**<br>**5,670,199.11** | **99.45**<br>**4.27%** | **5,690,879.33**<br>**65,577.98** | **26.38%**<br>**20,680.22** | | **2.68**<br>**2.31** |

# HOLDINGS REPORT

Mammoth Community Water District | Account #10652 | As of June 30, 2025

| Cusip | Security Description | Par Value/ Units | Purchase Date Purchase Yield | Cost Value Book Value | Mkt Price Mkt YTM | Market Value Accrued Int. | % of Port. Gain/Loss | Moody's/ S&P/ Fitch | Maturity Duration |
|---|---|---|---|---|---|---|---|---|---|
| **MONEY MARKET FUND** | | | | | | | | | |
| 31846V203 | FIRST AMER:GVT OBLG Y | 141,652.76 | --<br>3.96% | 141,652.76<br>141,652.76 | 1.00<br>3.96% | 141,652.76<br>0.00 | 0.66%<br>0.00 | Aaa/AAAm<br>AAA | 0.00<br>0.00 |
| **Total Money Market Fund** | | **141,652.76** | **3.96%** | **141,652.76**<br>**141,652.76** | **1.00**<br>**3.96%** | **141,652.76**<br>**0.00** | **0.66%**<br>**0.00** | | **0.00**<br>**0.00** |
| **NEGOTIABLE CD** | | | | | | | | | |
| 89115DAX4 | Toronto-Dominion Bank - New York Branch 4.5 10/01/2025 | 346,000.00 | 03/27/2025<br>4.40% | 346,010.46<br>346,005.15 | 99.99<br>4.39% | 345,968.86<br>11,504.50 | 1.60%<br>(36.29) | P-1/A-1<br>F1+ | 0.25<br>0.25 |
| 96130AB31 | Westpac Banking Corporation - New York Branch 4.39 03/11/2026 | 375,000.00 | 06/12/2025<br>4.33% | 375,153.15<br>375,145.12 | 100.08<br>4.26% | 375,293.25<br>914.58 | 1.74%<br>148.13 | P-1/A-1+<br>NA | 0.70<br>0.68 |
| **Total Negotiable CD** | | **721,000.00** | **4.36%** | **721,163.61**<br>**721,150.27** | **100.04**<br>**4.32%** | **721,262.11**<br>**12,419.08** | **3.34%**<br>**111.84** | | **0.48**<br>**0.48** |
| **SUPRANATIONAL** | | | | | | | | | |
| 459058JL8 | INTERNATIONAL BANK FOR RECONSTRUCTION AND DEVELOPM 0.5 10/28/2025 | 400,000.00 | 02/17/2021<br>0.61% | 398,004.00<br>399,861.26 | 98.74<br>4.43% | 394,959.28<br>350.00 | 1.83%<br>(4,901.98) | Aaa/AAA<br>NA | 0.33<br>0.32 |
| 4581X0EK0 | INTER-AMERICAN DEVELOPMENT BANK 4.5 05/15/2026 | 315,000.00 | 06/27/2023<br>4.53% | 314,757.45<br>314,926.12 | 100.36<br>4.07% | 316,123.58<br>1,811.25 | 1.47%<br>1,197.46 | Aaa/AAA<br>NA | 0.87<br>0.84 |
| **Total Supranational** | | **715,000.00** | **2.35%** | **712,761.45**<br>**714,787.38** | **99.46**<br>**4.27%** | **711,082.87**<br>**2,161.25** | **3.30%**<br>**(3,704.51)** | | **0.57**<br>**0.55** |
| **US TREASURY** | | | | | | | | | |
| 91282CAT8 | UNITED STATES TREASURY 0.25 10/31/2025 | 400,000.00 | 02/26/2021<br>0.75% | 390,734.38<br>399,337.01 | 98.67<br>4.33% | 394,660.16<br>168.48 | 1.83%<br>(4,676.85) | Aa1/AA+<br>AA+ | 0.34<br>0.33 |
| 912828R36 | UNITED STATES TREASURY 1.625 05/15/2026 | 400,000.00 | --<br>2.46% | 396,976.56<br>397,209.58 | 97.92<br>4.07% | 391,695.31<br>830.16 | 1.82%<br>(5,514.27) | Aa1/AA+<br>AA+ | 0.87<br>0.85 |
| 91282CJP7 | UNITED STATES TREASURY 4.375 12/15/2026 | 400,000.00 | 09/26/2024<br>3.60% | 406,546.88<br>404,305.24 | 100.75<br>3.84% | 402,984.38<br>765.03 | 1.87%<br>(1,320.87) | Aa1/AA+<br>AA+ | 1.46<br>1.40 |
| 912828V98 | UNITED STATES TREASURY 2.25 02/15/2027 | 450,000.00 | 06/22/2022<br>3.30% | 429,626.95<br>442,873.03 | 97.56<br>3.81% | 439,031.25<br>3,803.87 | 2.04%<br>(3,841.78) | Aa1/AA+<br>AA+ | 1.63<br>1.56 |
| 91282CKE0 | UNITED STATES TREASURY 4.25 03/15/2027 | 350,000.00 | 08/29/2024<br>3.79% | 353,841.80<br>352,575.00 | 100.76<br>3.78% | 352,652.34<br>4,365.49 | 1.63%<br>77.34 | Aa1/AA+<br>AA+ | 1.71<br>1.61 |

# HOLDINGS REPORT

Mammoth Community Water District | Account #10652 | As of June 30, 2025

| Cusip | Security Description | Par Value/ Units | Purchase Date Purchase Yield | Cost Value Book Value | Mkt Price Mkt YTM | Market Value Accrued Int. | % of Port. Gain/Loss | Moody's/ S&P/ Fitch | Maturity Duration |
|---|---|---|---|---|---|---|---|---|---|
| 912828X88 | UNITED STATES TREASURY 2.375 05/15/2027 | 350,000.00 | 10/23/2023<br>4.88% | 321,671.88<br>335,105.38 | 97.53<br>3.75% | 341,345.70<br>1,061.65 | 1.58%<br>6,240.32 | Aa1/AA+<br>AA+ | 1.87<br>1.80 |
| 91282CKV2 | UNITED STATES TREASURY 4.625 06/15/2027 | 350,000.00 | 08/29/2024<br>3.77% | 357,888.67<br>355,522.07 | 101.66<br>3.74% | 355,797.05<br>707.65 | 1.65%<br>274.98 | Aa1/AA+<br>AA+ | 1.96<br>1.86 |
| 91282CHE4 | UNITED STATES TREASURY 3.625 05/31/2028 | 325,000.00 | 05/31/2023<br>3.78% | 322,676.76<br>323,645.73 | 99.79<br>3.70% | 324,314.45<br>997.87 | 1.50%<br>668.72 | Aa1/AA+<br>AA+ | 2.92<br>2.73 |
| 91282CHQ7 | UNITED STATES TREASURY 4.125 07/31/2028 | 450,000.00 | --<br>4.39% | 445,522.66<br>446,700.94 | 101.21<br>3.71% | 455,431.64<br>7,742.92 | 2.11%<br>8,730.70 | Aa1/AA+<br>AA+ | 3.08<br>2.83 |
| 912810FE3 | UNITED STATES TREASURY 5.5 08/15/2028 | 375,000.00 | --<br>4.32% | 393,783.40<br>387,359.22 | 105.42<br>3.65% | 395,332.03<br>7,748.62 | 1.83%<br>7,972.81 | Aa1/AA+<br>AA+ | 3.13<br>2.81 |
| 91282CJF9 | UNITED STATES TREASURY 4.875 10/31/2028 | 380,000.00 | 12/23/2024<br>4.40% | 386,219.53<br>385,410.99 | 103.59<br>3.72% | 393,656.44<br>3,121.06 | 1.82%<br>8,245.45 | Aa1/AA+<br>AA+ | 3.34<br>3.04 |
| 912810FF0 | UNITED STATES TREASURY 5.25 11/15/2028 | 325,000.00 | 02/27/2024<br>4.30% | 337,961.91<br>334,281.09 | 104.77<br>3.73% | 340,513.67<br>2,179.18 | 1.58%<br>6,232.58 | Aa1/AA+<br>AA+ | 3.38<br>3.07 |
| 9128286B1 | UNITED STATES TREASURY 2.625 02/15/2029 | 350,000.00 | 03/27/2024<br>4.21% | 325,718.75<br>331,976.10 | 96.30<br>3.72% | 337,052.73<br>3,451.66 | 1.56%<br>5,076.63 | Aa1/AA+<br>AA+ | 3.63<br>3.38 |
| 91282CKP5 | UNITED STATES TREASURY 4.625 04/30/2029 | 400,000.00 | 08/29/2024<br>3.70% | 415,640.63<br>412,841.10 | 103.13<br>3.74% | 412,500.00<br>3,116.85 | 1.91%<br>(341.10) | Aa1/AA+<br>AA+ | 3.83<br>3.47 |
| 91282CEV9 | UNITED STATES TREASURY 3.25 06/30/2029 | 450,000.00 | 10/29/2024<br>4.12% | 433,458.98<br>435,827.53 | 98.17<br>3.75% | 441,773.44<br>39.74 | 2.05%<br>5,945.91 | Aa1/AA+<br>AA+ | 4.00<br>3.71 |
| 91282CLC3 | UNITED STATES TREASURY 4.0 07/31/2029 | 400,000.00 | 09/26/2024<br>3.56% | 407,718.75<br>406,509.42 | 100.93<br>3.75% | 403,734.38<br>6,674.03 | 1.87%<br>(2,775.05) | Aa1/AA+<br>AA+ | 4.08<br>3.68 |
| 91282CFJ5 | UNITED STATES TREASURY 3.125 08/31/2029 | 380,000.00 | 12/23/2024<br>4.43% | 359,382.03<br>361,584.18 | 97.59<br>3.76% | 370,826.56<br>3,969.09 | 1.72%<br>9,242.38 | Aa1/AA+<br>AA+ | 4.17<br>3.82 |
| 91282CFY2 | UNITED STATES TREASURY 3.875 11/30/2029 | 350,000.00 | 01/30/2025<br>4.32% | 343,314.45<br>343,886.74 | 100.44<br>3.76% | 351,544.92<br>1,148.74 | 1.63%<br>7,658.18 | Aa1/AA+<br>AA+ | 4.42<br>4.01 |
| **Total US Treasury** | | **6,885,000.00** | **3.77%** | **6,828,684.97**<br>**6,856,950.37** | **100.35**<br>**3.80%** | **6,904,846.46**<br>**51,892.08** | **32.01%**<br>**47,896.09** | | **2.76**<br>**2.55** |
| **Total Portfolio** | | **21,559,316.44** | **3.94%** | **21,421,084.11**<br>**21,466,614.67** | **99.44**<br>**4.04%** | **21,571,465.69**<br>**175,876.84** | **100.00%**<br>**104,851.02** | | **2.51**<br>**2.07** |
| **Total Market Value + Accrued** | | | | | | **21,747,342.53** | | | |

| Cusip | Security Description | Par Value/ Units | Purchase Date Purchase Yield | Cost Value Book Value | Mkt Price Mkt YTM | Market Value Accrued Int. | % of Port. Gain/Loss | Moody's/ S&P/ Fitch | Maturity Duration |
|---|---|---|---|---|---|---|---|---|---|
| **ABS** | | | | | | | | | |
| 36271VAD9 | GMALT 2025-1 A3 4.66 02/21/2028 | 10,000.00 | 02/05/2025 4.66% | 9,998.82 9,998.97 | 100.67 4.25% | 10,066.66 14.24 | 0.44% 67.70 | NA/AAA AAA | 2.65 1.45 |
| 362962AD4 | GMALT 2025-2 A3 4.58 05/22/2028 | 10,000.00 | 05/20/2025 4.84% | 9,999.83 9,999.84 | 100.64 4.23% | 10,063.86 13.99 | 0.44% 64.03 | NA/AAA AAA | 2.90 1.62 |
| 43814VAC1 | HAROT 2025-1 A3 4.57 09/21/2029 | 15,000.00 | 02/04/2025 4.57% | 14,999.54 14,999.58 | 100.97 4.09% | 15,144.96 19.04 | 0.67% 145.39 | NA/AAA AAA | 4.23 1.82 |
| 096924AD7 | BMWOT 2025-A A3 4.56 09/25/2029 | 15,000.00 | 02/04/2025 4.56% | 14,998.52 14,998.64 | 100.86 4.09% | 15,128.44 11.40 | 0.67% 129.80 | Aaa/AAA NA | 4.24 1.65 |
| 437921AD1 | HAROT 252 A3 4.15 10/15/2029 | 5,000.00 | 04/29/2025 4.15% | 4,999.44 4,999.46 | 100.20 4.09% | 5,009.92 9.22 | 0.22% 10.46 | Aaa/NA AAA | 4.29 2.14 |
| 362549AD9 | GMCAR 2025-2 A3 4.28 04/16/2030 | 5,000.00 | 05/06/2025 4.71% | 4,999.26 4,999.28 | 100.54 4.07% | 5,026.91 8.92 | 0.22% 27.63 | Aaa/AAA NA | 4.79 2.14 |
| 92970QAJ4 | WFCIT 2025-1 A 4.34 05/15/2030 | 20,000.00 | 06/03/2025 4.33% | 19,999.67 19,999.67 | 100.78 4.09% | 20,156.64 50.63 | 0.89% 156.96 | NA/AAA AAA | 4.87 2.65 |
| **Total ABS** | | **80,000.00** | **4.54%** | **79,995.08 79,995.44** | **100.75 4.12%** | **80,597.39 127.45** | **3.55% 601.95** | | **4.07 1.96** |
| **AGENCY** | | | | | | | | | |
| 3137EAEX3 | FEDERAL HOME LOAN MORTGAGE CORP 0.375 09/23/2025 | 40,000.00 | 12/27/2022 4.23% | 36,055.20 39,668.64 | 99.09 4.41% | 39,635.54 40.83 | 1.74% (33.09) | Aa1/AA+ AA+ | 0.23 0.23 |
| 3133EN5E6 | FEDERAL FARM CREDIT BANKS FUNDING CORP 4.0 12/29/2025 | 40,000.00 | 12/29/2022 4.29% | 39,678.40 39,947.03 | 99.88 4.24% | 39,952.46 8.89 | 1.76% 5.43 | Aa1/AA+ AA+ | 0.50 0.48 |
| 3130AWGR5 | FEDERAL HOME LOAN BANKS 4.375 06/12/2026 | 45,000.00 | 06/28/2023 4.41% | 44,953.20 44,984.99 | 100.28 4.07% | 45,127.06 103.91 | 1.99% 142.07 | Aa1/AA+ AA+ | 0.95 0.92 |
| 3133EPZY4 | FEDERAL FARM CREDIT BANKS FUNDING CORP 5.0 07/30/2026 | 40,000.00 | 10/30/2023 5.01% | 39,983.60 39,993.56 | 100.85 4.18% | 40,339.91 838.89 | 1.78% 346.36 | Aa1/AA+ AA+ | 1.08 1.02 |
| 3130ATUS4 | FEDERAL HOME LOAN BANKS 4.25 12/10/2027 | 35,000.00 | 12/27/2022 4.02% | 35,363.30 35,178.84 | 101.10 3.77% | 35,386.14 86.77 | 1.56% 207.30 | Aa1/AA+ AA+ | 2.45 2.30 |
| 3133EN5N6 | FEDERAL FARM CREDIT BANKS FUNDING CORP 4.0 01/06/2028 | 40,000.00 | 01/30/2023 3.75% | 40,448.40 40,228.68 | 100.40 3.83% | 40,158.07 777.78 | 1.77% (70.61) | Aa1/AA+ AA+ | 2.52 2.33 |
| 3130AEB25 | FEDERAL HOME LOAN BANKS 3.25 06/09/2028 | 35,000.00 | 12/22/2022 3.95% | 33,804.05 34,354.87 | 98.86 3.66% | 34,602.59 69.51 | 1.52% 247.72 | Aa1/AA+ AA+ | 2.94 2.77 |

| Cusip | Security Description | Par Value/ Units | Purchase Date Purchase Yield | Cost Value Book Value | Mkt Price Mkt YTM | Market Value Accrued Int. | % of Port. Gain/Loss | Moody's/ S&P/ Fitch | Maturity Duration |
|---|---|---|---|---|---|---|---|---|---|
| 3133EPUN3 | FEDERAL FARM CREDIT BANKS FUNDING CORP 4.5 08/28/2028 | 45,000.00 | 08/30/2023<br>4.32% | 45,332.10<br>45,210.11 | 101.93<br>3.84% | 45,869.14<br>691.88 | 2.02%<br>659.03 | Aa1/AA+<br>AA+ | 3.16<br>2.88 |
| 3133ERDH1 | FEDERAL FARM CREDIT BANKS FUNDING CORP 4.75 04/30/2029 | 40,000.00 | 04/29/2024<br>4.70% | 40,081.20<br>40,062.21 | 102.95<br>3.91% | 41,181.71<br>321.94 | 1.81%<br>1,119.50 | Aa1/AA+<br>AA+ | 3.83<br>3.46 |
| 3130AGUW3 | FEDERAL HOME LOAN BANKS 2.125 09/14/2029 | 45,000.00 | 07/28/2023<br>4.32% | 39,726.00<br>41,378.69 | 93.06<br>3.93% | 41,878.98<br>284.22 | 1.84%<br>500.29 | Aa1/AA+<br>AA+ | 4.21<br>3.93 |
| 3133EN7B0 | FEDERAL FARM CREDIT BANKS FUNDING CORP 3.75 01/25/2030 | 35,000.00 | 01/31/2023<br>3.88% | 34,726.65<br>34,821.16 | 99.58<br>3.85% | 34,852.63<br>568.75 | 1.53%<br>31.47 | Aa1/AA+<br>AA+ | 4.57<br>4.09 |
| 3135G05Q2 | FEDERAL NATIONAL MORTGAGE ASSOCIATION 0.875 08/05/2030 | 40,000.00 | 01/31/2023<br>3.62% | 32,832.40<br>35,137.11 | 86.40<br>3.84% | 34,558.94<br>141.94 | 1.52%<br>(578.17) | Aa1/AA+<br>AA+ | 5.10<br>4.87 |
| 3133ENUJ7 | FEDERAL FARM CREDIT BANKS FUNDING CORP 2.9 04/12/2032 | 40,000.00 | 12/29/2022<br>4.50% | 35,177.60<br>36,478.46 | 92.76<br>4.14% | 37,102.51<br>254.56 | 1.63%<br>624.06 | Aa1/AA+<br>AA+ | 6.79<br>6.01 |
| 3130AV4X7 | FEDERAL HOME LOAN BANKS 4.375 03/11/2033 | 45,000.00 | 10/30/2023<br>5.32% | 41,881.05<br>42,436.60 | 100.94<br>4.23% | 45,425.08<br>601.56 | 2.00%<br>2,988.48 | Aa1/AA+<br>AA+ | 7.70<br>6.40 |
| 3130AVWG3 | FEDERAL HOME LOAN BANKS 4.0 06/10/2033 | 45,000.00 | 06/28/2023<br>4.18% | 44,334.90<br>44,469.05 | 97.57<br>4.37% | 43,905.39<br>105.00 | 1.93%<br>(563.66) | Aa1/AA+<br>AA+ | 7.94<br>6.70 |
| 880591FB3 | TENNESSEE VALLEY AUTHORITY 4.375 08/01/2034 | 45,000.00 | 08/29/2024<br>4.24% | 45,498.60<br>45,456.63 | 99.35<br>4.46% | 44,707.82<br>820.31 | 1.97%<br>(748.80) | Aa1/AA+<br>AA+ | 9.09<br>7.29 |
| **Total Agency** | | **655,000.00** | **4.32%** | **629,876.65**<br>**639,806.64** | **98.60**<br>**4.06%** | **644,683.99**<br>**5,716.74** | **28.38%**<br>**4,877.34** | | **4.00**<br>**3.51** |
| **AGENCY CMBS** | | | | | | | | | |
| 3137FEZU7 | FHMS K-076 A2 3.9 04/25/2028 | 50,000.00 | 06/12/2025<br>4.16% | 49,582.03<br>49,587.77 | 99.56<br>4.00% | 49,780.25<br>162.50 | 2.19%<br>192.48 | Aa1/AA+<br>AAA | 2.82<br>2.54 |
| 3137FJXV6 | FHMS K-083 A2 4.05 09/25/2028 | 45,000.00 | 05/28/2025<br>4.31% | 44,574.61<br>44,586.05 | 99.94<br>4.02% | 44,971.46<br>151.88 | 1.98%<br>385.41 | Aa1/AA+<br>AAA | 3.24<br>2.96 |
| **Total Agency CMBS** | | **95,000.00** | **4.23%** | **94,156.64**<br>**94,173.82** | **99.74**<br>**4.01%** | **94,751.71**<br>**314.38** | **4.17%**<br>**577.88** | | **3.02**<br>**2.74** |
| **CASH** | | | | | | | | | |
| CCYUSD | Receivable | 101.06 | -- | 101.06<br>101.06 | 1.00<br>0.00% | 101.06<br>0.00 | 0.00%<br>0.00 | Aaa/AAA<br>AAA | 0.00<br>0.00 |

| Cusip | Security Description | Par Value/ Units | Purchase Date Purchase Yield | Cost Value Book Value | Mkt Price Mkt YTM | Market Value Accrued Int. | % of Port. Gain/Loss | Moody's/ S&P/ Fitch | Maturity Duration |
|---|---|---|---|---|---|---|---|---|---|
| | | | | **101.06** | **1.00** | **101.06** | **0.00%** | | **0.00** |
| **Total Cash** | | **101.06** | | **101.06** | **0.00%** | **0.00** | **0.00** | | **0.00** |
| **CORPORATE** | | | | | | | | | |
| 023135BX3 | AMAZON.COM INC 1.0 05/12/2026 | 45,000.00 | -- 4.54% | 40,522.90 43,729.31 | 97.38 4.11% | 43,822.09 61.25 | 1.93% 92.78 | A1/AA AA- | 0.87 0.84 |
| 89236TJK2 | TOYOTA MOTOR CREDIT CORP 1.125 06/18/2026 | 15,000.00 | 12/27/2022 4.63% | 13,330.80 14,536.26 | 97.05 4.28% | 14,558.04 6.09 | 0.64% 21.78 | A1/A+ A+ | 0.97 0.94 |
| 26444HAC5 | DUKE ENERGY FLORIDA LLC 3.2 01/15/2027 | 30,000.00 | 10/30/2023 5.56% | 27,944.70 29,012.68 | 98.71 4.07% | 29,612.81 442.67 | 1.30% 600.13 | A1/A NA | 1.54 1.46 |
| 808513BY0 | CHARLES SCHWAB CORP 2.45 03/03/2027 | 15,000.00 | 12/27/2022 4.63% | 13,768.65 14,507.46 | 97.18 4.21% | 14,577.35 120.46 | 0.64% 69.90 | A2/A- A | 1.67 1.60 |
| 89236TJZ9 | TOYOTA MOTOR CREDIT CORP 3.05 03/22/2027 | 20,000.00 | 01/30/2023 4.41% | 18,978.40 19,574.73 | 98.14 4.18% | 19,627.50 167.75 | 0.86% 52.77 | A1/A+ A+ | 1.73 1.65 |
| 46647PCB0 | JPMORGAN CHASE & CO 1.578 04/22/2027 | 45,000.00 | -- 5.57% | 40,408.65 43,756.63 | 97.68 4.95% | 43,957.14 136.10 | 1.94% 200.51 | A1/A AA- | 1.81 0.79 |
| 91324PEG3 | UNITEDHEALTH GROUP INC 3.7 05/15/2027 | 45,000.00 | -- 4.38% | 43,885.50 44,479.12 | 99.09 4.21% | 44,589.93 212.75 | 1.96% 110.81 | A2/A+ A | 1.87 1.78 |
| 927804GH1 | VIRGINIA ELECTRIC AND POWER CO 3.75 05/15/2027 | 40,000.00 | 06/28/2023 4.87% | 38,426.80 39,240.64 | 99.27 4.16% | 39,707.57 191.67 | 1.75% 466.93 | A3/BBB+ A | 1.87 1.78 |
| 24422EWR6 | JOHN DEERE CAPITAL CORP 4.75 01/20/2028 | 20,000.00 | 01/30/2023 4.34% | 20,358.60 20,184.34 | 101.58 4.09% | 20,316.28 424.86 | 0.89% 131.94 | A1/A A+ | 2.56 2.34 |
| 69371RS80 | PACCAR FINANCIAL CORP 4.6 01/31/2029 | 45,000.00 | 01/29/2024 4.52% | 45,151.65 45,108.74 | 101.37 4.18% | 45,615.39 868.25 | 2.01% 506.65 | A1/A+ NA | 3.59 3.22 |
| 61747YFA8 | MORGAN STANLEY 5.123 02/01/2029 | 30,000.00 | 03/28/2025 4.64% | 30,379.50 30,345.83 | 101.75 4.86% | 30,523.66 640.38 | 1.34% 177.82 | A1/A- A+ | 3.59 2.35 |
| 17275RBR2 | CISCO SYSTEMS INC 4.85 02/26/2029 | 40,000.00 | 02/27/2024 4.84% | 40,020.80 40,015.14 | 102.48 4.11% | 40,990.98 673.61 | 1.80% 975.84 | A1/AA- NA | 3.66 3.21 |
| 14913UAJ9 | CATERPILLAR FINANCIAL SERVICES CORP 4.85 02/27/2029 | 35,000.00 | 05/29/2024 5.05% | 34,702.50 34,770.61 | 102.30 4.16% | 35,806.68 584.69 | 1.58% 1,036.07 | A2/A A+ | 3.66 3.28 |
| 09290DAA9 | BLACKROCK INC 4.7 03/14/2029 | 45,000.00 | 03/28/2024 4.65% | 45,090.00 45,066.79 | 102.12 4.08% | 45,952.17 628.63 | 2.02% 885.37 | Aa3/AA- NA | 3.70 3.26 |

| Cusip | Security Description | Par Value/ Units | Purchase Date Purchase Yield | Cost Value Book Value | Mkt Price Mkt YTM | Market Value Accrued Int. | % of Port. Gain/Loss | Moody's/ S&P/ Fitch | Maturity Duration |
|---|---|---|---|---|---|---|---|---|---|
| 437076DC3 | HOME DEPOT INC 4.75 06/25/2029 | 30,000.00 | 07/30/2024<br>4.58% | 30,212.70<br>30,172.19 | 102.07<br>4.18% | 30,621.98<br>23.75 | 1.35%<br>449.79 | A2/A<br>A | 3.99<br>3.53 |
| 171239AL0 | CHUBB INA HOLDINGS LLC 4.65 08/15/2029 | 30,000.00 | 10/30/2024<br>4.52% | 30,163.20<br>30,140.12 | 101.70<br>4.19% | 30,511.31<br>527.00 | 1.34%<br>371.19 | A2/A<br>A | 4.13<br>3.59 |
| 931142FN8 | WALMART INC 4.35 04/28/2030 | 30,000.00 | 04/29/2025<br>4.13% | 30,292.80<br>30,282.68 | 101.15<br>4.09% | 30,343.50<br>228.38 | 1.34%<br>60.83 | Aa2/AA<br>AA | 4.83<br>4.22 |
| **Total Corporate** | | **560,000.00** | **4.73%** | **543,638.15<br>554,923.27** | **100.24<br>4.25%** | **561,134.37<br>5,938.28** | **24.70%<br>6,211.10** | | **2.79<br>2.40** |
| **MONEY MARKET FUND** | | | | | | | | | |
| 31846V203 | FIRST AMER:GVT OBLG Y | 12,423.79 | --<br>3.96% | 12,423.79<br>12,423.79 | 1.00<br>3.96% | 12,423.79<br>0.00 | 0.55%<br>0.00 | Aaa/AAAm<br>AAA | 0.00<br>0.00 |
| **Total Money Market Fund** | | **12,423.79** | **3.96%** | **12,423.79<br>12,423.79** | **1.00<br>3.96%** | **12,423.79<br>0.00** | **0.55%<br>0.00** | | **0.00<br>0.00** |
| **US TREASURY** | | | | | | | | | |
| 9128284N7 | UNITED STATES TREASURY 2.875 05/15/2028 | 45,000.00 | 07/31/2023<br>4.23% | 42,373.83<br>43,425.80 | 97.77<br>3.70% | 43,996.29<br>165.23 | 1.94%<br>570.49 | Aa1/AA+<br>AA+ | 2.88<br>2.72 |
| 91282CHE4 | UNITED STATES TREASURY 3.625 05/31/2028 | 45,000.00 | 06/28/2023<br>3.98% | 44,289.84<br>44,579.35 | 99.79<br>3.70% | 44,905.08<br>138.17 | 1.98%<br>325.72 | Aa1/AA+<br>AA+ | 2.92<br>2.73 |
| 9128284V9 | UNITED STATES TREASURY 2.875 08/15/2028 | 40,000.00 | 04/29/2024<br>4.71% | 37,170.31<br>37,940.90 | 97.54<br>3.72% | 39,015.62<br>432.04 | 1.72%<br>1,074.73 | Aa1/AA+<br>AA+ | 3.13<br>2.92 |
| 9128285M8 | UNITED STATES TREASURY 3.125 11/15/2028 | 40,000.00 | 12/22/2022<br>3.80% | 38,585.94<br>39,189.05 | 98.13<br>3.72% | 39,253.12<br>159.65 | 1.73%<br>64.07 | Aa1/AA+<br>AA+ | 3.38<br>3.15 |
| 9128286B1 | UNITED STATES TREASURY 2.625 02/15/2029 | 45,000.00 | 06/28/2023<br>3.97% | 41,967.77<br>43,047.76 | 96.30<br>3.72% | 43,335.35<br>443.78 | 1.91%<br>287.59 | Aa1/AA+<br>AA+ | 3.63<br>3.38 |
| 91282CFJ5 | UNITED STATES TREASURY 3.125 08/31/2029 | 55,000.00 | --<br>3.94% | 52,838.68<br>53,343.90 | 97.59<br>3.76% | 53,672.27<br>574.47 | 2.36%<br>328.36 | Aa1/AA+<br>AA+ | 4.17<br>3.82 |
| 91282CFT3 | UNITED STATES TREASURY 4.0 10/31/2029 | 35,000.00 | 01/30/2023<br>3.64% | 35,746.48<br>35,479.38 | 100.95<br>3.76% | 35,333.59<br>235.87 | 1.56%<br>(145.79) | Aa1/AA+<br>AA+ | 4.34<br>3.92 |
| 912828YS3 | UNITED STATES TREASURY 1.75 11/15/2029 | 45,000.00 | 12/29/2022<br>3.85% | 39,332.81<br>41,396.27 | 92.09<br>3.73% | 41,438.67<br>100.58 | 1.82%<br>42.40 | Aa1/AA+<br>AA+ | 4.38<br>4.13 |

## HOLDINGS REPORT

MCWD LADWP Settlement Fund | Account #10992 | As of June 30, 2025

| Cusip | Security Description | Par Value/ Units | Purchase Date Purchase Yield | Cost Value Book Value | Mkt Price Mkt YTM | Market Value Accrued Int. | % of Port. Gain/Loss | Moody's/ S&P/ Fitch | Maturity Duration |
|---|---|---|---|---|---|---|---|---|---|
| 91282CGQ8 | UNITED STATES TREASURY 4.0 02/28/2030 | 45,000.00 | 05/28/2025<br>4.05% | 44,906.84<br>44,908.61 | 100.97<br>3.77% | 45,437.70<br>601.63 | 2.00%<br>529.08 | Aa1/AA+<br>AA+ | 4.67<br>4.17 |
| 91282CGS4 | UNITED STATES TREASURY 3.625 03/31/2030 | 45,000.00 | 04/29/2025<br>3.80% | 44,651.95<br>44,663.97 | 99.29<br>3.79% | 44,678.32<br>410.04 | 1.97%<br>14.36 | Aa1/AA+<br>AA+ | 4.75<br>4.28 |
| 91282CHF1 | UNITED STATES TREASURY 3.75 05/31/2030 | 45,000.00 | 11/26/2024<br>4.24% | 43,934.77<br>44,049.19 | 99.78<br>3.80% | 44,899.80<br>142.93 | 1.98%<br>850.62 | Aa1/AA+<br>AA+ | 4.92<br>4.44 |
| 91282CAV3 | UNITED STATES TREASURY 0.875 11/15/2030 | 50,000.00 | 12/22/2022<br>3.63% | 40,630.86<br>43,614.02 | 85.78<br>3.83% | 42,888.67<br>55.88 | 1.89%<br>(725.35) | Aa1/AA+<br>AA+ | 5.38<br>5.14 |
| 91282CKN0 | UNITED STATES TREASURY 4.625 04/30/2031 | 45,000.00 | 05/31/2024<br>4.52% | 45,265.43<br>45,223.80 | 103.83<br>3.88% | 46,722.66<br>350.65 | 2.06%<br>1,498.85 | Aa1/AA+<br>AA+ | 5.83<br>5.06 |
| 91282CLM1 | UNITED STATES TREASURY 3.625 09/30/2031 | 50,000.00 | 06/30/2025<br>3.95% | 49,117.19<br>49,117.58 | 98.33<br>3.93% | 49,164.06<br>455.60 | 2.16%<br>46.49 | Aa1/AA+<br>AA+ | 6.25<br>5.48 |
| 91282CFF3 | UNITED STATES TREASURY 2.75 08/15/2032 | 45,000.00 | 12/27/2022<br>3.80% | 41,199.61<br>42,189.14 | 92.25<br>4.01% | 41,512.50<br>464.92 | 1.83%<br>(676.64) | Aa1/AA+<br>AA+ | 7.13<br>6.29 |
| 91282CFV8 | UNITED STATES TREASURY 4.125 11/15/2032 | 45,000.00 | 06/28/2023<br>3.75% | 46,314.84<br>46,033.61 | 100.69<br>4.02% | 45,311.13<br>237.08 | 1.99%<br>(722.48) | Aa1/AA+<br>AA+ | 7.38<br>6.28 |
| 91282CGM7 | UNITED STATES TREASURY 3.5 02/15/2033 | 45,000.00 | 06/28/2023<br>3.74% | 44,149.22<br>44,326.44 | 96.40<br>4.05% | 43,379.30<br>591.71 | 1.91%<br>(947.14) | Aa1/AA+<br>AA+ | 7.63<br>6.52 |
| 91282CHC8 | UNITED STATES TREASURY 3.375 05/15/2033 | 45,000.00 | 06/28/2023<br>3.72% | 43,708.01<br>43,970.49 | 95.32<br>4.07% | 42,895.90<br>193.97 | 1.89%<br>(1,074.59) | Aa1/AA+<br>AA+ | 7.87<br>6.78 |
| 91282CHT1 | UNITED STATES TREASURY 3.875 08/15/2033 | 45,000.00 | 09/25/2023<br>4.52% | 42,714.84<br>43,122.38 | 98.48<br>4.10% | 44,314.45<br>655.11 | 1.95%<br>1,192.07 | Aa1/AA+<br>AA+ | 8.13<br>6.80 |
| 91282CKQ3 | UNITED STATES TREASURY 4.375 05/15/2034 | 45,000.00 | 05/29/2024<br>4.60% | 44,194.92<br>44,282.80 | 101.56<br>4.16% | 45,701.37<br>251.44 | 2.01%<br>1,418.57 | Aa1/AA+<br>AA+ | 8.87<br>7.27 |
| **Total US Treasury** | | **900,000.00** | **4.03%** | **863,094.14**<br>**873,904.44** | **97.70**<br>**3.86%** | **877,855.86**<br>**6,660.75** | **38.65%**<br>**3,951.42** | | **5.41**<br>**4.79** |
| **Total Portfolio** | | **2,302,524.85** | **4.31%** | **2,223,285.51**<br>**2,255,328.46** | **98.24**<br>**4.03%** | **2,271,548.17**<br>**18,757.60** | **100.00%**<br>**16,219.70** | | **4.18**<br>**3.62** |
| **Total Market Value + Accrued** | | | | | | **2,290,305.76** | | | |

| Cusip | Security Description | Par Value/ Units | Purchase Date Purchase Yield | Cost Value Book Value | Mkt Price Mkt YTM | Market Value Accrued Int. | % of Port. Gain/Loss | Moody's/ S&P/ Fitch | Maturity Duration |
|---|---|---|---|---|---|---|---|---|---|
| **ABS** | | | | | | | | | |
| 47800BAC2 | JDOT 2022-C A3 5.09 06/15/2027 | 69,314.11 | 10/12/2022<br>5.15% | 69,308.73<br>69,311.98 | 100.27<br>4.59% | 69,500.09<br>156.80 | 0.58%<br>188.11 | Aaa/NA<br>AAA | 1.96<br>0.48 |
| 36271VAD9 | GMALT 2025-1 A3 4.66<br>02/21/2028 | 50,000.00 | 02/05/2025<br>4.66% | 49,994.10<br>49,994.84 | 100.67<br>4.25% | 50,333.32<br>71.19 | 0.42%<br>338.48 | NA/AAA<br>AAA | 2.65<br>1.45 |
| 362962AD4 | GMALT 2025-2 A3 4.58<br>05/22/2028 | 55,000.00 | 05/20/2025<br>4.84% | 54,999.09<br>54,999.12 | 100.64<br>4.23% | 55,351.25<br>76.97 | 0.46%<br>352.13 | NA/AAA<br>AAA | 2.90<br>1.62 |
| 43814VAC1 | HAROT 2025-1 A3 4.57<br>09/21/2029 | 90,000.00 | 02/04/2025<br>4.57% | 89,997.23<br>89,997.46 | 100.97<br>4.09% | 90,869.79<br>114.25 | 0.76%<br>872.33 | NA/AAA<br>AAA | 4.23<br>1.82 |
| 096924AD7 | BMWOT 2025-A A3 4.56<br>09/25/2029 | 75,000.00 | 02/04/2025<br>4.56% | 74,992.61<br>74,993.22 | 100.86<br>4.09% | 75,642.20<br>57.00 | 0.63%<br>648.98 | Aaa/AAA<br>NA | 4.24<br>1.65 |
| 437921AD1 | HAROT 252 A3 4.15 10/15/2029 | 35,000.00 | 04/29/2025<br>4.15% | 34,996.09<br>34,996.22 | 100.20<br>4.09% | 35,069.41<br>64.56 | 0.29%<br>73.19 | Aaa/NA<br>AAA | 4.29<br>2.14 |
| 362549AD9 | GMCAR 2025-2 A3 4.28<br>04/16/2030 | 30,000.00 | 05/06/2025<br>4.71% | 29,995.58<br>29,995.70 | 100.54<br>4.07% | 30,161.44<br>53.50 | 0.25%<br>165.74 | Aaa/AAA<br>NA | 4.79<br>2.14 |
| 92970QAJ4 | WFCIT 2025-1 A 4.34 05/15/2030 | 95,000.00 | 06/03/2025<br>4.33% | 94,998.42<br>94,998.44 | 100.78<br>4.09% | 95,744.02<br>240.51 | 0.80%<br>745.58 | NA/AAA<br>AAA | 4.87<br>2.65 |
| **Total ABS** | | **499,314.11** | **4.62%** | **499,281.85**<br>**499,286.98** | **100.67**<br>**4.19%** | **502,671.51**<br>**834.78** | **4.20%**<br>**3,384.53** | | **3.77**<br>**1.75** |
| **AGENCY** | | | | | | | | | |
| 3135G05X7 | FEDERAL NATIONAL MORTGAGE ASSOCIATION 0.375 08/25/2025 | 400,000.00 | 02/17/2021<br>0.52% | 397,359.20<br>399,911.92 | 99.39<br>4.48% | 397,548.40<br>525.00 | 3.32%<br>(2,363.52) | Aa1/AA+<br>AA+ | 0.15<br>0.15 |
| 3133EPZY4 | FEDERAL FARM CREDIT BANKS FUNDING CORP 5.0 07/30/2026 | 150,000.00 | 10/30/2023<br>5.01% | 149,938.50<br>149,975.84 | 100.85<br>4.18% | 151,274.68<br>3,145.83 | 1.26%<br>1,298.84 | Aa1/AA+<br>AA+ | 1.08<br>1.02 |
| 3133EPDJ1 | FEDERAL FARM CREDIT BANKS FUNDING CORP 4.375 09/15/2027 | 150,000.00 | 03/28/2023<br>3.90% | 152,874.00<br>151,420.26 | 101.10<br>3.85% | 151,648.10<br>1,932.29 | 1.27%<br>227.84 | Aa1/AA+<br>AA+ | 2.21<br>2.06 |
| 3130ATUS4 | FEDERAL HOME LOAN BANKS 4.25 12/10/2027 | 400,000.00 | 12/22/2022<br>3.88% | 406,616.00<br>403,262.28 | 101.10<br>3.77% | 404,413.02<br>991.67 | 3.38%<br>1,150.74 | Aa1/AA+<br>AA+ | 2.45<br>2.30 |
| 3130ATS57 | FEDERAL HOME LOAN BANKS 4.5 03/10/2028 | 150,000.00 | 02/24/2023<br>4.32% | 151,242.00<br>150,664.25 | 101.97<br>3.72% | 152,953.96<br>2,081.25 | 1.28%<br>2,289.71 | Aa1/AA+<br>AA+ | 2.70<br>2.49 |
| 880591EZ1 | TENNESSEE VALLEY AUTHORITY 3.875 03/15/2028 | 155,000.00 | 03/30/2023<br>3.97% | 154,319.55<br>154,628.78 | 100.30<br>3.76% | 155,467.17<br>1,768.51 | 1.30%<br>838.40 | Aa1/AA+<br>AA+ | 2.71<br>2.52 |

| Cusip | Security Description | Par Value/ Units | Purchase Date Purchase Yield | Cost Value Book Value | Mkt Price Mkt YTM | Market Value Accrued Int. | % of Port. Gain/Loss | Moody's/ S&P/ Fitch | Maturity Duration |
|---|---|---|---|---|---|---|---|---|---|
| 3130AWTR1 | FEDERAL HOME LOAN BANKS 4.375 09/08/2028 | 140,000.00 | 09/25/2023<br>4.68% | 138,147.80<br>138,807.18 | 101.97<br>3.71% | 142,752.33<br>1,922.57 | 1.19%<br>3,945.15 | Aa1/AA+<br>AA+ | 3.19<br>2.92 |
| 3130AXQK7 | FEDERAL HOME LOAN BANKS 4.75 12/08/2028 | 155,000.00 | 01/29/2024<br>4.05% | 159,701.15<br>158,328.44 | 102.89<br>3.84% | 159,478.56<br>470.38 | 1.33%<br>1,150.13 | Aa1/AA+<br>AA+ | 3.44<br>3.15 |
| 3130B1BC0 | FEDERAL HOME LOAN BANKS 4.625 06/08/2029 | 220,000.00 | 07/30/2024<br>4.10% | 225,020.40<br>224,071.82 | 103.12<br>3.76% | 226,859.29<br>650.07 | 1.89%<br>2,787.47 | Aa1/AA+<br>AA+ | 3.94<br>3.57 |
| 3130AGUW3 | FEDERAL HOME LOAN BANKS 2.125 09/14/2029 | 125,000.00 | 07/28/2023<br>4.32% | 110,350.00<br>114,940.81 | 93.06<br>3.93% | 116,330.50<br>789.50 | 0.97%<br>1,389.69 | Aa1/AA+<br>AA+ | 4.21<br>3.93 |
| 3133EN7B0 | FEDERAL FARM CREDIT BANKS FUNDING CORP 3.75 01/25/2030 | 150,000.00 | 02/27/2023<br>4.36% | 144,549.00<br>146,394.09 | 99.58<br>3.85% | 149,368.41<br>2,437.50 | 1.25%<br>2,974.32 | Aa1/AA+<br>AA+ | 4.57<br>4.09 |
| 3133ENGS3 | FEDERAL FARM CREDIT BANKS FUNDING CORP 1.625 12/09/2031 | 150,000.00 | 02/27/2023<br>4.33% | 120,642.00<br>128,462.25 | 85.78<br>4.17% | 128,662.79<br>148.96 | 1.07%<br>200.54 | Aa1/AA+<br>AA+ | 6.44<br>5.98 |
| 3133END64 | FEDERAL FARM CREDIT BANKS FUNDING CORP 3.25 07/28/2032 | 150,000.00 | 10/30/2023<br>5.25% | 129,204.00<br>133,170.42 | 94.49<br>4.16% | 141,730.14<br>2,071.88 | 1.18%<br>8,559.72 | Aa1/AA+<br>AA+ | 7.08<br>6.13 |
| 3133EPCJ2 | FEDERAL FARM CREDIT BANKS FUNDING CORP 4.375 03/03/2033 | 150,000.00 | 03/28/2023<br>4.17% | 152,479.50<br>151,915.51 | 100.12<br>4.36% | 150,180.47<br>2,151.04 | 1.25%<br>(1,735.04) | Aa1/AA+<br>AA+ | 7.67<br>6.37 |
| 3130AV4X7 | FEDERAL HOME LOAN BANKS 4.375 03/11/2033 | 135,000.00 | 04/27/2023<br>4.11% | 137,884.95<br>137,248.74 | 100.94<br>4.23% | 136,275.24<br>1,804.69 | 1.14%<br>(973.50) | Aa1/AA+<br>AA+ | 7.70<br>6.40 |
| 3130AVWG3 | FEDERAL HOME LOAN BANKS 4.0 06/10/2033 | 125,000.00 | 07/28/2023<br>4.45% | 120,507.50<br>121,381.80 | 97.57<br>4.37% | 121,959.42<br>291.67 | 1.02%<br>577.62 | Aa1/AA+<br>AA+ | 7.94<br>6.70 |
| 880591FB3 | TENNESSEE VALLEY AUTHORITY 4.375 08/01/2034 | 225,000.00 | 08/29/2024<br>4.24% | 227,493.00<br>227,283.13 | 99.35<br>4.46% | 223,539.12<br>4,101.56 | 1.87%<br>(3,744.01) | Aa1/AA+<br>AA+ | 9.09<br>7.29 |
| **Total Agency** | | **3,130,000.00** | **3.79%** | **3,078,328.55**<br>**3,091,867.51** | **99.52**<br>**4.05%** | **3,110,441.61**<br>**27,284.36** | **25.96%**<br>**18,574.09** | | **4.01**<br>**3.52** |
| **AGENCY CMBS** | | | | | | | | | |
| 3137FEZU7 | FHMS K-076 A2 3.9 04/25/2028 | 275,000.00 | 06/12/2025<br>4.16% | 272,701.17<br>272,732.75 | 99.56<br>4.00% | 273,791.38<br>893.75 | 2.28%<br>1,058.62 | Aa1/AA+<br>AAA | 2.82<br>2.54 |
| 3137FJXV6 | FHMS K-083 A2 4.05 09/25/2028 | 235,000.00 | 05/28/2025<br>4.31% | 232,778.51<br>232,838.25 | 99.94<br>4.02% | 234,850.94<br>793.13 | 1.96%<br>2,012.69 | Aa1/AA+<br>AAA | 3.24<br>2.96 |
| **Total Agency CMBS** | | **510,000.00** | **4.23%** | **505,479.68**<br>**505,571.00** | **99.73**<br>**4.01%** | **508,642.31**<br>**1,686.88** | **4.24%**<br>**3,071.31** | | **3.01**<br>**2.74** |

| Cusip | Security Description | Par Value/ Units | Purchase Date Purchase Yield | Cost Value Book Value | Mkt Price Mkt YTM | Market Value Accrued Int. | % of Port. Gain/Loss | Moody's/ S&P/ Fitch | Maturity Duration |
|---|---|---|---|---|---|---|---|---|---|
| **AGENCY MBS** | | | | | | | | | |
| 3138YDAS8 | FN AY0016 2.5 01/01/2030 | 5,993.48 | 09/01/2015<br>2.16% | 6,095.32<br>6,023.95 | 96.91<br>4.15% | 5,808.42<br>12.49 | 0.05%<br>(215.53) | Aa1/AA+<br>AA+ | 4.51<br>1.80 |
| 31307PEF2 | FH J32834 2.5 09/01/2030 | 7,824.98 | 10/14/2015<br>2.08% | 8,014.39<br>7,888.13 | 96.48<br>4.29% | 7,549.68<br>16.30 | 0.06%<br>(338.45) | Aa1/AA+<br>AA+ | 5.17<br>1.94 |
| 31307PNB1 | FH J33086 3.0 11/01/2030 | 8,346.33 | 11/12/2015<br>2.38% | 8,629.26<br>8,442.07 | 97.81<br>4.10% | 8,163.18<br>20.87 | 0.07%<br>(278.89) | Aa1/AA+<br>AA+ | 5.34<br>1.92 |
| **Total Agency MBS** | | **22,164.79** | **2.22%** | **22,738.97**<br>**22,354.15** | **97.10**<br>**4.18%** | **21,521.28**<br>**49.65** | **0.18%**<br>**(832.87)** | | **5.06**<br>**1.89** |
| **CASH** | | | | | | | | | |
| CCYUSD | Receivable | 208.31 | -- | 208.31<br>208.31 | 1.00<br>0.00% | 208.31<br>0.00 | 0.00%<br>0.00 | Aaa/AAA<br>AAA | 0.00<br>0.00 |
| **Total Cash** | | **208.31** | | **208.31**<br>**208.31** | **1.00**<br>**0.00%** | **208.31**<br>**0.00** | **0.00%**<br>**0.00** | | **0.00**<br>**0.00** |
| **CORPORATE** | | | | | | | | | |
| 023135BX3 | AMAZON.COM INC 1.0 05/12/2026 | 100,000.00 | 02/24/2023<br>4.91% | 88,534.00<br>96,910.36 | 97.38<br>4.11% | 97,382.42<br>136.11 | 0.81%<br>472.06 | A1/AA<br>AA- | 0.87<br>0.84 |
| 02665WDZ1 | AMERICAN HONDA FINANCE CORP 1.3 09/09/2026 | 225,000.00 | 05/02/2022<br>3.60% | 204,063.75<br>219,268.55 | 96.45<br>4.39% | 217,019.49<br>910.00 | 1.81%<br>(2,249.06) | A3/A-<br>A | 1.19<br>1.15 |
| 26444HAC5 | DUKE ENERGY FLORIDA LLC 3.2 01/15/2027 | 150,000.00 | --<br>5.03% | 143,059.50<br>146,089.83 | 98.71<br>4.07% | 148,064.05<br>2,213.33 | 1.24%<br>1,974.23 | A1/A<br>NA | 1.54<br>1.46 |
| 808513BY0 | CHARLES SCHWAB CORP 2.45 03/03/2027 | 100,000.00 | 02/24/2023<br>5.03% | 90,744.00<br>96,143.33 | 97.18<br>4.21% | 97,182.36<br>803.06 | 0.81%<br>1,039.03 | A2/A-<br>A | 1.67<br>1.60 |
| 89236TJZ9 | TOYOTA MOTOR CREDIT CORP 3.05 03/22/2027 | 150,000.00 | --<br>5.04% | 140,233.00<br>145,336.19 | 98.14<br>4.18% | 147,206.24<br>1,258.13 | 1.23%<br>1,870.04 | A1/A+<br>A+ | 1.73<br>1.65 |
| 46647PCB0 | JPMORGAN CHASE & CO 1.578 04/22/2027 | 150,000.00 | --<br>5.79% | 134,920.00<br>145,519.41 | 97.68<br>4.95% | 146,523.81<br>453.68 | 1.22%<br>1,004.40 | A1/A<br>AA- | 1.81<br>0.79 |
| 665859AW4 | NORTHERN TRUST CORP 4.0 05/10/2027 | 250,000.00 | 06/27/2022<br>3.98% | 250,232.50<br>250,086.46 | 99.88<br>4.07% | 249,694.25<br>1,416.67 | 2.08%<br>(392.21) | A2/A+<br>A+ | 1.86<br>1.76 |
| 91324PEG3 | UNITEDHEALTH GROUP INC 3.7 05/15/2027 | 150,000.00 | --<br>4.96% | 143,654.00<br>146,814.85 | 99.09<br>4.21% | 148,633.10<br>709.17 | 1.24%<br>1,818.25 | A2/A+<br>A | 1.87<br>1.78 |

| Cusip | Security Description | Par Value/ Units | Purchase Date Purchase Yield | Cost Value Book Value | Mkt Price Mkt YTM | Market Value Accrued Int. | % of Port. Gain/Loss | Moody's/ S&P/ Fitch | Maturity Duration |
|---|---|---|---|---|---|---|---|---|---|
| 927804GH1 | VIRGINIA ELECTRIC AND POWER CO 3.75 05/15/2027 | 150,000.00 | -- 5.05% | 144,529.00 146,659.21 | 99.27 4.16% | 148,903.40 718.75 | 1.24% 2,244.19 | A3/BBB+ A | 1.87 1.78 |
| 24422EWR6 | JOHN DEERE CAPITAL CORP 4.75 01/20/2028 | 150,000.00 | -- 4.93% | 149,013.00 149,390.14 | 101.58 4.09% | 152,372.07 3,186.46 | 1.27% 2,981.93 | A1/A A+ | 2.56 2.34 |
| 69371RS80 | PACCAR FINANCIAL CORP 4.6 01/31/2029 | 140,000.00 | -- 4.68% | 139,587.80 139,666.68 | 101.37 4.18% | 141,914.54 2,701.22 | 1.18% 2,247.86 | A1/A+ NA | 3.59 3.22 |
| 61747YFA8 | MORGAN STANLEY 5.123 02/01/2029 | 150,000.00 | 03/28/2025 4.64% | 151,897.50 151,729.16 | 101.75 4.86% | 152,618.28 3,201.88 | 1.27% 889.12 | A1/A- A+ | 3.59 2.35 |
| 17275RBR2 | CISCO SYSTEMS INC 4.85 02/26/2029 | 150,000.00 | -- 4.91% | 149,610.50 149,697.49 | 102.48 4.11% | 153,716.18 2,526.04 | 1.28% 4,018.70 | A1/AA- NA | 3.66 3.21 |
| 14913UAJ9 | CATERPILLAR FINANCIAL SERVICES CORP 4.85 02/27/2029 | 150,000.00 | 05/29/2025 4.40% | 152,280.00 152,226.71 | 102.30 4.16% | 153,457.19 2,505.83 | 1.28% 1,230.49 | A2/A A+ | 3.66 3.28 |
| 09290DAA9 | BLACKROCK INC 4.7 03/14/2029 | 150,000.00 | -- 4.78% | 149,495.50 149,603.84 | 102.12 4.08% | 153,173.90 2,095.42 | 1.28% 3,570.05 | Aa3/AA- NA | 3.70 3.26 |
| 437076DC3 | HOME DEPOT INC 4.75 06/25/2029 | 150,000.00 | 07/30/2024 4.58% | 151,063.50 150,860.96 | 102.07 4.18% | 153,109.89 118.75 | 1.28% 2,248.94 | A2/A A | 3.99 3.53 |
| 171239AL0 | CHUBB INA HOLDINGS LLC 4.65 08/15/2029 | 150,000.00 | 10/30/2024 4.52% | 150,816.00 150,700.58 | 101.70 4.19% | 152,556.54 2,635.00 | 1.27% 1,855.95 | A2/A A | 4.13 3.59 |
| 931142FN8 | WALMART INC 4.35 04/28/2030 | 150,000.00 | 04/29/2025 4.13% | 151,464.00 151,413.38 | 101.15 4.09% | 151,717.51 1,141.88 | 1.27% 304.14 | Aa2/AA AA | 4.83 4.22 |
| **Total Corporate** | | **2,765,000.00** | **4.65%** | **2,685,197.55 2,738,117.12** | **100.05 4.24%** | **2,765,245.22 28,731.36** | **23.08% 27,128.10** | | **2.67 2.32** |
| **MONEY MARKET FUND** | | | | | | | | | |
| 31846V203 | FIRST AMER:GVT OBLG Y | 29,527.93 | -- 3.96% | 29,527.93 29,527.93 | 1.00 3.96% | 29,527.93 0.00 | 0.25% 0.00 | Aaa/AAAm AAA | 0.00 0.00 |
| **Total Money Market Fund** | | **29,527.93** | **3.96%** | **29,527.93 29,527.93** | **1.00 3.96%** | **29,527.93 0.00** | **0.25% 0.00** | | **0.00 0.00** |
| **US TREASURY** | | | | | | | | | |
| 91282CEF4 | UNITED STATES TREASURY 2.5 03/31/2027 | 275,000.00 | -- 3.64% | 261,744.14 269,948.66 | 97.86 3.77% | 269,124.02 1,728.14 | 2.25% (824.63) | Aa1/AA+ AA+ | 1.75 1.68 |

| Cusip | Security Description | Par Value/ Units | Purchase Date Purchase Yield | Cost Value Book Value | Mkt Price Mkt YTM | Market Value Accrued Int. | % of Port. Gain/Loss | Moody's/ S&P/ Fitch | Maturity Duration |
|---|---|---|---|---|---|---|---|---|---|
| 91282CFM8 | UNITED STATES TREASURY 4.125 09/30/2027 | 165,000.00 | -- 4.51% | 162,990.86 163,671.95 | 100.91 3.70% | 166,501.76 1,710.86 | 1.39% 2,829.80 | Aa1/AA+ AA+ | 2.25 2.11 |
| 91282CHE4 | UNITED STATES TREASURY 3.625 05/31/2028 | 145,000.00 | 05/29/2024 4.69% | 139,443.55 140,952.38 | 99.79 3.70% | 144,694.14 445.20 | 1.21% 3,741.76 | Aa1/AA+ AA+ | 2.92 2.73 |
| 9128284V9 | UNITED STATES TREASURY 2.875 08/15/2028 | 200,000.00 | -- 4.00% | 190,389.27 193,676.54 | 97.54 3.72% | 195,078.12 2,160.22 | 1.63% 1,401.58 | Aa1/AA+ AA+ | 3.13 2.92 |
| 9128285M8 | UNITED STATES TREASURY 3.125 11/15/2028 | 250,000.00 | -- 4.34% | 236,251.95 240,908.91 | 98.13 3.72% | 245,332.03 997.79 | 2.05% 4,423.12 | Aa1/AA+ AA+ | 3.38 3.15 |
| 912810FG8 | UNITED STATES TREASURY 5.25 02/15/2029 | 205,000.00 | 05/29/2024 4.51% | 211,326.17 209,867.70 | 105.43 3.64% | 216,130.86 4,043.37 | 1.80% 6,263.16 | Aa1/AA+ AA+ | 3.63 3.24 |
| 9128286B1 | UNITED STATES TREASURY 2.625 02/15/2029 | 250,000.00 | 10/31/2024 4.22% | 234,453.13 236,862.50 | 96.30 3.72% | 240,751.95 2,465.47 | 2.01% 3,889.45 | Aa1/AA+ AA+ | 3.63 3.38 |
| 91282CFJ5 | UNITED STATES TREASURY 3.125 08/31/2029 | 190,000.00 | -- 3.85% | 182,715.23 184,953.93 | 97.59 3.76% | 185,413.28 1,984.54 | 1.55% 459.35 | Aa1/AA+ AA+ | 4.17 3.82 |
| 91282CFL0 | UNITED STATES TREASURY 3.875 09/30/2029 | 220,000.00 | -- 3.97% | 219,357.81 219,223.14 | 100.46 3.76% | 221,014.06 2,142.90 | 1.84% 1,790.92 | Aa1/AA+ AA+ | 4.25 3.85 |
| 91282CFT3 | UNITED STATES TREASURY 4.0 10/31/2029 | 220,000.00 | -- 4.28% | 216,925.78 217,685.37 | 100.95 3.76% | 222,096.88 1,482.61 | 1.85% 4,411.51 | Aa1/AA+ AA+ | 4.34 3.92 |
| 912828YS3 | UNITED STATES TREASURY 1.75 11/15/2029 | 170,000.00 | 10/30/2023 4.82% | 142,906.25 150,382.50 | 92.09 3.73% | 156,546.09 379.96 | 1.31% 6,163.59 | Aa1/AA+ AA+ | 4.38 4.13 |
| 91282CGQ8 | UNITED STATES TREASURY 4.0 02/28/2030 | 220,000.00 | -- 4.02% | 220,296.88 219,854.07 | 100.97 3.77% | 222,139.84 2,941.30 | 1.85% 2,285.77 | Aa1/AA+ AA+ | 4.67 4.17 |
| 91282CGS4 | UNITED STATES TREASURY 3.625 03/31/2030 | 240,000.00 | 04/29/2025 3.80% | 238,143.75 238,207.83 | 99.29 3.79% | 238,284.37 2,186.89 | 1.99% 76.54 | Aa1/AA+ AA+ | 4.75 4.28 |
| 91282CHF1 | UNITED STATES TREASURY 3.75 05/31/2030 | 235,000.00 | 11/26/2024 4.24% | 229,437.11 230,034.62 | 99.78 3.80% | 234,476.76 746.41 | 1.96% 4,442.14 | Aa1/AA+ AA+ | 4.92 4.44 |
| 91282CAV3 | UNITED STATES TREASURY 0.875 11/15/2030 | 150,000.00 | 02/27/2023 3.94% | 119,683.59 128,874.29 | 85.78 3.83% | 128,666.02 167.63 | 1.07% (208.28) | Aa1/AA+ AA+ | 5.38 5.14 |
| 912810FP8 | UNITED STATES TREASURY 5.375 02/15/2031 | 200,000.00 | 11/29/2023 4.23% | 214,132.81 211,026.17 | 107.56 3.87% | 215,125.00 4,038.67 | 1.80% 4,098.83 | Aa1/AA+ AA+ | 5.63 4.78 |
| 91282CKN0 | UNITED STATES TREASURY 4.625 04/30/2031 | 215,000.00 | 05/31/2024 4.52% | 216,268.17 216,069.28 | 103.83 3.88% | 223,230.47 1,675.31 | 1.86% 7,161.19 | Aa1/AA+ AA+ | 5.83 5.06 |
| 91282CEP2 | UNITED STATES TREASURY 2.875 05/15/2032 | 190,000.00 | -- 3.78% | 177,392.97 180,080.26 | 93.30 4.00% | 177,278.91 697.66 | 1.48% (2,801.35) | Aa1/AA+ AA+ | 6.88 6.11 |

# HOLDINGS REPORT

MCWD Long Term Reserves | Account #11043 | As of June 30, 2025

| Cusip | Security Description | Par Value/ Units | Purchase Date Purchase Yield | Cost Value Book Value | Mkt Price Mkt YTM | Market Value Accrued Int. | % of Port. Gain/Loss | Moody's/ S&P/ Fitch | Maturity Duration |
|---|---|---|---|---|---|---|---|---|---|
| 91282CFF3 | UNITED STATES TREASURY 2.75 08/15/2032 | 250,000.00 | 10/31/2024<br>4.30% | 224,638.67<br>226,804.86 | 92.25<br>4.01% | 230,625.00<br>2,582.87 | 1.92%<br>3,820.14 | Aa1/AA+<br>AA+ | 7.13<br>6.29 |
| 91282CFV8 | UNITED STATES TREASURY 4.125 11/15/2032 | 220,000.00 | 05/29/2024<br>4.61% | 212,540.63<br>213,498.69 | 100.69<br>4.02% | 221,521.09<br>1,159.04 | 1.85%<br>8,022.40 | Aa1/AA+<br>AA+ | 7.38<br>6.28 |
| 91282CGM7 | UNITED STATES TREASURY 3.5 02/15/2033 | 220,000.00 | --<br>3.80% | 215,178.90<br>215,844.94 | 96.40<br>4.05% | 212,076.56<br>2,892.82 | 1.77%<br>(3,768.38) | Aa1/AA+<br>AA+ | 7.63<br>6.52 |
| 91282CHC8 | UNITED STATES TREASURY 3.375 05/15/2033 | 250,000.00 | --<br>4.52% | 228,316.41<br>231,766.12 | 95.32<br>4.07% | 238,310.55<br>1,077.62 | 1.99%<br>6,544.43 | Aa1/AA+<br>AA+ | 7.87<br>6.78 |
| 91282CHT1 | UNITED STATES TREASURY 3.875 08/15/2033 | 225,000.00 | --<br>4.46% | 214,743.16<br>216,408.90 | 98.48<br>4.10% | 221,572.26<br>3,275.55 | 1.85%<br>5,163.37 | Aa1/AA+<br>AA+ | 8.13<br>6.80 |
| 91282CKQ3 | UNITED STATES TREASURY 4.375 05/15/2034 | 215,000.00 | 05/29/2024<br>4.60% | 211,153.51<br>211,573.38 | 101.56<br>4.16% | 218,350.98<br>1,201.34 | 1.82%<br>6,777.60 | Aa1/AA+<br>AA+ | 8.87<br>7.27 |
| **Total US Treasury** | | **5,120,000.00** | **4.23%** | **4,920,430.71**<br>**4,968,176.99** | **98.70**<br>**3.85%** | **5,044,341.02**<br>**44,184.17** | **42.10%**<br>**76,164.02** | | **5.15**<br>**4.55** |
| **Total Portfolio** | | **12,076,215.14** | **4.22%** | **11,741,193.55**<br>**11,855,110.00** | **99.11**<br>**4.01%** | **11,982,599.18**<br>**102,771.19** | **100.00%**<br>**127,489.19** | | **4.12**<br>**3.56** |
| **Total Market Value + Accrued** | | | | | | **12,085,370.38** | | | |

CHANDLER ASSET MANAGEMENT

# TRANSACTIONS

# TRANSACTION LEDGER

Mammoth Community Water District | Account #10652|04/01/2025 Through 06/30/2025|

| Transaction Type | Settlement Date | CUSIP | Quantity | Security Description | Price | Acq/Disp Yield | Amount | Interest Pur/Sold | Total Amount | Gain/Loss |
|---|---|---|---|---|---|---|---|---|---|---|
| **ACQUISITIONS** | | | | | | | | | | |
| Purchase | 05/14/2025 | 362549AD9 | 50,000.00 | GMCAR 2025-2 A3 4.28 04/16/2030 | 99.985 | 4.71% | (49,992.64) | 0.00 | (49,992.64) | 0.00 |
| Purchase | 05/21/2025 | 58768YAD7 | 110,000.00 | MBALT 2025-A A3 4.61 04/16/2029 | 99.988 | 4.66% | (109,986.59) | 0.00 | (109,986.59) | 0.00 |
| Purchase | 05/29/2025 | 362962AD4 | 100,000.00 | GMALT 2025-2 A3 4.58 05/20/2028 | 99.998 | 4.84% | (99,998.34) | 0.00 | (99,998.34) | 0.00 |
| Purchase | 05/29/2025 | 89236TGY5 | 275,000.00 | TOYOTA MOTOR CREDIT CORP 3.375 04/01/2030 | 94.378 | 4.69% | (259,539.50) | (1,495.31) | (261,034.81) | 0.00 |
| Purchase | 05/29/2025 | 02079KAK3 | 275,000.00 | ALPHABET INC 4.0 05/15/2030 | 98.549 | 4.33% | (271,009.75) | (855.56) | (271,865.31) | 0.00 |
| Purchase | 06/16/2025 | 3137FPJG1 | 160,000.00 | FHMS K-099 A2 2.595 09/25/2029 | 93.520 | 4.29% | (149,631.25) | (173.00) | (149,804.25) | 0.00 |
| Purchase | 06/17/2025 | 06406RBV8 | 275,000.00 | BANK OF NEW YORK MELLON CORP 4.975 03/14/2030 | 101.640 | 4.49% | (279,510.00) | (3,534.32) | (283,044.32) | 0.00 |
| Purchase | 06/17/2025 | 96130AB31 | 375,000.00 | Westpac Banking Corporation - New York Branch 4.39 03/11/2026 | 100.041 | 4.33% | (375,153.15) | (274.38) | (375,427.53) | 0.00 |
| **Total Purchase** | | | **1,620,000.00** | | | | **(1,594,821.22)** | **(6,332.57)** | **(1,601,153.79)** | **0.00** |
| **TOTAL ACQUISITIONS** | | | **1,620,000.00** | | | | **(1,594,821.22)** | **(6,332.57)** | **(1,601,153.79)** | **0.00** |
| **DISPOSITIONS** | | | | | | | | | | |
| Maturity | 05/08/2025 | 912797NE3 | (500,000.00) | UNITED STATES TREASURY 05/08/2025 | 100.000 | 4.48% | 500,000.00 | 0.00 | 500,000.00 | 0.00 |
| Maturity | 06/06/2025 | 24422EWF2 | (60,000.00) | JOHN DEERE CAPITAL CORP 3.4 06/06/2025 | 100.000 | 3.41% | 60,000.00 | 0.00 | 60,000.00 | 0.00 |
| Maturity | 06/17/2025 | 3135G04Z3 | (385,000.00) | FEDERAL NATIONAL MORTGAGE ASSOCIATION 0.5 06/17/2025 | 100.000 | 0.47% | 385,000.00 | 0.00 | 385,000.00 | 0.00 |
| **Total Maturity** | | | **(945,000.00)** | | | | **945,000.00** | **0.00** | **945,000.00** | **0.00** |
| Sale | 05/29/2025 | 91282CHU8 | (200,000.00) | UNITED STATES TREASURY 4.375 08/15/2026 | 100.277 | 4.37% | 200,554.69 | 2,489.64 | 203,044.33 | 536.30 |

## TRANSACTION LEDGER

Mammoth Community Water District | Account #10652|04/01/2025 Through 06/30/2025|

| Transaction Type | Settlement Date | CUSIP | Quantity | Security Description | Price | Acq/Disp Yield | Amount | Interest Pur/Sold | Total Amount | Gain/Loss |
|---|---|---|---|---|---|---|---|---|---|---|
| Sale | 06/13/2025 | 9128283W8 | (320,000.00) | UNITED STATES TREASURY 2.75 02/15/2028 | 97.129 | 3.60% | 310,812.50 | 2,868.51 | 313,681.01 | (2,586.90) |
| **Total Sale** | | | **(520,000.00)** | | | | **511,367.19** | **5,358.15** | **516,725.34** | **(2,050.60)** |
| **TOTAL DISPOSITIONS** | | | **(1,465,000.00)** | | | | **1,456,367.19** | **5,358.15** | **1,461,725.34** | **(2,050.60)** |

## TRANSACTION LEDGER

MCWD LADWP Settlement Fund | Account #10992|04/01/2025 Through 06/30/2025|

| Transaction Type | Settlement Date | CUSIP | Quantity | Security Description | Price | Acq/Disp Yield | Amount | Interest Pur/Sold | Total Amount | Gain/Loss |
|---|---|---|---|---|---|---|---|---|---|---|
| **ACQUISITIONS** | | | | | | | | | | |
| Purchase | 04/30/2025 | 931142FN8 | 30,000.00 | WALMART INC 4.35 04/28/2030 | 100.976 | 4.13% | (30,292.80) | (7.25) | (30,300.05) | 0.00 |
| Purchase | 04/30/2025 | 91282CGS4 | 45,000.00 | UNITED STATES TREASURY 3.625 03/31/2030 | 99.227 | 3.80% | (44,651.95) | (133.71) | (44,785.66) | 0.00 |
| Purchase | 05/08/2025 | 437921AD1 | 5,000.00 | 4.65 10/15/2029 | 99.989 | 4.65% | (4,999.44) | 0.00 | (4,999.44) | 0.00 |
| Purchase | 05/08/2025 | 437921AD1 | (5,000.00) | HAROT 252 A3 4.15 10/15/2029 | 99.989 | 4.15% | 4,999.44 | 0.00 | 0.00 | 0.00 |
| Purchase | 05/08/2025 | 437921AD1 | 5,000.00 | HAROT 252 A3 4.15 10/15/2029 | 99.989 | 4.15% | (4,999.44) | 0.00 | 0.00 | 0.00 |
| Purchase | 05/14/2025 | 362549AD9 | 5,000.00 | GMCAR 2025-2 A3 4.28 04/16/2030 | 99.985 | 4.71% | (4,999.26) | 0.00 | (4,999.26) | 0.00 |
| Purchase | 05/29/2025 | 362962AD4 | 10,000.00 | GMALT 2025-2 A3 4.58 05/20/2028 | 99.998 | 4.84% | (9,999.83) | 0.00 | (9,999.83) | 0.00 |
| Purchase | 05/29/2025 | 91282CGQ8 | 45,000.00 | UNITED STATES TREASURY 4.0 02/28/2030 | 99.793 | 4.05% | (44,906.84) | (440.22) | (45,347.06) | 0.00 |
| Purchase | 05/30/2025 | 3137FJXV6 | 45,000.00 | FHMS K-083 A2 4.05 09/25/2028 | 99.055 | 4.31% | (44,574.61) | (146.81) | (44,721.42) | 0.00 |
| Purchase | 06/10/2025 | 92970QAJ4 | 20,000.00 | WFCIT 2025-1 A 4.34 05/15/2030 | 99.998 | 4.33% | (19,999.67) | 0.00 | (19,999.67) | 0.00 |
| Purchase | 06/17/2025 | 3137FEZU7 | 50,000.00 | FHMS K-076 A2 3.9 04/25/2028 | 99.164 | 4.16% | (49,582.03) | (86.67) | (49,668.70) | 0.00 |
| Purchase | 06/30/2025 | 91282CLM1 | 50,000.00 | UNITED STATES TREASURY 3.625 09/30/2031 | 98.234 | 3.95% | (49,117.19) | (450.65) | (49,567.84) | 0.00 |
| **Total Purchase** | | | **305,000.00** | | | | **(303,123.62)** | **(1,265.31)** | **(304,388.93)** | **0.00** |
| **TOTAL ACQUISITIONS** | | | **305,000.00** | | | | **(303,123.62)** | **(1,265.31)** | **(304,388.93)** | **0.00** |
| **DISPOSITIONS** | | | | | | | | | | |
| Maturity | 04/10/2025 | 912797NB9 | (45,000.00) | UNITED STATES TREASURY 04/10/2025 | 100.000 | 4.31% | 45,000.00 | 0.00 | 45,000.00 | 0.00 |
| Maturity | 06/20/2025 | 3133EPNB7 | (45,000.00) | FEDERAL FARM CREDIT BANKS FUNDING CORP 4.625 06/20/2025 | 100.000 | 4.83% | 45,000.00 | 0.00 | 45,000.00 | 0.00 |

## TRANSACTION LEDGER

MCWD LADWP Settlement Fund | Account #10992|04/01/2025 Through 06/30/2025|

| Transaction Type | Settlement Date | CUSIP | Quantity | Security Description | Price | Acq/Disp Yield | Amount | Interest Pur/Sold | Total Amount | Gain/Loss |
|---|---|---|---|---|---|---|---|---|---|---|
| **Total Maturity** | | | **(90,000.00)** | | | | **90,000.00** | **0.00** | **90,000.00** | **0.00** |
| Sale | 05/08/2025 | 912828X88 | (25,000.00) | UNITED STATES TREASURY 2.375 05/15/2027 | 97.250 | 4.09% | 24,312.50 | 285.39 | 24,597.89 | 98.58 |
| Sale | 05/29/2025 | 3133EPQC2 | (45,000.00) | FEDERAL FARM CREDIT BANKS FUNDING CORP 4.625 07/17/2026 | 100.330 | 4.66% | 45,148.49 | 763.13 | 45,911.62 | 163.47 |
| Sale | 05/29/2025 | 91282CFM8 | (15,000.00) | UNITED STATES TREASURY 4.125 09/30/2027 | 100.355 | 4.12% | 15,053.32 | 99.74 | 15,153.06 | 51.07 |
| Sale | 05/29/2025 | 912828R36 | (15,000.00) | UNITED STATES TREASURY 1.625 05/15/2026 | 97.590 | 3.96% | 14,638.48 | 9.27 | 14,647.75 | (49.28) |
| Sale | 06/13/2025 | 9128283F5 | (45,000.00) | UNITED STATES TREASURY 2.25 11/15/2027 | 96.281 | 3.81% | 43,326.56 | 79.79 | 43,406.35 | (130.86) |
| Sale | 06/13/2025 | 91282CFM8 | (30,000.00) | UNITED STATES TREASURY 4.125 09/30/2027 | 100.574 | 4.12% | 30,172.27 | 250.20 | 30,422.47 | 167.84 |
| **Total Sale** | | | **(175,000.00)** | | | | **172,651.62** | **1,487.52** | **174,139.14** | **300.83** |
| **TOTAL DISPOSITIONS** | | | **(265,000.00)** | | | | **262,651.62** | **1,487.52** | **264,139.14** | **300.83** |

# TRANSACTION LEDGER

MCWD Long Term Reserves | Account #11043|04/01/2025 Through 06/30/2025|

| Transaction Type | Settlement Date | CUSIP | Quantity | Security Description | Price | Acq/Disp Yield | Amount | Interest Pur/Sold | Total Amount | Gain/Loss |
|---|---|---|---|---|---|---|---|---|---|---|
| **ACQUISITIONS** | | | | | | | | | | |
| Purchase | 04/29/2025 | 912797LB1 | 425,000.00 | UNITED STATES TREASURY 05/15/2025 | 99.812 | 4.29% | (424,202.61) | 0.00 | (424,202.61) | 0.00 |
| Purchase | 04/30/2025 | 931142FN8 | 150,000.00 | WALMART INC 4.35 04/28/2030 | 100.976 | 4.13% | (151,464.00) | (36.25) | (151,500.25) | 0.00 |
| Purchase | 04/30/2025 | 91282CGS4 | 240,000.00 | UNITED STATES TREASURY 3.625 03/31/2030 | 99.227 | 3.80% | (238,143.75) | (713.11) | (238,856.86) | 0.00 |
| Purchase | 05/08/2025 | 437921AD1 | 35,000.00 | 4.65 10/15/2029 | 99.989 | 4.65% | (34,996.09) | 0.00 | (34,996.09) | 0.00 |
| Purchase | 05/08/2025 | 437921AD1 | (35,000.00) | HAROT 252 A3 4.15 10/15/2029 | 99.989 | 4.15% | 34,996.09 | 0.00 | 0.00 | 0.00 |
| Purchase | 05/08/2025 | 437921AD1 | 35,000.00 | HAROT 252 A3 4.15 10/15/2029 | 99.989 | 4.15% | (34,996.09) | 0.00 | 0.00 | 0.00 |
| Purchase | 05/14/2025 | 362549AD9 | 30,000.00 | GMCAR 2025-2 A3 4.28 04/16/2030 | 99.985 | 4.71% | (29,995.58) | 0.00 | (29,995.58) | 0.00 |
| Purchase | 05/29/2025 | 362962AD4 | 55,000.00 | GMALT 2025-2 A3 4.58 05/20/2028 | 99.998 | 4.84% | (54,999.09) | 0.00 | (54,999.09) | 0.00 |
| Purchase | 05/30/2025 | 3137FJXV6 | 235,000.00 | FHMS K-083 A2 4.05 09/25/2028 | 99.055 | 4.31% | (232,778.51) | (766.69) | (233,545.20) | 0.00 |
| Purchase | 05/30/2025 | 14913UAJ9 | 150,000.00 | CATERPILLAR FINANCIAL SERVICES CORP 4.85 02/27/2029 | 101.520 | 4.40% | (152,280.00) | (1,879.38) | (154,159.38) | 0.00 |
| Purchase | 06/10/2025 | 92970QAJ4 | 95,000.00 | WFCIT 2025-1 A 4.34 05/15/2030 | 99.998 | 4.33% | (94,998.42) | 0.00 | (94,998.42) | 0.00 |
| Purchase | 06/17/2025 | 3137FEZU7 | 275,000.00 | FHMS K-076 A2 3.9 04/25/2028 | 99.164 | 4.16% | (272,701.17) | (476.67) | (273,177.84) | 0.00 |
| **Total Purchase** | | | **1,690,000.00** | | | | **(1,686,559.22)** | **(3,872.10)** | **(1,690,431.32)** | **0.00** |
| **TOTAL ACQUISITIONS** | | | **1,690,000.00** | | | | **(1,686,559.22)** | **(3,872.10)** | **(1,690,431.32)** | **0.00** |
| **DISPOSITIONS** | | | | | | | | | | |
| Maturity | 04/10/2025 | 912797NB9 | (450,000.00) | UNITED STATES TREASURY 04/10/2025 | 100.000 | 4.31% | 450,000.00 | 0.00 | 450,000.00 | 0.00 |
| Maturity | 04/17/2025 | 62479LRH0 | (350,000.00) | MUFG Bank, Ltd. - New York Branch 04/17/2025 | 100.000 | 4.27% | 350,000.00 | 0.00 | 350,000.00 | 0.00 |

## TRANSACTION LEDGER

MCWD Long Term Reserves | Account #11043|04/01/2025 Through 06/30/2025|

| Transaction Type | Settlement Date | CUSIP | Quantity | Security Description | Price | Acq/Disp Yield | Amount | Interest Pur/Sold | Total Amount | Gain/Loss |
|---|---|---|---|---|---|---|---|---|---|---|
| Maturity | 05/15/2025 | 912797LB1 | (425,000.00) | UNITED STATES TREASURY 05/15/2025 | 100.000 | 4.29% | 425,000.00 | 0.00 | 425,000.00 | 0.00 |
| **Total Maturity** | | | **(1,225,000.00)** | | | | **1,225,000.00** | **0.00** | **1,225,000.00** | **0.00** |
| Sale | 05/08/2025 | 9128284V9 | (30,000.00) | UNITED STATES TREASURY 2.875 08/15/2028 | 97.191 | 4.00% | 29,157.42 | 195.37 | 29,352.79 | 150.83 |
| Sale | 06/13/2025 | 91282CHE4 | (80,000.00) | UNITED STATES TREASURY 3.625 05/31/2028 | 99.320 | 4.69% | 79,456.25 | 103.01 | 79,559.26 | 1,727.16 |
| Sale | 06/13/2025 | 9128283F5 | (240,000.00) | UNITED STATES TREASURY 2.25 11/15/2027 | 96.281 | 4.37% | 231,075.00 | 425.54 | 231,500.54 | 2,556.29 |
| **Total Sale** | | | **(350,000.00)** | | | | **339,688.67** | **723.92** | **340,412.59** | **4,434.28** |
| **TOTAL DISPOSITIONS** | | | **(1,575,000.00)** | | | | **1,564,688.67** | **723.92** | **1,565,412.59** | **4,434.28** |

# IMPORTANT DISCLOSURES

2025 Chandler Asset Management, Inc, An Independent Registered Investment Adviser.

Information contained herein is confidential. Prices are provided by ICE Data Services Inc ("IDS"), an independent pricing source. In the event IDS does not provide a price or if the price provided is not reflective of fair market value, Chandler will obtain pricing from an alternative approved third party pricing source in accordance with our written valuation policy and procedures. Our valuation procedures are also disclosed in Item 5 of our Form ADV Part 2A.

Performance results are presented gross-of-advisory fees and represent the client's Total Return. The deduction of advisory fees lowers performance results. These results include the reinvestment of dividends and other earnings. Past performance may not be indicative of future results. Therefore, clients should not assume that future performance of any specific investment or investment strategy will be profitable or equal to past performance levels. All investment strategies have the potential for profit or loss. Economic factors, market conditions or changes in investment strategies, contributions or withdrawals may materially alter the performance and results of your portfolio.

Index returns assume reinvestment of all distributions. Historical performance results for investment indexes generally do not reflect the deduction of transaction and/or custodial charges or the deduction of an investment management fee, the incurrence of which would have the effect of decreasing historical performance results. It is not possible to invest directly in an index.

Source ICE Data Indices, LLC ("ICE"), used with permission. ICE permits use of the ICE indices and related data on an "as is" basis; ICE, its affiliates and their respective third party suppliers disclaim any and all warranties and representations, express and/or implied, including any warranties of merchantability or fitness for a particular purpose or use, including the indices, index data and any data included in, related to, or derived therefrom. Neither ICE data, its affiliates or their respective third party providers guarantee the quality, adequacy, accuracy, timeliness or completeness of the indices or the index data or any component thereof, and the indices and index data and all components thereof are provided on an "as is" basis and licensee's use it at licensee's own risk. ICE data, its affiliates and their respective third party do not sponsor, endorse, or recommend chandler asset management, or any of its products or services.

This report is provided for informational purposes only and should not be construed as a specific investment or legal advice. The information contained herein was obtained from sources believed to be reliable as of the date of publication, but may become outdated or superseded at any time without notice. Any opinions or views expressed are based on current market conditions and are subject to change. This report may contain forecasts and forward-looking statements which are inherently limited and should not be relied upon as indicator of future results. Past performance is not indicative of future results. This report is not intended to constitute an offer, solicitation, recommendation or advice regarding any securities or investment strategy and should not be regarded by recipients as a substitute for the exercise of their own judgment.

Fixed income investments are subject to interest, credit and market risk. Interest rate risk: the value of fixed income investments will decline as interest rates rise. Credit risk: the possibility that the borrower may not be able to repay interest and principal. Low rated bonds generally have to pay higher interest rates to attract investors willing to take on greater risk. Market risk: the bond market in general could decline due to economic conditions, especially during periods of rising interest rates.

Ratings information have been provided by Moody's, S&P and Fitch through data feeds we believe to be reliable as of the date of this statement, however we cannot guarantee its accuracy.

Security level ratings for U.S. Agency issued mortgage-backed securities ("MBS") reflect the issuer rating because the securities themselves are not rated. The issuing U.S. Agency guarantees the full and timely payment of both principal and interest and carries a AA+/Aaa/AAA by S&P, Moody's and Fitch respectively.

# PERIODIC TABLE OF ASSET CLASS RETURNS DISCLOSURES

- **US Small Cap Stocks – Morgan Stanley Capital International (MSCI) Small Cap 1750** – The MSCI Small Cap 1750 is a market capitalization weighted index that measures the performance of small capitalization U.S. stocks.

- **US Mid Cap Stocks – Morgan Stanley Capital International (MSCI) Mid Cap 450** – The MSCI Mid Cap 450 is a market capitalization weighted index that measures the performance of mid-capitalization U.S. stocks.

- **US Large Cap Stocks – Standard & Poor's 500** – The S&P 500 is a market value weighted index of 500 large capitalization stocks. The 500 companies included in the index capture approximately 80% of available U.S. market capitalization.

- **International Stocks – Morgan Stanley Capital International (MSCI) EAFE** – The MSCI EAFE International Equity Index is a market capitalization weighted index that captures international equity performance of large and mid-cap stocks in the developed stock markets of Europe, Australasia, and the Far East.

- **Emerging Market Stocks – Morgan Stanley Capital International (MSCI) Emerging Markets** – The MSCI Emerging Markets Index is a market capitalization weighted index that captures equity performance of large and mid-cap stocks across emerging market countries.

- **U.S. Real Estate – Morgan Stanley Capital International (MSCI) REIT** – The MSCI US REIT Index is a free float-adjusted market capitalization index that is comprised of equity REITs. It represents about 99% of the US REIT universe and securities are classified in the REIT sector according to the Global Industry Classification Standard (GICS®). It excludes Mortgage REITs and selected Specialized REITs.

- **International Real Estate – S&P Developed Ex-US Property** – The S&P Developed Ex-US Property Index is a market capitalization weighted index that captures the performance of a universe of publicly traded property companies based in developing countries outside of the US. The companies included are engaged in real estate related activities, such as property ownership, management, development, rental and investment.

- **US Core Bonds – ICE BofA US Corporate, Government, Mortgage** – The ICE BofA US Corporate, Government, Mortgage index is a broad measure of US investment grade bond performance, including US Treasuries, agencies, investment-grade corporates and mortgage securities.

- **US High Yield Bonds – ICE BofA US High Yield** – The ICE BofA High Yield Bond Index measures the market of USD-denominated, non-investment grade, fixed-rate, taxable corporate bonds.

- **International Bonds – Bloomberg Barclays Global Aggregate ex-USD Total Return Index Value Unhedged USD** – Index from 2/1/2013 – current. This index measures the performance of global investment grade debt from 24 local currency markets. This multi- currency benchmark includes treasury, government-related, corporate and securitized fixed-rate bonds from both developed and emerging markets issuers. S&P Citigroup International Govt Bond – Index from 1/1/2009 – 1/31/2013. This index measures the performance of sovereign bonds of non-U.S. developed countries.

- **Diversified Commodities – S&P GSCI Commodity Index** – The S&P GSCI Commodity Index is a world production-weighted measure of general commodity price movements and inflation in the world economy. It consists of a basket of physical commodity futures contracts.

*Source ICE Data Indices, LLC ("ICE"), used with permission. ICE permits the use of ICE Indices and related data on an "as is" basis; ICE, its affiliates and their respective third party suppliers disclaim any and all warranties and representation, express and/or implied, including any warranties of merchantability or fitness for a particular purpose or use, including the indices, index data and any data included in, related to, or derived therefrom. Neither ICE data, its affiliates or their respective third-party providers guarantee the quality, adequacy, accuracy, timeliness or completeness of the indices or the index data or any component thereof, and the indices and index data and all components thereof are provided on an "as is" basis and licensee's use is at licensee's own risk. ICE data, its affiliates and their respective third party do not sponsor, endorse, or recommend Chandler, or any of its products or services.*

*Bloomberg® and Bloomberg Barclays Global Aggregate ex-USD Total Return Index Value Unhedged USD are service marks of Bloomberg Finance L.P. and its affiliates, including Bloomberg Index Services Limited ("BISL"), the administrator of the index (collectively, "Bloomberg") and have been licensed for use for certain purposes by Chandler Asset Management Inc. Bloomberg is not affiliated with Chandler Asset Management Inc., and Bloomberg does not approve, endorse, review, or recommend this product. Bloomberg does not guarantee the timeliness, accurateness, or completeness of any data or information relating to this product.*

*Morgan Stanley Capital International® (MSCI), the MSCI indices are service marks of Morgan Stanley Capital International and its affiliates, and have been licensed for use for certain purposes by Chandler Asset Management Inc. MSCI is not affiliated with Chandler Asset Management Inc., and MSCI does not approve, endorse, review, or recommend these products. MSCI does not guarantee the timeliness, accurateness, or completeness of any data or information relating to these products.*

*Disclosure: This report is provided for informational purposes only and should not be construed as specific investment or legal advice. The information contained herein was obtained from sources believed to be reliable as of the date of publication, but may become outdated or superseded at any time without notice. Past performance is not indicative of future results. This report is not intended to constitute an offer, solicitation, recommendation or advice regarding any securities or investment strategy and should not be regarded by recipients as a substitute for the exercise of their own judgement.*

*All investments contain risk and may lose value. Fixed income investments are subject to interest rate, credit, and market risk. Interest rate risk: the value of fixed income investments will decline as interest rates rise. Credit risk: the possibility that the borrower may not be able to repay interest and principal. Low rated bonds generally have to pay higher interest rates to attract investors willing to take on greater risk. Market risk: the bond market in general could decline due to economic conditions, especially during periods of rising interest rates. International: Non-US markets may be more volatile due to a variety of factors including less liquidity, transparency and oversight of companies and assets. Values of non-US investments may fluctuate due to changes in currency exchange rates. Non-US companies are also subject to risks that come with political and economic stability that may affect their respective countries. These risks may be greater in emerging market countries. Equities: Investments on equities are subject to risks from stock market fluctuations that occur in response to economic and business developments.*

## BENCHMARK DISCLOSURES

| Benchmark | Disclosure |
|---|---|
| ICE BofA 0-5 Yr US Treasury Index | The ICE BofA 0-5 Year US Treasury Index tracks the performance of US Dollar denominated Sovereign debt publicly issued by the US government in its domestic market with maturities less than five years. Qualifying securities must have at least 18 months to maturity at point of issuance, at least one month and less than five years remaining term to final maturity, a fixed coupon schedule and a minimum amount outstanding of $1 billion. |
| ICE BofA 1-10 Yr Unsubordinated US Treasury & Agency Index | The ICE BofA 1-10 Year Unsubordinated US Treasury & Agency Index tracks the performance of US dollar denominated US Treasury and nonsubordinated US agency debt issued in the US domestic market. Qualifying securities must have an investment grade rating (based on an average of Moody's, S&P and Fitch). Qualifying securities must have at least one year remaining term to final maturity and less than ten years remaining term to final maturity, at least 18 months to maturity at time of issuance, a fixed coupon schedule, and a minimum amount outstanding of $1 billion for sovereigns and $250 million for agencies. |